



Drywall Products

Selector Guide

Dependability When it Matters Most



The walls you build are constructed with precision and hard work. The products you use need to bring that same level of performance. That's why we offer a full range of reliable drywall and finishing solutions that make installations faster and simpler, all while helping you keep pace with demand – no matter the size, complexity, or location of the project.

Our drywall solutions are manufactured with quality and consistency, and our products are readily available, no matter where you are in the country. Plus, our in-house technical support team is at the ready to help you through even the most demanding installations. We have your back, so you can easily stay on schedule, within budget, and keep your projects running smoothly.



BIM/CAD INFORMATION

The BIM and CAD UL fire rated assemblies and sound assemblies can be found on CertainTeed's BIM and CAD Design Studio at bimlibrary.saint-gobain.com.

CertainTeed's BIM and CAD Design Studio provides BIM and CAD details to many UL fire rated assemblies and sound assemblies in an easy to view experience. Plus, downloadable Revit and DWG and PDF CAD Details are available.

SUSTAINABILITY

Can contribute to the U.S. Green Building Council's LEED Credit Qualification in several credit categories to assist in obtaining LEED certification. Sustainable documentation, including recycled content, EPD's, HPD's, VOC Certifications, can be found at saintgobain.ecomedes.com.



Product Standards

BUILDING SAFER, SMARTER, AND FASTER

Our drywall systems, along with our full building materials portfolio, are created with the goal of improving occupant health and well-being in all the places where we live, learn, work, heal, and play. With CertainTeed, you'll be able to make any space a better home, quickly and efficiently.



SilentFX® QuickCut™

SilentFX® QuickCut™ Noise-Reducing Gypsum Panel significantly improves sound attenuation and is ideal for systems requiring high STC performance. M2Tech® provides added moisture and mold resistance.



M2Tech®

M2Tech® Moisture and Mold Resistant Gypsum Panel features a unique technology that combines moisture and mold resistance and is specially engineered to provide enhanced protection against mold growth.



Extreme Abuse Extreme Impact

Extreme Abuse and Extreme Impact provide increased protection and durability for areas subjected to repeat wear and tear. Available with M2Tech® for added mold resistance.



GlasRoc® Tile Backer

GlasRoc® Tile Backer, part of the GlasRoc® family, is the superior tile substrate for walls, ceilings, countertops and other moisture prone areas.



Easi-Lite® 30

Easi-Lite® Lightweight Gypsum Panel is up to 30% lighter than standard gypsum panels. Easi-Lite®, as well as other CertainTeed paper faced gypsum panels, are made of up to 99% recycled paper.



GlasRoc®

The GlasRoc® family of products combines re-inforcing Glass mats, fully embedded into a water-resistant gypsum core, positioned beneath a paperless polymer-modified gypsum surface, and a protective acrylic coating on the exterior face. Available in exterior sheathing, shaftliner and interior gypsum panel.





















FireLITE®

CertainTeed FireLITE Type X Lightweight Drywall Panel is an interior drywall panel consisting of a non-combustible, fire-resistant Type X gypsum core and is more than 10% lighter vs. standard 5/8" type X Drywall Panels.








Most CertainTeed panel products are available with a 5/8" (15.7 mm) Type X, fire-resistant, gypsum core.

Solution-Based Drywall Products

PRODUCT / DESCRIPTION	CORE	THICKNESS	WIDTHS	LENGTHS ¹	EDGE DETAIL	ASTM*
ACOUSTIC PRODUCTS						
 SILENTFX® QUICKCUT™ NOISE-REDUCING GYPSUM PANEL  Acoustical Gypsum Panel that features a viscoelastic polymer for significant reduction of sound transmission between rooms. Achieves system STC ratings of 50 and higher. Abuse resistant and features M2Tech for enhanced mold resistance.	Regular	1/2" (12.7 mm)	4' (1220 mm)	8' (2440 mm) 10' (3050 mm) 12' (3660 mm)	Tapered	C1766 D3273
 SILENTFX® QUICKCUT™ NOISE-REDUCING GYPSUM PANEL TYPE X  Provides the same features as SilentFX  QuickCut 1/2" (12.7 mm) Gypsum Panel plus  has a specially formulated gypsum core for use in fire-resistive, Type X designs.	Type X	5/8" (15.9 mm)	4' (1220 mm)	8' (2440 mm) 10' (3050 mm) 12' (3660 mm)	Tapered	C1766 C1629, A4: 3** C1629, A1 and A2: 2 C1629, A3: 1 D3273
ABUSE AND IMPACT RESISTANT PRODUCTS						
 EXTREME ABUSE RESISTANT TYPE X GYPSUM PANEL  Increased protection and durability required  for abuse prone areas that are subjected to  repeated wear and tear, such as classrooms, patient rooms and public buildings. Features M2Tech for enhanced mold resistance.	Type X	5/8" (15.9 mm)	4' (1220 mm)	8' (2440 mm) 10' (3050 mm) 12' (3660 mm)	Tapered	C1396 C1629, A4: 3** C1629, A1 and A2: 2 C1629, A3: 1 D3273
 EXTREME IMPACT RESISTANT TYPE X GYPSUM PANEL  The highest level of protection for impact and  abuse areas in high traffic applications such  as hospital corridors, gymnasiums, utility rooms, airport terminals and public buildings. Features a fiber glass reinforcement for protection against hard and soft body impact and M2Tech for enhanced mold resistance.	Type X	5/8" (15.9 mm)	4' (1220 mm)	8' (2440 mm) 10' (3050 mm) 12' (3660 mm)	Tapered	C1396 C1629, A4: 3** C1629, A1 and A2: 3 C1629, A3: 1 D3273
 SILENTFX® QUICKCUT™ NOISE-REDUCING TYPE X GYPSUM PANEL  Acoustical Gypsum Panel that features  a viscoelastic polymer for significant  reduction of sound transmission between rooms. Achieves system STC ratings of 50 and higher. Abuse resistant and features M2Tech for enhanced mold and moisture resistance. Specially formulated gypsum core for use in fire-resistive, Type X designs.	Type X	5/8" (15.9 mm)	4' (1220 mm)	8' (2440 mm) 10' (3050 mm) 12' (3660 mm)	Tapered	C1766 C1629, A4: 3** C1629, A1 and A2: 2 C1629, A3: 1 D3273

Product availability and sustainability attributes:

 Fire-Rated
  Recycled Content²
 Moisture and Mold Resistant
  Acoustics
  Durability
















¹Custom lengths may be available.

²Not available in all areas. Consult your CertainTeed Gypsum Territory Manager for availability in your area.

*CertainTeed certifies that the products described herein meet or exceed listed ASTM requirements.

**Results are reflective of samples prepared with 1 coat primer and 1 coat semi-gloss latex paint.

Solution-Based Drywall Products

PRODUCT / DESCRIPTION	CORE	THICKNESS	WIDTHS	LENGTHS ¹	EDGE DETAIL	ASTM*
FIRE-RATED PRODUCTS						
 EASI-LITE® 30 LIGHTWEIGHT 30-MINUTE GYPSUM PANEL Provides the same advantages as Easi-Lite Lightweight Gypsum Panel and is specially designed for use in 30-minute fire-rated wood and steel framed designs per UL W423 as well as non-rated systems.	Non-Type X	5/8" (15.9 mm)	4' (1220 mm)	8' to 12' (2440 mm to 3660 mm)	Tapered	C1396
    EXTREME ABUSE RESISTANT TYPE X GYPSUM PANEL Increased protection and durability required for abuse prone areas that are subjected to repeated wear and tear, such as classrooms, patient rooms and public buildings. Features M2Tech for enhanced mold resistance.	Type X	5/8" (15.9 mm)	4' (1220 mm)	8' (2440 mm) 10' (3050 mm) 12' (3660 mm)	Tapered	C1396 C1629, A4: 3** C1629, A1 and A2: 2 C1629, A3: 1 D3273
    EXTREME IMPACT RESISTANT TYPE X GYPSUM PANEL The highest level of protection for impact and abuse areas in high traffic applications such as hospital corridors, gymnasiums, utility rooms, airport terminals and public buildings. Features a fiber glass reinforcement for protection against hard and soft body impact and M2Tech for enhanced mold resistance.	Type X	5/8" (15.9 mm)	4' (1220 mm)	8' (2440 mm) 10' (3050 mm) 12' (3660 mm)	Tapered	C1396 C1629, A4: 3** C1629, A1 and A2: 3 C1629, A3: 1 D3273
   GLASROC® SHEATHING TYPE X GYPSUM PANEL Weather-resistant gypsum sheathing produced with an engineered face and back glass mat for enhanced mold resistance. GlasRoc Sheathing is an appropriate substrate in EIF Systems, one-coat and conventional stucco systems, traditional cladding systems, exterior ceilings, soffit systems and exterior curved applications. Can also be incorporated into Air Barrier assemblies. Specially formulated core for fire-resistance ratings up to four hours.	Type X	5/8" (15.9 mm)	4' (1220 mm)	8' (2440 mm)	Square	C1177 D3273
   GLASROC® TILE BACKER TYPE X GYPSUM PANEL A water-resistant, gypsum tile backer with an engineered glass mat face and back surface designed for tile applications. The lightweight product is a superior tile substrate for walls, ceilings and countertops. Specially formulated core for fire-resistive, Type X designs.	Type X	5/8" (15.9 mm)	4' (1220 mm)	8' (2440 mm)	Square	C1178 D3273

Product availability and sustainability attributes:














¹Custom lengths may be available.

²Not available in all areas. Consult your CertainTeed Gypsum Territory Manager for availability in your area.

*CertainTeed certifies that the products described herein meet or exceed listed ASTM requirements.

**Results are reflective of samples prepared with 1 coat primer and 1 coat semi-gloss latex paint.

Solution-Based Drywall Products

PRODUCT / DESCRIPTION	CORE	THICKNESS	WIDTHS	LENGTHS ¹	EDGE DETAIL	ASTM*
FIRE-RATED PRODUCTS						
 GLASROC® INTERIOR TYPE X GYPSUM PANEL²  A high-performance, weather-resistant glass mat faced gypsum panel product.  Produced with an engineered face and back glass mat for enhanced mold resistance. Specially formulated core for fire-resistive, Type X designs.	Type X	5/8" (15.9 mm)	4' (1220 mm)	8' (2440 mm)	Tapered	C1658 D3273
 TYPE X GYPSUM PANEL  Provides the same use as CertainTeed Regular in addition to a specially formulated core for use in fire-resistive, Type X designs.	Type C	5/8" (15.9 mm)	4' (1220 mm) 54" (1370 mm)	8' (2440 mm) 9' (2740 mm) 10' (3050 mm) 12' (3660 mm) 14' (4270 mm) 16' (4880 mm)	Tapered	C1396
 TYPE C GYPSUM PANEL  Provides the same use as CertainTeed Regular in addition to a specially formulated enhanced Type X core for use in fire-resistive, Type X and proprietary Type C designs.	Type X	1/2" (12.7 mm) 5/8" (15.9 mm)	4' (1220 mm)	8' (2440 mm) 9' (2740 mm) 10' (3050 mm) 12' (3660 mm)	Tapered	C1396
 SILENTFX® QUICKCUT™ NOISE-REDUCING TYPE X GYPSUM PANEL  Acoustical Gypsum Panel that features a viscoelastic polymer for significant reduction of sound transmission between rooms. Achieves system STC ratings of 50 and higher. Abuse resistant and features M2Tech for enhanced mold and moisture resistance. Specially formulated gypsum core for use in fire-resistive, Type X designs.	Type X	5/8" (15.9 mm)	4' (1220 mm)	8' (2440 mm) 10' (3050 mm) 12' (3660 mm)	Tapered	C1766 C1629, A4: 3** C1629, A1 and A2: 2 C1629, A3: 1 D3273
 M2TECH® TYPE X GYPSUM PANEL  For extra protection against moisture and mold, this technology features a water-resistive core combined with a moisture and mold resistant paper. Specially formulated core for fire-resistance ratings up to four hours.	Type X	5/8" (15.9 mm)	4' (1220 mm)	8' (2440 mm) 10' (3050 mm) 12' (3660 mm)	Tapered	C1396 D3273

Product availability and sustainability attributes:














¹Custom lengths may be available.

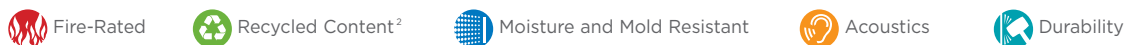
²Not available in all areas. Consult your CertainTeed Gypsum Territory Manager for availability in your area.

*CertainTeed certifies that the products described herein meet or exceed listed ASTM requirements.

Solution-Based Drywall Products

PRODUCT / DESCRIPTION	CORE	THICKNESS	WIDTHS	LENGTHS ¹	EDGE DETAIL	ASTM*
FIRE-RATED PRODUCTS						
 EXTERIOR SOFFIT TYPE X GYPSUM PANEL  For use on the underside of eaves, carport ceilings, canopies and other commercial and residential exterior applications with indirect exposure to the weather. Specially formulated core for use in fire-resistive Type X designs.	Type X	5/8" (15.9 mm)	4' (1220 mm)	8' to 12' (2440 mm to 3660 mm)	Tapered	C1396
 EXTERIOR SOFFIT TYPE C GYPSUM PANEL  Provides the same use as Exterior Soffit Type X but with a specially formulated core for use in fire-resistive, Type C designs.	Type C	5/8" (15.9 mm)	4' (1220 mm)	8' to 12' (2440 mm to 3660 mm)	Tapered	C1396
 VENEER PLASTER BASE TYPE X GYPSUM PANEL  An interior gypsum panel with a specially formulated face paper for use under gypsum veneer plaster. Has a solid set, fire-resistive gypsum core enclosed in a highly absorptive paper surface.	Type X	5/8" (15.9 mm)	4' (1220 mm)	8' (2440 mm) 12' (3660 mm)	Tapered	C1396
   GLASROC® SHAFTLINER TYPE X Designed and engineered to provide added protection against moisture and mold; used for interior vertical enclosures, stairwells, elevator enclosures, mechanical chases and area separation firewalls. GlasRoc Shaftliner achieved the best possible score of 10 per ASTM D3273 for mold resistance.	Type X	1" (25.4 mm)	2' (610 mm)	8' (2440 mm) 10' (3050 mm) 12' (3660 mm)	Double Beveled	C1658 D3273
  FireLITE® TYPE X A lightweight Type X fire-resistant gypsum panel used for interior walls and ceilings in residential and commercial applications requiring extended fire ratings. It can be used for new construction or renovations over wood or steel framing.	Type X	5/8" (15.9 mm)	4' (1220 mm) 54" (1370 mm)	8' to 12' (2440 mm to 3660 mm)	Tapered	C1396

Product availability and sustainability attributes:













¹Custom lengths may be available.

²Not available in all areas. Consult your CertainTeed Gypsum Territory Manager for availability in your area.

*CertainTeed certifies that the products described herein meet or exceed listed ASTM requirements.

**Results are reflective of samples prepared with 1 coat primer and 1 coat semi-gloss latex paint.

Solution-Based Drywall Products

PRODUCT / DESCRIPTION	CORE	THICKNESS	WIDTHS	LENGTHS ¹	EDGE DETAIL	ASTM*
FIRE-RATED PRODUCTS						
 M2TECH® SHAFTLINER TYPE X  Achieves the best possible scores of 10 per ASTM D3273 for mold resistance; used for interior vertical enclosures, stairwells, elevator enclosures, mechanical chases and area separation firewalls. Advantages of gypsum shaftliner versus traditional masonry are: lightweight construction, thinner walls, ease and speed of installation and cleanup, and cost effective construction.  For extended weather exposure applications, specify GlasRoc® Shaftliner Type X.	Type X	1" (25.4 mm)	2' (610 mm)	8' (2440 mm) 9' (2740 mm) 10' (3050 mm) 12' (3660 mm)	Double Beveled	C1396 D3273
GLASS MAT PRODUCTS						
 GLASROC® TILE BACKER GYPSUM PANEL  A water-resistant, gypsum tile backer with an engineered glass mat face and back surface designed for tile applications. The lightweight 1/2" (12.7 mm) thick product is a superior tile substrate for walls, ceilings and countertops.	Regular	1/2" (12.7 mm)	4' (1220 mm)	8' (2440 mm)	Square	C1178 D3273
 GLASROC® TILE BACKER TYPE X GYPSUM PANEL  Provides the same use as 1/2" (12.7 mm) GlasRoc Tile Backer plus has a specially formulated core for fire-resistive, Type X designs. 	Type X	5/8" (15.9 mm)	4' (1220 mm)	8' (2440 mm)	Square	C1178 D3273
 GLASROC® SHEATHING GYPSUM PANEL  Weather-resistant gypsum sheathing produced with an engineered face and back glass mat for enhanced mold resistance. GlasRoc Sheathing is an appropriate substrate in EIF Systems, one-coat and conventional stucco systems, traditional cladding systems, exterior ceilings, soffit systems and exterior curved applications. Can also be incorporated into Air Barrier assemblies.	Regular	1/2" (12.7 mm)	4' (1220 mm)	8' (2440 mm)	Square	C1177 D3273

Product availability and sustainability attributes:















¹Custom lengths may be available.





²Not available in all areas. Consult your CertainTeed Gypsum Territory Manager for availability in your area.

*CertainTeed certifies that the products described herein meet or exceed listed ASTM requirements.

Solution-Based Drywall Products

PRODUCT / DESCRIPTION	CORE	THICKNESS	WIDTHS	LENGTHS ¹	EDGE DETAIL	ASTM*
GLASS MAT PRODUCTS						
 GLASROC® SHEATHING TYPE X GYPSUM PANEL  Provides the same use as GlasRoc Sheathing plus a specially formulated core for fire-resistance ratings up to four hours.	Type X	5/8" (15.9 mm)	4' (1220 mm)	8' (2440 mm)	Square	C1177 D3273
 GLASROC® INTERIOR GYPSUM PANEL²  A high-performance, weather-resistant glass mat faced gypsum panel product. Produced with an engineered face and back glass mat for enhanced mold resistance.	Regular	1/2" (12.7 mm)	4' (1220 mm)	8' (2440 mm)	Tapered	C1658 D3273
 GLASROC® INTERIOR TYPE X GYPSUM PANEL²  A high-performance, weather-resistant glass mat faced gypsum panel product. Produced with an engineered face and back glass mat for enhanced mold resistance. Specially formulated core for fire-resistive, Type X designs.	Type X	5/8" (15.9 mm)	4' (1220 mm)	8' (2440 mm)	Tapered	C1658 D3273
 GLASROC® SHAFTLINER TYPE X  Designed and engineered to provide added protection against moisture and mold, GlasRoc Shaftliner achieved the best possible score of 10 per ASTM D3273 for mold resistance.	Type X	1" (25.4 mm)	2' (610 mm)	8' (2440 mm) 10' (3050 mm) 12' (3660 mm)	Double Beveled	C1658 D3273
LIGHTWEIGHT PRODUCTS						
 EASI-LITE® 30 LIGHTWEIGHT 30-MINUTE GYPSUM PANEL Provides the same advantages as Easi-Lite Lightweight Gypsum Panel and is specially designed for use in 30-minute fire-rated wood and steel framed designs per UL W423 as well as non-rated systems.	Non-Type X	5/8" (15.9 mm)	4' (1220 mm)	8' to 12' (2440 mm to 3660 mm)	Tapered	C1396
 EASI-LITE® LIGHTWEIGHT GYPSUM PANEL Up to 30% lighter than Regular gypsum panel — easier to carry and install, resulting in faster installation. Uniform high strength, solid edge hardness and a sag resistant gypsum core makes it ideal for ceiling and wall applications.	Regular	1/2" (12.7 mm)	4' (1220 mm) 54" (1370 mm)	8' to 16' (2440 mm to 4877 mm)	Tapered	C1396
 FireLITE® TYPE X  A lightweight Type X fire-resistant gypsum panel used for interior walls and ceilings in residential and commercial applications requiring extended fire ratings. It can be used for new construction or renovations over wood or steel framing.	Type X	5/8" (15.9 mm)	4' (1220 mm) 54" (1370 mm)	8' to 12' (2440 mm to 3660 mm)	Tapered	C1396

Product availability and sustainability attributes:

 Fire-Rated
  Recycled Content²
 Moisture and Mold Resistant
  Acoustics
  Durability













¹Custom lengths may be available.

²Not available in all areas. Consult your CertainTeed Gypsum Territory Manager for availability in your area.

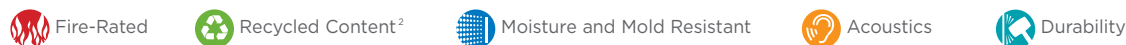
*CertainTeed certifies that the products described herein meet or exceed listed ASTM requirements.

**Results are reflective of samples prepared with 1 coat primer and 1 coat semi-gloss latex paint.

Solution-Based Drywall Products

PRODUCT / DESCRIPTION	CORE	THICKNESS	WIDTHS	LENGTHS ¹	EDGE DETAIL	ASTM*
MOISTURE AND MOLD RESISTANT PRODUCTS						
 M2TECH® GYPSUM PANEL  For extra protection against moisture and mold, this technology features a water-resistive core combined with a moisture and mold resistant paper.	Regular	1/2" (12.7 mm)	4' (1220 mm)	8' (2440 mm) 10' (3050 mm) 12' (3660 mm)	Tapered	C1396 D3273
 M2TECH® TYPE X GYPSUM PANEL  Provides the same use as M2Tech Gypsum Panel plus a specially formulated core for fire-resistance ratings up to four hours.	Type X	5/8" (15.9 mm)	4' (1220 mm)	8' (2440 mm) 10' (3050 mm) 12' (3660 mm)	Tapered	C1396 D3273
 EXTREME ABUSE RESISTANT TYPE X GYPSUM PANEL  Increased protection and durability required for abuse prone areas that are subjected to repeated wear and tear, such as classrooms, patient rooms and public buildings. Features M2Tech for enhanced mold resistance.	Type X	5/8" (15.9 mm)	4' (1220 mm)	8' (2440 mm) 10' (3050 mm) 12' (3660 mm)	Tapered	C1396 C1629, A4: 3** C1629, A1 and A2: 2 C1629, A3: 1 D3273
 EXTREME IMPACT RESISTANT TYPE X GYPSUM PANEL  The highest level of protection for impact and abuse areas in high traffic applications such as hospital corridors, gymnasiums, utility rooms, airport terminals and public buildings. Features a fiber glass reinforcement for protection against hard and soft body impact and M2Tech for enhanced mold resistance.	Type X	5/8" (15.9 mm)	4' (1220 mm)	8' (2440 mm) 10' (3050 mm) 12' (3660 mm)	Tapered	C1396 C1629, A4: 3** C1629, A1 and A2: 3 C1629, A3: 1 D3273
 SILENTFX® QUICKCUT™ NOISE-REDUCING GYPSUM PANEL  Acoustical Gypsum Panel that features a viscoelastic polymer for significant reduction of sound transmission between rooms. Achieves system STC ratings of 50 and higher. Abuse resistant and features M2Tech for enhanced mold resistance.	Regular	1/2" (12.7 mm)	4' (1220 mm)	8' (2440 mm) 10' (3050 mm) 12' (3660 mm)	Tapered	C1766 D3273
 SILENTFX® QUICKCUT™ NOISE-REDUCING TYPE X GYPSUM PANEL  Provides the same features as SilentFX QuickCut 1/2" (12.7 mm) Gypsum Panel plus has a specially formulated gypsum core for use in fire-resistive, Type X designs.	Type X	5/8" (15.9 mm)	4' (1220 mm)	8' (2440 mm) 10' (3050 mm) 12' (3660 mm)	Tapered	C1766 C1629, A4: 3** C1629, A1 and A2: 3 C1629, A3: 1 D3273

Product availability and sustainability attributes:



¹Custom lengths may be available.

²Not available in all areas. Consult your CertainTeed Gypsum Territory Manager for availability in your area.

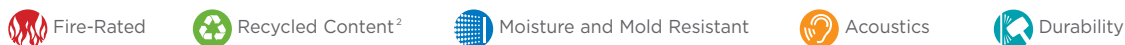
*CertainTeed certifies that the products described herein meet or exceed listed ASTM requirements.

**Results are reflective of samples prepared with 1 coat primer and 1 coat semi-gloss latex paint.

Solution-Based Drywall Products

PRODUCT / DESCRIPTION	CORE	THICKNESS	WIDTHS	LENGTHS ¹	EDGE DETAIL	ASTM*
MOISTURE AND MOLD RESISTANT PRODUCTS						
 GLASROC® TILE BACKER GYPSUM PANEL  A water-resistant, gypsum tile backer with an engineered glass mat face and back surface designed for tile applications. The lightweight 1/2" (12.7 mm) thick product is a superior tile substrate for walls, ceilings and countertops.	Regular	1/2" (12.7 mm)	4' (1220 mm)	8' (2440 mm)	Square	C1178 D3273
 GLASROC® TILE BACKER TYPE X GYPSUM PANEL  Provides the same use as 1/2" (12.7 mm) GlasRoc Tile Backer plus has a specially formulated core for fire-resistive, Type X designs.	Type X	5/8" (15.9 mm)	4' (1220 mm)	8' (2440 mm)	Square	C1178 D3273
 GLASROC® SHEATHING GYPSUM PANEL  Weather-resistant gypsum sheathing produced with an engineered face and back glass mat for enhanced mold resistance. GlasRoc Sheathing is an appropriate substrate in EIF Systems, one-coat and conventional stucco systems, traditional cladding systems, exterior ceilings, soffit systems and exterior curved applications. Can also be incorporated into Air Barrier assemblies.	Regular	1/2" (12.7 mm)	4' (1220 mm)	8' (2440 mm)	Square	C1177 D3273
 GLASROC® SHEATHING TYPE X GYPSUM PANEL  Provides the same use as GlasRoc Sheathing 1/2" (12.7 mm) plus a specially formulated core for fire-resistance ratings up to four hours.	Type X	5/8" (15.9 mm)	4' (1220 mm)	8' (2440 mm)	Square	C1177 D3273
 GLASROC® INTERIOR GYPSUM PANEL²  A high-performance, weather-resistant glass mat faced gypsum panel product. Produced with an engineered face and back glass mat for enhanced mold resistance.	Regular	1/2" (12.7 mm)	4' (1220 mm)	8' (2440 mm)	Tapered	C1658 D3273
 GLASROC® INTERIOR TYPE X GYPSUM PANEL²  Provides the same use as 1/2" (12.7 mm) GlasRoc Interior plus has a specially formulated core for fire-resistive, Type X designs.	Type X	5/8" (15.9 mm)	4' (1220 mm)	8' (2440 mm)	Tapered	C1658 D3273

Product availability and sustainability attributes:












¹Custom lengths may be available.

²Not available in all areas. Consult your CertainTeed Gypsum Territory Manager for availability in your area.

*CertainTeed certifies that the products described herein meet or exceed listed ASTM requirements.

**Results are reflective of samples prepared with 1 coat primer and 1 coat semi-gloss latex paint.

Solution-Based Drywall Products

PRODUCT / DESCRIPTION	CORE	THICKNESS	WIDTHS	LENGTHS ¹	EDGE DETAIL	ASTM [*]
MOISTURE AND MOLD RESISTANT PRODUCTS						
 GLASROC® SHAFTLINER TYPE X  Designed and engineered to provide added protection against moisture and mold, GlasRoc Shaftliner achieved the best possible score of 10 per ASTM D3273 for mold resistance.	Type X	1" (25.4 mm)	2' (610 mm)	8' (2440 mm) 10' (3050 mm) 12' (3660 mm)	Double Beveled	C1658 D3273
 M2TECH® SHAFTLINER TYPE X   Achieves the best possible scores of 10 per ASTM D3273 for mold resistance; used for interior vertical enclosures, stairwells, elevator enclosures, mechanical chases and area separation firewalls. Advantages of gypsum shaftliner versus traditional masonry are: lightweight construction, thinner walls, ease and speed of installation and cleanup, and cost effective construction. For extended weather exposure applications, specify GlasRoc® Shaftliner Type X.	Type X	1" (25.4 mm)	2' (610 mm)	8' (2440 mm) 10' (3050 mm) 12' (3660 mm)	Double Beveled	C1396 D3273
SAG RESISTANT PRODUCTS						
 EASI-LITE® LIGHTWEIGHT GYPSUM PANEL Up to 30% lighter than Regular gypsum panel — easier to carry and install, resulting in faster installation. Uniform high strength, solid edge hardness and a sag resistant gypsum core makes it ideal for ceiling and wall applications.	Regular	1/2" (12.7 mm)	4' (1220 mm) 54" (1370 mm)	8' to 16' (2440 mm to 4877 mm)	Tapered	C1396
PLASTER BASED VENEER PRODUCTS						
 VENEER PLASTER BASE GYPSUM PANEL An interior gypsum panel with a specially formulated face paper for use under gypsum veneer plaster.	Regular	1/2" (12.7 mm)	4' (1220 mm)	8' (2440 mm) 12' (3660 mm)	Tapered	C1396
 VENEER PLASTER BASE TYPE X GYPSUM PANEL  Provides the same use as 1/2" (12.7 mm) plus, has a solid set, fire-resistive gypsum core enclosed in a highly absorptive paper surface.	Type X	5/8" (15.9 mm)	4' (1220 mm)	8' (2440 mm) 12' (3660 mm)	Tapered	C1396

Product availability and sustainability attributes:



Fire-Rated



Recycled Content²



Moisture and Mold Resistant



Acoustics



Durability

¹Custom lengths may be available.

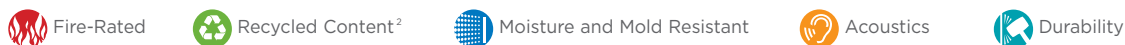
²Not available in all areas. Consult your CertainTeed Gypsum Territory Manager for availability in your area.

*CertainTeed certifies that the products described herein meet or exceed listed ASTM requirements.

Solution-Based Drywall Products

PRODUCT / DESCRIPTION	CORE	THICKNESS	WIDTHS	LENGTHS ¹	EDGE DETAIL	ASTM*
STANDARD PAPER-FACED PRODUCTS						
 REGULAR GYPSUM PANEL Used for interior walls and ceilings in standard residential or commercial applications.	Regular	1/4" (6.35 mm) 3/8" (9.5 mm)	4' (1220 mm)	8' (2440 mm)	Tapered	C1396
SHAFTLINER PRODUCTS						
   GLASROC® SHAFTLINER TYPE X Designed and engineered to provide added protection against moisture and mold; used for interior vertical enclosures, stairwells, elevator enclosures, mechanical chases and area separation firewalls. GlasRoc Shaftliner achieved the best possible score of 10 per ASTM D3273 for mold resistance.	Type X	1" (25.4 mm)	2' (610 mm)	8' (2440 mm) 10' (3050 mm) 12' (3660 mm)	Double Beveled	C1658 D3273
   M2TECH® SHAFTLINER TYPE X Achieves the best possible scores of 10 per ASTM D3273 for mold resistance; used for interior vertical enclosures, stairwells, elevator enclosures, mechanical chases and area separation firewalls. Advantages of gypsum shaftliner versus traditional masonry are: lightweight construction, thinner walls, ease and speed of installation and cleanup, and cost effective construction. For extended weather exposure applications, specify GlasRoc® Shaftliner Type X.	Type X	1" (25.4 mm)	2' (610 mm)	8' (2440 mm) 9' (2740 mm) 10' (3050 mm) 12' (3660 mm)	Double Beveled	C1396 D3273

Product availability and sustainability attributes:



¹Custom lengths may be available.

²Not available in all areas. Consult your CertainTeed Gypsum Territory Manager for availability in your area.

*CertainTeed certifies that the products described herein meet or exceed listed ASTM requirements.

Solution-Based Drywall Products

PRODUCT / DESCRIPTION	CORE	THICKNESS	WIDTHS	LENGTHS ¹	EDGE DETAIL	ASTM*
SHEATHING PRODUCTS						
 GLASROC® SHEATHING GYPSUM PANEL²  Weather-resistant gypsum sheathing produced with an engineered face and back glass mat for enhanced mold resistance. GlasRoc Sheathing is an appropriate substrate in EIF Systems, one-coat and conventional stucco systems, traditional cladding systems, exterior ceilings, soffit systems and exterior curved applications. Can also be incorporated into Air Barrier assemblies.	Regular	1/2" (12.7 mm)	4' (1220 mm)	8' (2440 mm)	Square	C1177 D3273
 GLASROC® SHEATHING TYPE X GYPSUM PANEL  Provides the same use as GlasRoc Sheathing plus a specially formulated core for fire-resistance ratings up to four hours.	Type X	5/8" (15.9 mm)	4' (1220 mm)	8' (2440 mm)	Square	C1177 D3273
EXTERIOR SOFFIT PRODUCTS						
 EXTERIOR SOFFIT TYPE X GYPSUM PANEL²  For use on the underside of eaves, carport ceilings, canopies and other commercial and residential exterior applications with indirect exposure to the weather. Specially formulated core for use in fire-resistive Type X designs.	Type X	5/8" (15.9 mm)	4' (1220 mm)	8' to 12' (2440 mm to 3660 mm)	Tapered	C1396
 EXTERIOR SOFFIT TYPE C GYPSUM PANEL²  Provides the same use as Exterior Soffit Panel Type X but with a specially formulated core for use in fire-resistive, Type C designs.	Type C	5/8" (15.9 mm)	4' (1220 mm)	8' to 12' (2440 mm to 3660 mm)	Tapered	C1396

Product availability and sustainability attributes:



¹Custom lengths may be available.

²Not available in all areas. Consult your CertainTeed Gypsum Territory Manager for availability in your area.

*CertainTeed certifies that the products described herein meet or exceed listed ASTM requirements.





CertainTeed provides innovative building products and systems for commercial, institutional and residential designs. With over 80 years of experience manufacturing and marketing in North America, CertainTeed Gypsum is committed to focusing on quality, service, and safety to provide a superior experience to its customers.

TEST STANDARDS

Fire resistance and sound tests are conducted in accordance with ASTM E119 (UL 263, CAN/ULC-S101) and ASTM E90, respectively, and no warranty is made other than conformance to the standard under which the assembly was tested. Minor discrepancies may exist in the values of ratings, attributable to changes in materials and standards, as well as differences between testing facilities. Assemblies are listed as “combustible” (wood framing) and “noncombustible” (concrete and/or steel construction).

COMBUSTIBLE ASSEMBLIES

These include all wood stud walls, wood joist or truss ceilings and floors consisting of tongue-and-groove, plywood, or OSB sub-flooring and finish flooring or a poured gypsum floor underlayment over wood structural panel sub-flooring. Floor assembly may be used over the wood joists with ceilings as detailed in GA and UL/cUL/ULC references.

NONCOMBUSTIBLE ASSEMBLIES

These include steel studs, bar joist ceilings with poured concrete floors over metal lath or steel. Also included are steel beams and steel columns. Ceilings for all 1-hour, 1 1/2-hour, and 2-hour noncombustible floor and ceiling assemblies with 2" (51 mm) or 2 1/2" (63.5 mm) concrete floor or metal lath over steel bar joists, unless otherwise specified, may be directly attached or suspended as detailed in GA and UL/cUL/ULC references.

FIRE RESISTANCE

CertainTeed® Type X, CertainTeed® Type C, M2Tech® Type X, SilentFX® QuickCut™ Type X, FireLITE® Type X, GlasRoc® Tile Backer Type X, GlasRoc® Shaftliner Type X, GlasRoc® Interior Type X and GlasRoc® Sheathing Type X products are Classified by Underwriters Laboratories Inc. and Listed by Underwriters Laboratories of Canada and carries the UL/cUL/ULC Label for 1-, 2-, 3- and 4-hour Fire Resistance in various designs. Underwriters Laboratories Inc. tests have proven that joint finishing is not required for the rating in certain assemblies using Type X and Type C products. For fire resistance ratings, refer to the Gypsum Association GA-600, *Fire Resistance and Sound Control Design Manual*, and the UL, cUL and ULC Fire Resistance Directories.



SURFACE BURNING CHARACTERISTICS

CertainTeed® Gypsum Panels have Flame Spread ratings of 0 to 15 and Smoke Developed ratings of 0 to 5, and GlasRoc® products have Flame Spread Ratings of 0 and Smoke Developed Ratings of 0 in accordance with ASTM E84 (UL 723, CAN/ULC-S102).

SOUND CHARACTERISTICS

The degree to which assemblies block the passage of sound is measured by Sound Transmission Class (STC) per ASTM E90 and E413, which is a single figure rating derived from the sound transmission loss values over a range of sound frequencies. All sound-rated assemblies require acoustical sealant at assembly perimeters and penetrations, and other locations

where sound leaks may develop.

For sound characteristics, refer to the Gypsum Association GA-600, *Fire Resistance and Sound Control Design Manual*.

STORAGE

Gypsum panels must be stored in an area that protects it from adverse weather conditions, condensation and other forms of moisture and direct sunlight. Panels should be neatly stacked flat with care taken to prevent sagging or damage to edges, ends, and surfaces. Storing panels lengthwise leaning against the framing is not recommended. Panels should be carried, not dragged, to place of installation to prevent damaging finished edges. Refer to the Gypsum Association GA-801, *Handling and Storage of Gypsum Panel Products*.

MORE INFORMATION

Consult the Gypsum Association GA-216, *Recommended Specifications for the Application and Finishing of Gypsum Panel Products*, for detailed application and finishing procedures. For full details of fire and sound ratings, consult test references listed for system assemblies.

Characteristics, properties or performance of materials or systems manufactured by CertainTeed herein described are derived from data obtained under controlled test conditions. CertainTeed makes no warranties, express or implied, as to their characteristics, properties or performance under any variations from such conditions in actual construction. CertainTeed assumes no responsibility for the effects of structural movement.

™&® CertainTeed is a trademark CertainTeed Corporation. All other trademarks are the property of its affiliates and related companies.

NOTICE: The information in this document is subject to change without notice. CertainTeed assumes no responsibility for any errors that may inadvertently appear in this document.

Building Responsibly

CertainTeed respects the environment through the responsible development of sustainable building products and systems.

The building industry continues to look for ways to reduce impact on the environment while meeting customer demand for products that deliver beauty, comfort and performance.

CertainTeed's commitment to these goals is reflected here, highlighting our ongoing effort to become the preeminent supplier of green building materials.

Awareness of the importance of acoustics in sustainable construction continues to grow, and this is evident with the inclusion of sustainability requirements in many building programs and codes:

- LEED v4.1
 - IEQ Credit 9
Acoustic Performance
 - MR Credit: Building Product Disclosure and Optimization—Environmental Product Declarations. On many of our products, valued as 1.5 products with our Product-Specific Type II EPD's.
 - MR Credit: Building Product Disclosure and Optimization—Materials Ingredients. On many of our products, valued as 1.5 products with our 3rd Party Verified HPD's.
- Green Guide for Health Care
 - EQ Credit 9.1
Acoustic Environment
- 2015 International Green Construction Code (IgCC)
 - Section 3.3
Acoustical Control

Well v1:

- #1 - Air: Air Quality Standards
- #4- Air: VOC Reduction
- #11 - Air: Fundamental Material Safety
- #25 - Air: Toxic Material Reduction
- #26 - Air: Enhanced Material Safety
- #74 - Comfort: Exterior Noise Intrusion
- #81 - Comfort: Sound Barriers
- #97 - Mind: Material Transparency



Review system performance information to see how CertainTeed products can help contribute to these sustainable programs.

The Health Product Declaration® logo is a trademark or service mark of Health Product Declaration Collaborative, Inc., in the United States and in other countries and is being used herein under license.

USGBC® and the related logo are trademarks owned by the U.S. Green Building Council® and are used with permission.

Index

PRODUCT STANDARDS	3	MOISTURE AND MOLD RESISTANT	10 - 12
CERTAINTEED GYPSUM PRODUCTS	4 - 14	• M2Tech® Drywall	
ACOUSTIC	4	• Extreme Abuse	
• SilentFX® QuickCut™		• Extreme Impact	
ABUSE AND IMPACT RESISTANT	4	• SilentFX® QuickCut™*	
• Extreme Abuse		• GlasRoc® Tile Backer	
• Extreme Impact		• GlasRoc® Sheathing	
• SilentFX® QuickCut™*		• GlasRoc® Interior	
FIRE-RATED	5 - 8	• GlasRoc® Shaftliner	
• Easi-Lite® 30		• M2Tech® Shaftliner	
• Extreme Abuse		SAG RESISTANT	12
• Extreme Impact		• Easi-Lite® Drywall	
• FireLITE®		PLASTER BASE VENEER	12
• GlasRoc® Sheathing*		• Veneer Plaster Base	
• GlasRoc® Tile Backer*		STANDARD PAPER-FACE	13
• GlasRoc® Interior*		• Regular Drywall	
• Type X		SHAFTLINER	13
• Type C		• GlasRoc® Shaftliner	
• SilentFX® QuickCut™*		• M2Tech® Shaftliner	
• M2Tech®*		SHEATHING	14
• Exterior Soffit Panel		• GlasRoc® Sheathing	
• Veneer Plaster Base*		SOFFIT	14
• GlasRoc® Shaftliner		• Exterior Soffit Panel	
• M2Tech® Shaftliner		CERTAINTEED INNOVATION	16 - 17
GLASS MAT	8 - 9	BUILDING RESPONSIBLY	18
• GlasRoc® Tile Backer			
• GlasRoc® Sheathing			
• GlasRoc® Interior			
• GlasRoc® Shaftliner			
LIGHTWEIGHT	9		
• Easi-Lite® 30			
• Easi-Lite® Drywall			
• FireLITE®			



Drywall Products



Our full range of reliable drywall solutions make installations faster and simpler.

Visit CertainTeed.com or call 800-233-8990.

learn more at:
certainteed.com/drywall

USGBC® and the related logo are trademarks owned by the U.S. Green Building Council® and are used with permission.



The Health Product Declaration® logo is a trademark or service mark of Health Product Declaration Collaborative, Inc., in the United States and in other countries and is being used herein under license.



CertainTeed

CEILINGS • GYPSUM • INSULATION • ROOFING • SIDING • TRIM
20 Moores Road, Malvern, PA 19355 800-233-8990 certainteed.com

©04/25 CertainTeed, Printed in the USA, Code No. 07-03-1390-US-EN