

IN ACCORDANCE WITH ISO 14025:2006 AND ISO 21930:2017



SmartEPD-2025-001-0696-02

# Type X 5/8" Gypsum Board - Las Vegas



Date of Issue

Dec 15, 2025

Expiration date

Dec 15, 2030

Last updated

Dec 08, 2025

Refer to the EPD Library at [www.smartepd.com](http://www.smartepd.com) for the latest EPD listing information

General Information

CertainTeed Saint-Gobain

20 Moores Rd, Malvern, PA 19355

1-800-233-8990

Sustainability@Saint-Gobain.com [certainteed.com](https://certainteed.com)



Product Name:	Type X 5/8" Gypsum Board - Las Vegas
Functional Unit:	1,000 ft2
Declaration Number:	SmartEPD-2025-001-0696-02
Date of Issue:	December 15, 2025
Expiration:	December 15, 2030
Last updated:	December 08, 2025
EPD Scope:	Cradle to grave A1 - A3, A4, A5, B1 - B7, C1 - C4
Market(s) of Applicability:	North America

General Organization Information

CertainTeed Corporation, a subsidiary of Saint-Gobain, is a leading North American manufacturer of interior building materials including gypsum, ceilings, and insulation as well as exterior building materials which include roofing, vinyl siding, trim, and water protection.

Further information can be found at: <https://www.saint-gobain-northamerica.com/>

Limitations, Liability, and Ownership

Environmental declarations from different programs (ISO 14025) may not be comparable. Comparison of the environmental performance of products using EPD information shall be based on the product's use and impacts at the building level, and therefore EPDs may not be used for comparability purposes when not considering the whole building life cycle. EPD comparability is only possible when all stages of a life cycle have been considered. However, variations and deviations are possible. Example of variations: Different LCA software and background LCI datasets may lead to differences results for upstream or downstream of the life cycle stages declared. The EPD owner has sole ownership, liability, and responsibility for the EPD.

Reference Standards

Standard(s):	ISO 14025:2006 and ISO 21930:2017
Core PCR:	Smart EPD® Part A Product Category Rules for Building and Construction Products and Services, 1000, v1.2 Date of issue: March 14, 2025
Sub-category PCR:	Smart EPD® Part B PCR for Gypsum Panels, 1000-004, v2.0 Date of issue: February 24, 2025 Valid until: February 24, 2030



Sub-category PCR review panel:	Contact Smart EPD for more information.
General Program Instructions:	Smart EPD General Program Instructions v.1.0, November 2022

Verification Information

LCA Author/Creator:	Saint-Gobain North American ESG Sustainability Group    sustainability@saint-gobain.com
EPD Program Operator:	Smart EPD    info@smartepd.com    www.smartepd.com    585 Grove St., Ste. 145, Herndon, VA 20170, USA
Verification:	Independent critical review of the LCA and data, according to ISO 14044 and ISO 14071: <div>External</div> Thomas P Gloria    Industrial Ecology Consultants    t.gloria@industrial-ecology.com Independent external verification of EPD, according to ISO 14025 and reference PCR(s): <div>External</div> Anna Lasso    Smart EPD    anna.lasso@smartepd.com

Product Information

Functional Unit:	1,000 ft2
Mass:	1017 kg
Product Specificity:	<div><div> Product Average</div><div> Product Specific</div></div>
Variation in GWP Result (Products):	0% to %
Variation in GWP Result (Facilities):	0% to %

Product Description

CertainTeed Type X Gypsum Board is specifically engineered for fire-resistive applications, boasting exceptional fire resistance due to its special gypsum core that outperforms standard drywall in heat and flame resistance. Its increased thickness enhances fire protection. This versatile product finds common usage in commercial structures such as hotels, offices, and schools, and also extends its utility to residential settings like basements and garages. It facilitates the creation of fire-rated walls and ceilings that comply with or exceed relevant building codes. Among the notable advantages of CertainTeed Type X Gypsum Board are its high fire resistance, superior thickness, and durability. This makes it an ideal choice for fire-rated applications in both residential and commercial buildings. Installation follows the same methods as traditional drywall, ensuring ease of use. Furthermore, CertainTeed Type X Gypsum Board contributes to sound reduction through its thick gypsum core, enhancing acoustic comfort. It also improves thermal insulation, aiding in energy cost reduction and enhancing overall comfort levels. Its moisture resistance makes it an optimal choice for areas prone to flooding or condensation. CertainTeed Type X Drywall is a sustainable option made with 100% recycled paper and meets In addition to its superior performance, CertainTeed Type X also meets GREENGUARD® Gold for low emitting VOC content. This makes it an environmentally friendly choice for green building projects.

Further information can be found at: <https://www.certainteed.com/products/drywall-products/type-x-drywall>

Product Specifications

Product SKU(s):  
N/A

Product Classification Codes:	UNSPSC - 301615 EC3 - Finishes -> Gypsum
Form Factor:	Finishes >> Gypsum
Options:	<input checked="" type="checkbox"/> Mold-resistant
CSI/Masterformat:	Gypsum Board
Product class and standard:	Gypsum Board (ASTM C1396)
Core type:	Type X
Face type:	Paper
Options:	<input checked="" type="checkbox"/> Recycled paper (post-consumer)
Recycled paper (post-consumer) Percentage:	100 %

## Material Composition

Material/Component Category	Origin	% Mass
Gypsum	Undisclosed	85 - 95
Internally Recycled Gypsum	Undisclosed	2 - 9
Paper	Undisclosed	2 - 6
Fiberglass	Undisclosed	0 - 1
Silicone	Undisclosed	0 - 1
Additives	Undisclosed	0 - 1

Packaging Material	Origin	kg Mass
Polyethylene low density granulate	Undisclosed	0.05
Spacer (Rejected gypsum board)	Undisclosed	0.9
Polyethylene high density granulate	Undisclosed	0.05

Hazardous Materials
No regulated hazardous or dangerous substances are included in this product.

EPD Data Specificity

Primary Data Year: 2024

Manufacturing Specificity:

- ✗ Industry Average
- ✗ Manufacturer Average
- ✓ Facility Specific

Averaging:

Averaging was not conducted for this EPD.

System Boundary


Production	A1	Raw material supply	✓
	A2	Transport	✓
	A3	Manufacturing	✓
Construction	A4	Transport to site	✓
	A5	Assembly / Install	✓
Use	B1	Use	✓
	B2	Maintenance	✓
	B3	Repair	✓
	B4	Replacement	✓
	B5	Refurbishment	✓
	B6	Operational Energy Use	✓
	B7	Operational Water Use	✓
End of Life	C1	Deconstruction	✓
	C2	Transport	✓
	C3	Waste Processing	✓
	C4	Disposal	✓
Benefits & Loads Beyond System Boundary	D	Recycling, Reuse Recovery Potential	ND

Note:

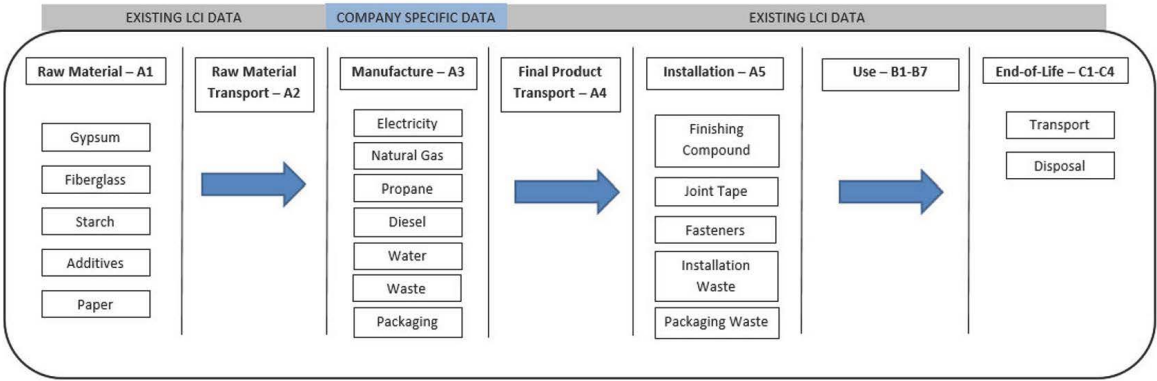
ND = Module not declared



Plants

 CertainTeed Gypsum  
13500 Blue Diamond Rd, Blue Diamond, NV 89004, USA

Product Flow Diagram



Software and Database

- LCA Software:

 Sphera LCA for Experts (formerly GaBi) v. 10.9
- LCI Foreground Database(s):

 Sphera Managed LCA Content (formerly GaBi Professional Database) v. 2025.1
- LCI Background Database(s):

 US LCI v. FY21.Q3.01

 Ecoinvent v. 3.9

 Sphera Managed LCA Content (formerly GaBi Professional Database) v. 2025.1

A foreground LCI database is the database used to model the primary, site-specific data collected for this EPD. A background LCI database is the database used to model generic or non-specific data.

Data Quality

Wherever secondary data is used, the study adopts critically reviewed data for consistency, precision, and reproducibility to limit uncertainty. The data sources used are complete and representative of North America in terms of the geographic and technological coverage and are less than ten years old. Any deviations from these initial data quality requirements for secondary data are documented in the report. The results of an LCA are only as good as the quality of input data used. Important data quality factors include precision (measured, calculated, or estimated), completeness, consistency, and reproducibility. The data used for primary data are based on direct information sources from the CertainTeed facilities. The energy and water usage data were collected directly from the utility meters, and the allocation was based on the analysis of experts at the plant. Therefore, the precision for primary data is considered high; however, the uncertainty of the primary data has not been quantified.

Secondary data sets were used for raw materials extraction and processing, transportation, and energy production flows. Primary data was collected from the CertainTeed experts as tracked by automated systems and records. Since most of the data is annually reported, the consistency is considered high. Secondary data was consistently modeled using primarily the Sphera Managed LCA Content (MLC) database with inputs from the USLCI and Ecoinvent v3.9 when data was not available in the Sphera MLC database. Proxies were only identified and used if secondary data was not available. This methodology provides consistency throughout the model. The representativeness of the datasets is chosen to be representative of North America, average technologies of the major producers and distributors of recent and modern timeframes. Most of the secondary data sets have some uncertainty information documented and varies per model. Uncertainty for primary data was not quantified. However, the collected data and allocation methodologies were judged by the operations personnel to be accurate, so the uncertainty is considered low. Overall, the primary data from the manufacturing location is of very high quality, being directly tracked and measured by facility personnel. Therefore, the secondary data is likely to have a higher degree of uncertainty than the primary production data. This is considered when interpreting the results of this life cycle assessment.

Life Cycle Module Descriptions



#### Manufacturing

The process begins with internally recycled gypsum material added to the natural gypsum raw material. Water is then added to produce a stucco slurry. Additional additives are mixed with the slurry as indicated by the specific product recipe. Large rolls of the facing and backing paper are loaded onto spools that feed the manufacturing line. The backing paper is fed through first, the slurry is applied to the backing paper, and then the facing paper is fed through the line and applied on top of the slurry. The wet board is fed through rollers to ensure proper thickness and allow the material set. The boards are then cut to length and aligned for processing through the ovens for the remainder of the drying process. After drying in the ovens, the boards are stacked by two, with end tape applied for shipping.

#### Packaging

Packaging of the final product after production is included in the life cycle assessment. Packaging material includes the end tape applied at the end of the manufacturing process, as well as spacers used to stack the boards at varying heights for easier loading and unloading. The spacers used in the packaging are made at the manufacturing facility using rejected boards from the manufacturing process.

## LCA Discussion

### Allocation Procedure

Allocation was conducted based on the production mass data provided by the facilities as a percentage of the overall production mass. Since the plant does not have submetering, there is no way to determine exact consumption for specific product lines. Mass allocation is the most accurate and representative way to allocate energy and water usage data. No waste flows during production have been allocated as co-products. Emissions associated with land use change were not included in the LCA due to the negligible impacts. The gypsum board product is made in Las Vegas, NV. However, there are additional products produced at this location that were excluded from the study.

### Cut-off Procedure

Processes whose total contribution to the final result, with respect to their mass and in relation to all considered impact categories, is less than 1% can be neglected. The sum of the neglected processes may not exceed 5% by mass of the considered impact categories. For that a documented assumption is admissible. For Hazardous Substances as defined by the U.S. Occupational Health and Safety Act the following requirements apply:

The Life Cycle Inventory (LCI) of hazardous substances will be included, if the inventory is available.

If the LCI for a hazardous substance is not available, the substance will appear as an input in the LCI of the product, if its mass represents more than 0.1% of the product composition.

If the LCI of a hazardous substance is approximated by modeling another substance, documentation will be provided. This EPD is in compliance with the cut-off criteria. No known flows were deliberately excluded. Capital items for the production processes (machines, buildings, etc.) were not taken into consideration.

## Renewable Electricity

Energy Attribute Certificates (EACs) such as Renewable Energy Certificates (RECs) or Power Purchase Agreements (PPAs) are included in the baseline reported results: ✓ Yes

Electricity Source: Offsite

Renewable type(s): Wind and Solar

Percent of EPD Owner's product-related electricity covered: 57 %

Grid type used to model remaining electricity: Consumption Grid

Commitment pledged for entire EPD validity period: ✓ Yes

Electricity accounting methodology: Location-based

## Scenarios



## Transport to the building/construction site (A4)

### A4 Module

Fuel Type:	Diesel
Liters of Fuel:	4 l/100km
Vehicle Type:	Commercial tractor-trailer truck
Transport Distance:	448 km
Capacity Utilization:	70 %
Packaging Mass:	1.938 kg
Capacity utilization volume factor:	<1

Fuel Type:	Diesel
Liters of Fuel:	8.8 l/100km
Vehicle Type:	Rail
Transport Distance:	208 km
Capacity Utilization:	70 %
Packaging Mass:	1.938 kg
Capacity utilization volume factor:	<1

Fuel Type:	Diesel
Liters of Fuel:	4 l/100km
Vehicle Type:	Single unit truck
Transport Distance:	40 km
Capacity Utilization:	70 %
Packaging Mass:	1.938 kg
Capacity utilization volume factor:	<1

**Assumptions for scenario development:** Final products are transported via truck throughout North America. Distances and modes of transport for final product transportation are specified in the PCR.

## Installation in to the building/construction site (A5)

### A5 Module

Installation Scrap Rate Assumed:	10 %
Ancillary Materials:	72.2 kg
Mass of Packaging Waste Specified by Type:	1.938 kg
Biogenic Carbon Contained in Packaging (kg C):	0.021 kg

**Assumptions for scenario development:** The Gypsum Panel PCR specifies the default on-site installation waste scenario is 10% of the installed surface area. The PCR also specifies ancillary materials required for installation of gypsum panels as joint compound, joint tape, and fasteners. This study used the installation calculator located on the CertainTeed Gypsum website to calculate the amount of ancillary materials required for installation. In addition, disposal of the packaging material is included in the installation phase



**Use (B1)**  
B1 Module

**Use Conditions:**

As specified in the PCR, gypsum panel products are assumed to have no material or energy inputs or emissions during the use (B1), maintenance (B2), repair (B3), replacement (B4), or refurbishment (B5) life cycle stages. The PCR also specifies that gypsum panel products are assumed to have no operational energy use (B6) and no operational water use (B7) during the use phase of the life cycle.

**Maintenance (B2)**  
B2 Module

**Maintenance Process Information:** None required

**Repair (B3)**  
B3 Module

**Repair Process Information:** None required

**Replacement (B4)**  
B4 Module

**Further assumptions for scenario development:** None required

**Refurbishment (B5)**  
B5 Module

**Refurbishment Process Description:** None required

**Operational Energy Use (B6) & Operational Water Use (B7)**  
B6 & B7 Modules

**Further assumptions for scenario development:**

None required



End of Life (C1 - C4)  
C1 - C4 Modules

Collection Process

Collected with Mixed Construction Waste: 916 kg

Disposal

Product or Material for Final Disposal: 916 kg

Assumptions for scenario development:

The PCR supports the scenario for industry practices that all gypsum panel products shall be disposed in an appropriate construction and demolition landfill at the end of life. At this time, there are no known scenarios for the deconstruction of gypsum boards from the building at the end of life, although the PCR requires inclusion of the energy required for deconstruction and dust released in the air. Per PCR guidance, the impacts from deconstruction module (C1) is assumed to be zero ("0") based on manual labor using hand tools. At this time, there is no known method for distinguishing gypsum board dust from the overall dust generated in the demolition of a building, so the deconstruction module assumed no dust generated. The PCR also specifies the assumption that no gypsum panel waste goes to a waste processing facility prior to disposal in a landfill, so the waste processing module (Module C3) is assumed to be burden free. The product's end-of-life disposition is assumed to be inert in a landfill per the PCR. Disposal in an appropriate construction and demolition landfill or in commercial incineration facilities is permissible and should be done in accordance with local, provincial, and federal regulations.

## Results

### Environmental Impact Assessment Results

IPCC AR6 GWP 100, TRACI 2.2, CML 2016 v4.8, EF3.1

per 1,000 ft<sup>2</sup> of product .

LCIA results are relative expressions and do not predict impacts on category endpoints, the exceeding of thresholds, safety margins or risks.

Type X 5/8"

Impact Category	Method	Unit	A1A2A3	A4	A5	B1	B2	B3	B4	B5	B6	B7	C1	C2	C3	C4
GWP-total (excl biogenic)	IPCC AR6 GWP 100	kg CO <sub>2</sub> eq	2.14e+2	4.72e+1	6.01e+1	0	0	0	0	0	0	0	0	1.13e+1	0	2.03e+1
GWP-total (incl biogenic)	IPCC AR6 GWP 100	kg CO <sub>2</sub> eq	1.45e+2	4.72e+1	2.21e+1	0	0	0	0	0	0	0	0	1.13e+1	0	2.02e+1
GWP-total	TRACI 2.2	kg CO <sub>2</sub> eq	1.34e+2	4.61e+1	1.95e+1	0	0	0	0	0	0	0	0	1.11e+1	0	1.93e+1
GWP-total (excl biogenic)	TRACI 2.2	kg CO <sub>2</sub> eq	2.02e+2	4.61e+1	5.76e+1	0	0	0	0	0	0	0	0	1.11e+1	0	1.94e+1
ODP	TRACI 2.2	kg CFC 11 eq	2.14e-5	1.38e-13	4.26e-7	0	0	0	0	0	0	0	0	3.31e-14	0	9.48e-13
EP-freshwater	TRACI 2.2	kg SO <sub>2</sub> eq	2.16e-1	1.48e-1	3.19e-1	0	0	0	0	0	0	0	0	3.41e-2	0	1.03e-1
EP-freshwater	TRACI 2.2	kg N eq	6.00e-2	1.48e-2	3.71e-2	0	0	0	0	0	0	0	0	3.48e-3	0	4.41e-3
EP-marine	TRACI 2.2	kg N eq	1.45e-1	1.36e-1	9.97e-2	0	0	0	0	0	0	0	0	3.13e-2	0	5.17e-2
POCP	TRACI 2.2	kg O <sub>3</sub> eq	4.64e+0	3.97e+0	3.40e+0	0	0	0	0	0	0	0	0	7.71e-1	0	1.83e+0
ADP-fossil	CML 2016 v4.8	MJ	2.93e+3	6.13e+2	1.23e+3	0	0	0	0	0	0	0	0	1.47e+2	0	2.91e+2
GWP-biogenic	EF3.1	kg CO <sub>2</sub> eq	2.15e-1	1.77e-2	1.02e-1	0	0	0	0	0	0	0	0	4.25e-3	0	3.47e-2
GWP-luluc	EF3.1	kg CO <sub>2</sub> eq	2.30e-1	2.51e-2	2.54e-2	0	0	0	0	0	0	0	0	6.01e-3	0	1.34e-2

Note:

Not all abbreviated indicators listed below may be present in the results above. The inclusion of indicators varies based on PCR requirements.

Abbreviations:

GWP = Global Warming Potential, 100 years (may also be denoted as GWP-total, GWP-fossil (fossil fuels), GWP-biogenic (biogenic sources), GWP-luluc (land use and land use change)), ODP = Ozone Depletion Potential, AP = Acidification Potential, EP = Eutrophication Potential, SFP = Smog Formation Potential, POCP = Photochemical oxidant creation potential, ADP-Fossil = Abiotic depletion potential for fossil resources, ADP-Minerals&Metals = Abiotic depletion potential for non-fossil resources, WDP = Water deprivation potential, PM = Particulate Matter Emissions, IRP = Ionizing radiation, human health, ETP-fw = Eco-toxicity (freshwater), HTP-c = Human toxicity (cancer), HTP-nc = Human toxicity (non-cancer), SQP = Soil quality index.

Comparisons cannot be made between product-specific or industry average EPDs at the design stage of a project, before a building has been specified. Comparisons may be made between product-specific or industry average EPDs at the time of product purchase when product performance and specifications have been established and serve as a functional unit for comparison. Environmental impact results shall be converted to a functional unit basis before any comparison is attempted.

Any comparison of EPDs shall be subject to the requirements of ISO 21930 or EN 15804. EPDs are not comparative assertions and are either not comparable or have limited comparability when they have different system boundaries, are based on different product category rules or are missing relevant environmental impacts. Such comparison can be inaccurate, and could lead to erroneous selection of materials or products which are higher-impact, at least in some impact categories.



Resource Use Indicators  
per 1,000 ft2 of product .

Type X 5/8"

Indicator	Unit	A1A2A3	A4	A5	B1	B2	B3	B4	B5	B6	B7	C1	C2	C3	C4
PERE	MJ	1.56e+3	2.74e+1	3.25e+2	0	0	0	0	0	0	0	0	6.56e+0	0	3.72e+1
PERM	MJ	5.46e+2	0	0	0	0	0	0	0	0	0	0	0	0	0
PERT	MJ	2.10e+3	2.74e+1	3.25e+2	0	0	0	0	0	0	0	0	6.56e+0	0	3.72e+1
PENRE	MJ	3.04e+3	6.18e+2	1.27e+3	0	0	0	0	0	0	0	0	1.48e+2	0	3.00e+2
PENRM	MJ	ND	0	0	0	0	0	0	0	0	0	0	0	0	0
PENRT	MJ	3.04e+3	6.18e+2	1.27e+3	0	0	0	0	0	0	0	0	1.48e+2	0	3.00e+2
ADP-fossil	MJ	ND	ND	ND	ND	ND	ND	ND	ND	ND	ND	ND	ND	ND	ND
SM	kg	ND	0	0	0	0	0	0	0	0	0	0	0	0	0
RSF	MJ	ND	ND	ND	ND	ND	ND	ND	ND	ND	ND	ND	ND	ND	ND
NRSF	MJ	ND	ND	ND	ND	ND	ND	ND	ND	ND	ND	ND	ND	ND	ND
FW	m3	1.14e+0	9.09e-2	1.34e+0	0	0	0	0	0	0	0	0	2.18e-2	0	3.88e-2
RE	MJ	ND	ND	ND	ND	ND	ND	ND	ND	ND	ND	ND	ND	ND	ND

Note:

Not all abbreviated indicators listed below may be present in the results above. The inclusion of indicators varies based on PCR requirements.

Abbreviations:

RPRE or PERE = Renewable primary resources used as energy carrier (fuel), RPRM or PERM = Renewable primary resources with energy content used as material, RPRT or PERT = Total use of renewable primary resources with energy content, NRPRE or PENRE = Non-renewable primary resources used as an energy carrier (fuel), NRPRM or PENRM = Non-renewable primary resources with energy content used as material, NRPT or PENRT = Total non-renewable primary resources with energy content, SM = Secondary materials, RSF = Renewable secondary fuels, NRSF = Non-renewable secondary fuels, RE = Recovered energy, ADPF = Abiotic depletion potential, FW = Use of net freshwater resources, VOCs = Volatile Organic Compounds.



Waste and Output Flow Indicators  
per 1,000 ft2 of product .

Type X 5/8"

Indicator	Unit	A1A2A3	A4	A5	B1	B2	B3	B4	B5	B6	B7	C1	C2	C3	C4
HWD	kg	1.31e-3	8.33e-8	5.45e-7	0	0	0	0	0	0	0	0	2.00e-8	0	7.41e-8
NHWD	kg	9.68e+0	6.16e-2	1.17e+2	0	0	0	0	0	0	0	0	1.48e-2	0	9.17e+2
RWD	kg	ND	ND	ND	ND	ND	ND	ND	ND	ND	ND	ND	ND	ND	ND
HLRW	kg	4.12e-5	2.21e-6	1.22e-5	0	0	0	0	0	0	0	0	5.30e-7	0	3.57e-6
ILLRW	kg	3.93e-2	1.86e-3	1.13e-2	0	0	0	0	0	0	0	0	4.47e-4	0	3.19e-3
CRU	kg	ND	ND	ND	ND	ND	ND	ND	ND	ND	ND	ND	ND	ND	ND
MFR	kg	ND	ND	ND	ND	ND	ND	ND	ND	ND	ND	ND	ND	ND	ND
MER	kg	ND	ND	ND	ND	ND	ND	ND	ND	ND	ND	ND	ND	ND	ND
MNER	kg	ND	ND	ND	ND	ND	ND	ND	ND	ND	ND	ND	ND	ND	ND
EEE	MJ	ND	ND	ND	ND	ND	ND	ND	ND	ND	ND	ND	ND	ND	ND
EET	MJ	ND	ND	ND	ND	ND	ND	ND	ND	ND	ND	ND	ND	ND	ND

Note:  
Not all abbreviated indicators listed below may be present in the results above. The inclusion of indicators varies based on PCR requirements.

Abbreviations:  
HWD = Hazardous waste disposed, NHWD = Non-hazardous waste disposed, RWD = Radioactive waste disposed, HLRW = High-level radioactive waste, ILLRW = Intermediate- and low-level radioactive waste, CRU = Components for re-use, MFR or MR = Materials for recycling, MER = Materials for energy recovery, MNER = Materials for incineration, no energy recovery, EE or EEE = Recovered energy exported from the product system, EET = Exported thermal energy.



Carbon Emissions and Removals  
per 1,000 ft2 of product .

Indicator	Unit	A1A2A3	A4	A5	B1	B2	B3	B4	B5	B6	B7	C1	C2	C3	C4
BCRP	kg CO2	ND	ND	ND	ND	ND	ND	ND	ND	ND	ND	ND	ND	ND	ND
BCEP	kg CO2	ND	ND	ND	ND	ND	ND	ND	ND	ND	ND	ND	ND	ND	ND
BCRK	kg CO2	ND	ND	ND	ND	ND	ND	ND	ND	ND	ND	ND	ND	ND	ND
BCEK	kg CO2	ND	ND	ND	ND	ND	ND	ND	ND	ND	ND	ND	ND	ND	ND
BCEW	kg CO2	ND	ND	ND	ND	ND	ND	ND	ND	ND	ND	ND	ND	ND	ND
CCE	kg CO2	ND	ND	ND	ND	ND	ND	ND	ND	ND	ND	ND	ND	ND	ND
CCR	kg CO2	ND	ND	ND	ND	ND	ND	ND	ND	ND	ND	ND	ND	ND	ND
CWNR	kg CO2	ND	ND	ND	ND	ND	ND	ND	ND	ND	ND	ND	ND	ND	ND

Note:  
Not all abbreviated indicators listed below may be present in the results above. The inclusion of indicators varies based on PCR requirements.

Abbreviations:  
BCRP = Biogenic Carbon Removal from Product, BCEP = Biogenic Carbon Emission from Product, BCRK = Biogenic Carbon Removal from Packaging, BCEK = Biogenic Carbon Emission from Packaging, BCEW = Biogenic Carbon Emission from Combustion of Waste from Renewable Sources Used in Production Processes, CCE = Calcination Carbon Emissions, CCR = Carbonation Carbon Removals, CWNR = Carbon Emissions from Combustion of Waste from Non-Renewable Sources used in Production Processes, GWP-luc = Carbon Emissions from Land-use Change.

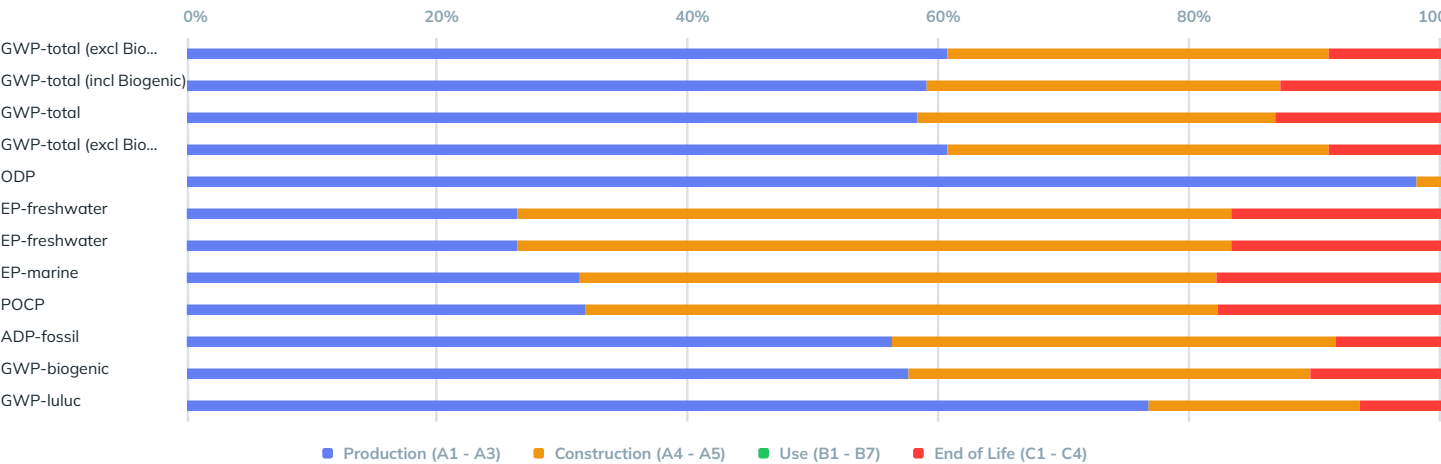


## Interpretation

Based on the results from the life cycle assessment model, the life cycle impacts are strongly driven by the manufacture. The impacts of the manufacture are primarily attributed to the natural gas usage needed for the ovens to dry the boards. The natural gas usage in the manufacture accounts for as much as 43% of the cradle-to-grave environmental impact potentials for CertainTeed Type X 5/8 Gypsum Boards at the Las Vegas, NV facility.

The manufacturing of gypsum board (A3) has the highest contribution to Global Warming Potential impacts. The use of internally recycled gypsum material helps to reduce the overall environmental impact potentials by reducing the amount of external raw materials needed for the process.

Another potentially significant contributor to the overall environmental impact results is seen in the results for the installation of the Gypsum Boards. The installation waste accounts for the majority of the impacts for installation. The PCR requires the use of a 10% installation waste scenario in the absence of actual data. As there is currently no actual installation data available, and because installation techniques may vary widely among installers, CertainTeed has little to no influence on the installation impacts.



## Further Information

### Renewable Energy Credit (REC) Impacts

Saint-Gobain is committed to achieving Carbon Neutrality by 2050. In January 2021, Saint-Gobain North America (SGNA) started receiving Renewable Energy Certificates (RECs) from a 12-year virtual power purchase agreement (vPPA) with the Blooming Grove Wind Farm in McLean County, Illinois. In 2024, SGNA also began receiving RECs from Danish Fields Solar Project (15-year renewable electricity supply agreement) and Cottonwood Bayou Solar Project (10-year renewable electricity supply agreement), two solar projects in Texas.

Each year within time periods of these renewable energy agreements, the company receives and retires these RECs, effectively reducing CO2 equivalent emissions from electricity usage in the United States and Canada.

The main set of results incorporate the impact of RECs on the electricity used in the manufacturing process (A3), as shown in the aggregated A1, A2, and A3 data in the life cycle impact assessment result tables. The reduced impacts resulting from allocated RECs at the plants were calculated using 100% wind-generated electricity, covering between 16-19% of the site's(s) electricity consumption in 2024 and 100% solar-generated electricity covering 33-38% of the site's(s) electricity consumption in 2024. The Blooming Grove REC data was modeled using the US-SERC Electricity production, wind, 1-3MW turbine, onshore' dataset, with a carbon intensity of 13.2 kg CO2e/MWh[1]. The Texas Solar REC data for Danish Fields and Cottonwood Bayou was modeled using the US-TRE electricity product, 3kWp slanted-roof installation, multi-Si, panel, mounted' dataset, with a carbon intensity of 66.4 kg CO2e/MWh. Any remaining energy not covered by RECs was modeled based on local energy grid information for the manufacturing site(s).

[1] The carbon intensity of both renewable datasets was calculated using GWP IPCC AR6 (excluding biogenic carbon)

## References

Product Category Rule for Environmental Product Declarations: Part A Product Category Rules For Building And Construction Products And Services, Standard 1000, Version 1.2. 2025. SmartEPD.

Product Category Rule for Environmental Product Declarations: Part B Product Category Rules for Gypsum Panels, Standard 1000-004, version 2. 2025. SmartEPD

ISO 14040: 2006 Series Environmental Management-Life Cycle Assessment

ISO 21930:2017 Sustainability in building construction Environmental declaration of building products

Sphera MLC Databases. <https://lcadatabase.sphera.com/>

US LCI Database. <https://www.nrel.gov/lci/>

Ecoinvent Database. <http://ecoinvent.org/>

CertainTeed Gypsum Website. <https://www.certainteed.com/products/drywall-products-systems-products>