


MAIN RUNNER



CROSS TEE



9/16" WALL ANGLE



7/8" WALL ANGLE



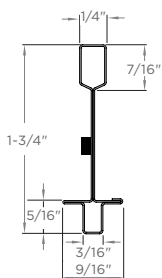
## 9/16" EZ Stab Tier Drop System

The EZ Stab Tier Drop System provides a unique 3-dimensional visual. The EZ Stab Tier Drop System features the EZ Stab clip and is stitched for increased strength and stability for easier installation.

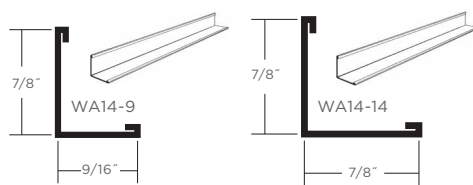
### Features & Benefits

- Narrow 9/16" face features a 3/16" wide center bulb to create a double 1/8" wide reveal and compatible with many Narrow Reveal Edge panels
- EZ Stab clip technology allows for a fast and strong connection on cross tees with enhanced removability
- Centering tab on web for use with Trim Edge ceiling panels
- Double-stitched web design for lasting durability and strength
- Unlimited intersections for flexible cross tee placement
- Grid features G30 hot-dipped galvanized steel construction that is fully painted for corrosion resistance
- Intermediate- and heavy-duty certified profiles available to satisfy all seismic applications
- ICC certified (ESR-3336) and City of Los Angeles Building Code compliant via ESR-3336 LABC Supplement
- Available in Standard White and Black. Additional color options are offered through our Post-Paint process.

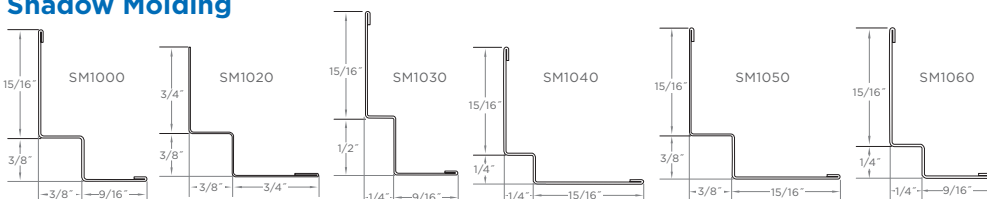
### Main Runner



### Wall Angle



### Shadow Molding



## LEED® v4

### RECYCLED CONTENT

up to 86%

- ✓ MR: PBT Source Reduction (Healthcare)
- ✓ MR: Material Ingredients (HPDs)
- ✓ EQ: Low-Emitting Material
- ✓ MR: Sourcing Raw Materials
- ✓ MR: Environmental Product Declarations (EPDs)
- ✓ MR: Construction and Demolition Waste Management Planning

LEED® is a registered trademark of the U.S. Green Building Council.

## CERTIFICATIONS & PRODUCT DECLARATIONS



EPD AVAILABLE



HPD AVAILABLE

### Declare<sup>SM</sup>

Living Building Challenge Red List Free<sup>®</sup>

## 9/16" EZ Stab Tier Drop System

	GRID FACE (IN.)	DIMENSIONS (IN.)	SLOT SPACING (IN.)	PIECES/ CARTON	FT./ CARTON	SEISMIC DESIGN CATEGORY	STRUCTURAL CLASSIFICATION (ASTM C635)	RECYCLED CONTENT PRE*	RECYCLED CONTENT POST*	RECYCLED CONTENT TOTAL*	ALLOWABLE UNIFORM LOAD (PLF)	ALLOWABLE CONCENTRATED LOAD AT MIDSPAN (LBF)**
<b>Main Runners</b>												
EZTD12-14-18	9/16	144 x 1-3/4 x 9/16	6 O.C.	20	240	A-F	HD	9%	77%	86%	16.5	41.2
EZTD12-14-15	9/16	144 x 1-3/4 x 9/16	6 O.C.	20	240	A-C	ID	9%	77%	86%	15	37.5
<b>Cross Tee</b>												
EZTD0.33-14-18	9/16	4 x 1-3/4 x 9/16	—	60	20	—	—	9%	77%	86%	—	—
EZTD0.5-14-18	9/16	6 x 1-3/4 x 9/16	—	60	30	—	—	9%	77%	86%	—	—
EZTD2-14-18	9/16	24 x 1-3/4 x 9/16	—	60	120	—	HD	9%	77%	86%	75.8	75.8
EZTD2-14-15	9/16	24 x 1-3/4 x 9/16	—	60	120	—	ID	9%	77%	86%	55.8	55.8
EZTD0.33-14-18	9/16	30 x 1-3/4 x 9/16	—	60	150	—	ID	9%	77%	86%	42	52.5
EZTD4-14-18	9/16	48 x 1-3/4 x 9/16	12 O.C.	60	240	—	HD	9%	77%	86%	16.5	41.2
EZTD4-14-15	9/16	48 x 1-3/4 x 9/16	12 O.C.	60	240	—	ID	9%	77%	86%	15	37.5
EZTD5-14-15	9/16	60 x 1-3/4 x 9/16	12 O.C.	20	100	—	ID	9%	77%	86%	7.8	24.4
EZTD5-14-15-3S	9/16	60 x 1-3/4 x 9/16	3 slots at 20, 30, 40 O.C.	20	100	—	ID	9%	77%	86%	7.8	24.4
EZTD6-14-15	9/16	72 x 1-3/4 x 9/16	12 O.C.	20	120	—	ID	9%	77%	86%	4.6	17.2
EZTD8-14-15	9/16	96 x 1-3/4 x 9/16	12 O.C.	20	160	—	ID	9%	77%	86%	2.0	10.0
<b>Wall Angle</b>												
WA14-9	9/16	144 x 7/8 x 9/16	—	40	480	—	—	19%	69%	88%	—	—
WA14-14	7/8	144 x 7/8 x 7/8	—	40	480	—	—	19%	69%	88%	—	—
WA14-14-10	7/8	120 x 7/8 x 7/8	—	40	400	—	—	19%	69%	88%	—	—
WA32-32	2	120 x 2 x 2	—	20	200	—	—	19%	44%	53%	—	—
WA32-32-12	2	144 x 2 x 2	—	20	240	—	—	19%	44%	53%	—	—
WA32-15	2	120 x 15/16 x 2	—	20	200	—	—	19%	44%	53%	—	—
WA32-15-12	2	144 x 15/16 x 2	—	20	240	—	—	19%	44%	53%	—	—
<b>Flexible Wall Angle*</b>												
FWA14-9	9/16	96 x 1-1/8 x 9/16	—	63	504	—	—	19%	69%	88%	—	—
FWA14-14	7/8	96 x 1-1/8 x 7/8	—	63	504	—	—	19%	69%	88%	—	—
<b>Shadow Molding</b>												
SM1000	—	120 x 15/16 x 3/8 x 3/8 x 9/16	—	40	400	—	—	19%	69%	88%	—	—
SM1020†	—	120 x 3/4 x 3/8 x 3/8 x 3/4	—	40	400	—	—	19%	69%	88%	—	—
SM1030	—	120 x 15/16 x 1/2 x 1/4 x 9/16	—	40	400	—	—	9%	44%	53%	—	—
SM1040	—	120 x 15/16 x 1/4 x 1/4 x 15/16	—	40	400	—	—	9%	44%	53%	—	—
SM1050	—	120 x 15/16 x 3/8 x 3/8 x 15/16	—	40	400	—	—	9%	44%	53%	—	—
SM1060	—	120 x 15/16 x 1/4 x 1/4 x 9/16	—	40	400	—	—	9%	44%	53%	—	—

\*Flexible Wall Angle is made of Rigid PVC

† SM1020 is not hemmed along 3/4" side.

\*Maximum recycled content percentage. Recycled content varies by manufacturing location.

\*\*Allowable concentrated loads at midspan are determined in accordance with AC308 Section 3.2.

For each framing member, the allowable concentrated load must not be combined with the allowable uniform load. Use standard 9/16" Wall Angle and Shadow Molding







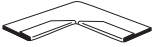

# 9/16" EZ Stab Tier Drop System

## Maximum Fixture Weight

ITEM NUMBER	CONFIGURATION		FIXTURE		HANGER SPACING		MAXIMUM WEIGHT	
	A	B	A	B	A	B	A	B
Main Runner to Main Runner – Drawing Key: Main Runner ( ) Cross tee (---) Hanger wire (+)								
EZTD4-14-15			24" x 48"	24" x 48"	48"	48"	56.00 lbs.	56.00 lbs.
EZTD4-14-18			24" x 48"	24" x 48"	48"	48"	56.00 lbs.	56.00 lbs.
EZTD4-14-15			24" x 48"	24" x 48"	48"	48"	56.00 lbs.	56.00 lbs.
EZTD4-14-18			24" x 48"	24" x 48"	48"	48"	56.00 lbs.	56.00 lbs.
EZTD4-14-15			24" x 24"	24" x 24"	48"	48"	43.00 lbs.	56.00 lbs.
EZTD4-14-18			24" x 24"	24" x 24"	48"	48"	48.50 lbs.	56.00 lbs.

Cross tees tested as follows: EZTD4-14-15 tested at 15.00 lbs/LF to 1/360 of 4' span; EZTD4-14-18 tested at 16.50 lbs/LF to 1/360 of 4' span.

## Accessories

		ITEM NUMBER	PRODUCT NAME	DIMENSIONS L" X W" X H" (MM)	COLOR	PIECES/ CARTON	LBS./ CARTON
SEISMIC		CTSPC-2	Seismic Perimeter Clip	3-1/16 x 2-1/4 x 1-1/16 (78 x 58 x 27)	Metal	100	9
		CTSTJ	Seismic Transition Joint Clip	3-1/2 x 3-1/2 x 1-3/16 (89 x 89 x 31)	Metal	100	10
		SLEEVE TD	Tier Drop Seismic Sleeve	3 x 9/16 x 3/8 (76.2 x 14.3 x 9.5)	Metal	100	10
STANDARD		AHD	Adjustable Hold Down Clip	1-1/8 x 1/2 x 1-11/16 (29 x 13 x 43)	Black	1000	16
		HW12	Hanger Wire 12' (3660 mm) 12 Gage (2.05 mm)	144 x 12 gage x 12 gage (3658 x 12 gage x 12 gage)	Metal	141	50
		SFYK	SmartFit Yoke	8.55 x 1.25 x 9.56 (217 x 32 x 243)	Metal	20	9
		IC-9	9/16" Inside Corner	3 x 3 x 1/16 (76 x 76 x 1.52)	White	100	10
		OC-9	9/16" Outside Corner	3 x 3 x 1/16 (76 x 76 x 1.52)	White	100	10

**NOTE:** For additional accessories, refer to Acoustical and Drywall Suspension Systems Accessories listing.

# 9/16" EZ Stab Tier Drop System

## Physical Data

### CROSS TEE/MAIN RUNNER MATERIAL

Fully painted and hot dipped galvanized steel (G30)

### FACE DIMENSION

9/16"

### CROSS TEE/MAIN RUNNER INTERFACE

Override

### DUTY CLASSIFICATION

Heavy duty and Intermediate duty per ASTM C635

### CROSS TEE/MAIN RUNNER

#### SURFACE FINISH

Fully Painted

### PROFILE HEIGHT

1-3/4"

### VOC EMISSIONS

Independently certified compliant with California Department of Public Health CDPH/EHLB/Standard Method Version 1.2, 2017.

### END DETAIL

Main Runner: Integral Stab  
Cross Tee: Staked-on Stab Clip

### SEISMIC CATEGORY

A, B, C, D, E, F

### WARRANTY

10-year Limited Suspension Systems warranty increases to 30 years when installed with CertainTeed ceiling panels. Full warranty information can be found at [certainteed.com/warranty](https://www.certainteed.com/warranty).

## Seismic Performance

### MAIN RUNNERS:

All main runners

### MINIMUM LBS. TO PULLOUT

#### COMPRESSION/TENSION:

180 lbs.

### CROSS TEES:

All cross tees

## ICC Evaluation Service, Inc., Report Compliance

Suspension systems manufactured by CertainTeed ceilings have been reviewed and are approved by listing in ICC-ES Evaluation Report ESR-3336. CertainTeed suspension systems have been reviewed and are approved by listing in the City of Los Angeles Building Code ESR-3336 LABC Supplement. Evaluation Reports are subject to reexamination, revision and possible cancellation. Refer to [certainteed.com](https://www.certainteed.com) for current reports.



### CertainTeed

CEILINGS • GYPSUM • INSULATION • ROOFING • SIDING • TRIM  
20 Moores Road, Malvern, PA 19355 800-233-8990 [certainteed.com](https://www.certainteed.com)