

2025

# PRODUCT GUIDE

STANDARD CEILINGS, WALLS,  
SUSPENSION SYSTEMS & TRIM

FIBERGLASS | MINERAL FIBER | GYPSUM | METAL | QUICK SHIP WOOD & METAL


---



# TABLE OF CONTENTS

---

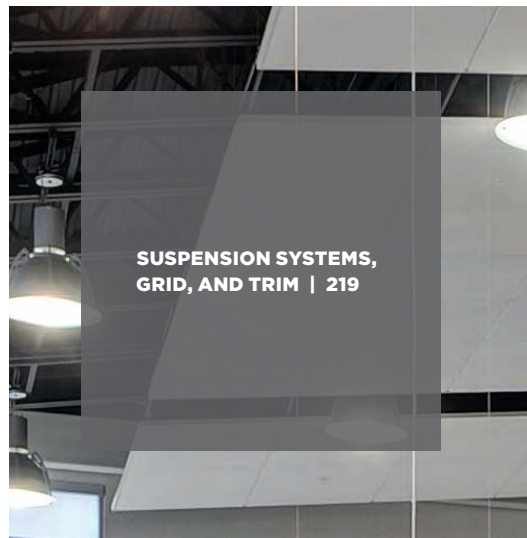
<b>ONLINE RESOURCES</b>	<b>3</b>
<b>WHO WE ARE</b>	
Saint-Gobain	5
CertainTeed	6
Interior Product Systems	7
Sustainability	9
Technical & Customer Service	10
<b>PORTFOLIO AT A GLANCE</b>	<b>11</b>
<b>FIBERGLASS CEILINGS &amp; WALLS</b>	<b>21</b>
<b>MINERAL FIBER CEILINGS &amp; WALLS</b>	<b>95</b>
<b>GYPSUM CEILINGS &amp; WALLS</b>	<b>141</b>
<b>QUICK SHIP WOOD &amp; METAL CEILINGS &amp; WALLS</b>	<b>165</b>
<b>SUSPENSION SYSTEMS, GRID, AND TRIM</b>	<b>219</b>





## REFERENCE

Standard Color Options	305
Interface Details and Edge Detail Specifications	308
Post-Paint Process	317
Recycling Program	319
Fire Resistance Time-Rated Designs	321
Ordering Guide, Special Notes & Warranty	325
Acoustical & Drywall Suspension Systems Accessories	327
Accessory index	331



# ONLINE RESOURCES



## COMPETITOR COMPARISON TOOL

The CertainTeed Competitor Comparison Tool simplifies the process of finding equivalent CertainTeed ceiling and wall products for your project. It allows you to compare them side-by-side with offerings from other manufacturers, providing detailed comparisons on performance ratings and sizes. You can easily download, print, or share the results, helping you make informed decisions when specifying products or considering products for substitution submission.

Explore the tool here: [www.certainteed.com/products/ceiling-wall-systems/competitive-comparison-tool](http://www.certainteed.com/products/ceiling-wall-systems/competitive-comparison-tool)



## SUBMITTAL BUILDER TOOL

Designed to streamline submittal creation, the Submittal Builder Tool offers a user-friendly interface for saving and editing submittals. You can search our comprehensive document library and customize your submittals to match your company's branding with ease.

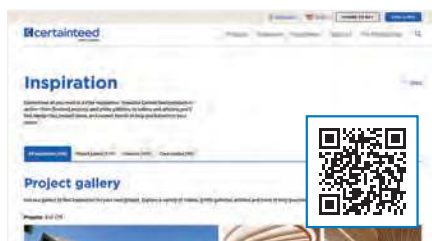
Jump right in: [certainteed.com/inspiration/how-tos/build-a-submittal](http://certainteed.com/inspiration/how-tos/build-a-submittal)



## ARCHITECTURAL CEILING AND WALL SYSTEMS LOOK BOOK

The CertainTeed Architectural Ceiling and Wall Systems Look Book is an inspirational showcase of specialty ceiling and wall systems. It features high-quality photography of CertainTeed products in commercial and public spaces, including airports, museums, offices, and schools.

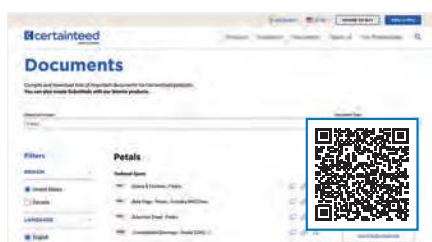
View and download the Look Book: <https://www.pageturnpro.com/CertainTeed/97702-CertainTeed-Architectural-Look-Book/flex.html>



## CERTAINTEED ONLINE INSPIRATION GALLERY

Need a creative spark? Explore finished projects, galleries, videos, and articles featuring CertainTeed products. Get design tips, project ideas, and stay up-to-date on trends to help transform your space.

Find your flare: [www.certainteed.com/inspiration](http://www.certainteed.com/inspiration)



## DOCUMENTS & DOWNLOADS HUB

Our Documents & Downloads Hub offers quick access to product data sheets, installation instructions, safety information, and warranty details. You can filter by product type, category, or keyword to locate exactly what you need.

Get started here: [certainteed.com/products/documents-downloads](http://certainteed.com/products/documents-downloads)



## CERTAINTEED ON ECOMEDES

The Saint-Gobain Ecomedes platform helps you compare sustainable products across the Saint-Gobain family, including CertainTeed. It provides environmental certifications, material health information, and sustainability metrics, making it easier to align with green building standards like LEED and WELL certifications.

Sustain your advantage: [saintgobain.ecomedes.com](https://saintgobain.ecomedes.com)



## REP LOCATOR TOOL

As a trusted partner for designers and architects, CertainTeed makes the specifying process simple. Our representatives offer one-on-one consultations to help guide you in choosing the right products for any design, performance, or budget requirement.

Find your representative here: [certainteed.com/find-a-rep](https://certainteed.com/find-a-rep)



## BIM & REVIT MODELS

Explore our growing library of BIM models for use with Autodesk Revit 2019 in the Saint-Gobain BIM Library. You can search, select, and download product models by keyword, name, or CSI section to streamline your project planning.

Discover our models: [bimlibrary.saint-gobain.com](https://bimlibrary.saint-gobain.com)



## DISTRIBUTOR LOCATOR TOOL

Ready to specify CertainTeed ceilings products for your project? Use our Distributor Locator Tool to find an authorized distributor near you.

Locate a distributor: [www.certainteed.com/where-to-buy](https://www.certainteed.com/where-to-buy)



# SAINT-GOBAIN: SOLUTIONS FOR TODAY AND TOMORROW

Since 1665, Saint-Gobain has invented, designed, manufactured, and delivered materials that have a tangible, positive impact on people's lives. These solutions are found everywhere: in the home and at the office, in cars and infrastructure, and in high-performance materials vital to health and industrial applications. These diverse innovations include self-cleaning windows, photovoltaic glass, smart insulation systems, and water supply systems.

Today, Saint-Gobain is driven by a single guiding purpose: making the world a better home. Our integrated solutions for the renovation of public and private buildings, light construction, and decarbonization evolve through an ongoing innovation process that yields both performance and sustainability.

As established market leaders, we have a responsibility to better the world—to create comfort even as we help to preserve resources. Our teams work hand-in-hand with our partners to enhance the quality of individual lives while also addressing the societal and environmental challenges facing the planet.

The places we build spark dreams and aspirations. And every day, around the world, more than 171,000 Saint-Gobain employees representing over 100 nationalities work to make this planet a more beautiful, more inclusive, and more sustainable home for all.




# CERTAINTEED CEILING AND WALL SYSTEMS

YOUR VISION.  
OUR PASSION.



MaxPro® System and InsulSafe® R | © CertainTeed



Decoustics® Impressions | © CertainTeed

Whether inspiration strikes like lightning or dawns gently, we're here to help you capture that spark. Imagine transforming your space with stunning walls and ceilings, thoughtfully crafted from metal, wood, fiberglass, mineral fiber, gypsum, or felt. Our extensive portfolio ensures the perfect fit for your unique project, no matter the size, style, or budget.

With decades of expertise in manufacturing, installation, engineering, and design, we go beyond aesthetics. We partner with you to deliver sustainable, high-performance solutions that enhance your environment, improve acoustics, and elevate overall occupant comfort.


From concept to completion, we are dedicated to exceeding your expectations and bringing your ideas to life. Let's create something extraordinary together.

## THE SINGLE SOURCE FOR INTERIOR SOLUTIONS

As commercial building professionals, you understand the importance of creating spaces that achieve the highest standards of function and occupant well-being. At CertainTeed, we share your commitment to excellence, and our comprehensive range of gypsum, insulation, and ceiling systems are designed to help you succeed in every endeavor.

Our interior products create smart, harmonizing solutions. Ceiling and wall installations that meld aesthetic appeal with exceptional performance. Fire-rated drywall and finishing products that create smooth, durable surfaces. Insulation options that maximize energy efficiency and moisture control. Machines and equipment that boost worker productivity. All brought together as one to streamline your projects. No matter the challenge, we offer the building blocks for constructing superior interior environments.

Through our commitment to innovation, quality, and sustainability, we ensure that your projects meet their maximum potential, and our dedicated team of experts is always available to provide support and guidance. When you need to create state-of-the-art commercial installations that stand the test of time, choose CertainTeed.



Commercial Gypsum Application | © CertainTeed





**certainteed**  
SAINT-GOBAIN



# Getting you to a *YES*

Each space is as unique as those who occupy it. Our full suite of interior products and systems will help you create solutions to meet any challenge.





#### **TAVOLA™ PRIME METAL BEAM CEILING**

Continuous-run lightweight beams made from high-recycled aluminum content with perforation patterns for elevated acoustics.



#### **SYMPHONY® M ACOUSTICAL CEILING**

Durable panels with excellent sound absorption and blocking, superior sag resistance, and cleanability.



#### **SILENTFX® QUICKCUT™ INTERIOR DRYWALL**

Offers exceptional noise control with high-density gypsum core and sound-dampening polymer laminate.



#### **EZ STAB CLASSIC GRID SYSTEM**

Popular 15/16" grid features increased hanger hole frequency and EZ Stab clip technology for quick and easy installation.



#### **MARCO® SPARK-PERF® PAPER TAPE**

Spark perforations create a strong bond that resists cracking and peeling, making it ideal for finishing drywall joints in high-stress areas.



#### **LITE ALL-PURPOSE JOINT COMPOUND**

A versatile and durable finishing product valued for its light weight, ease of use, and superior strength.



#### **SOFTTOUCH™ DUCT WRAP**

HVAC insulation to substantially reduce heat loss and gain, designed for use in settings with high energy costs.



#### **MEMBRAN™ CONTINUOUS AIR BARRIER & SMART VAPOR RETARDER**

Senses and adapts permeance to varying humidity to keep wall cavities dry and improve the energy efficiency of buildings.



#### **INSULPURE® INSULATION**

Featuring a formaldehyde-free binding agent, offers sustainable thermal performance plus fast and clean installation.



#### **TYPE X GYPSUM BOARD**

Engineered for exceptional fire resistance, features a special gypsum core that outperforms standard drywall in heat and flame resistance.



# Constructing a Sustainable Future

CertainTeed is taking action to achieve Net-Zero Carbon Emissions by 2050.



## Building Resiliency

Designing innovative materials and driving smarter construction that withstands weather extremes and extends the life of our buildings.



## Decarbonizing Construction

Shifting the paradigm toward homes, offices, schools and hotels that emit less carbon throughout their life cycle, from materials and industrial processes through use and demolition.



## Circularity is the Solution

Reimagining the design and construction to better manage our resources through circular business practices: waste collection, repurposing materials, and recycling.



## Transparency and Performance

Dedicated to healthy environments that take care of people, we are leading in the breadth of our portfolio with HPDs and EPDs.

Find CertainTeed product sustainability information on our website at [certainteed.com/products/documents-downloads](https://certainteed.com/products/documents-downloads) and online with Ecomedes at [saintgobain.ecomedes.com](https://saintgobain.ecomedes.com).

# KNOWLEDGEABLE SERVICE FOR EVERY PROJECT

**One of the greatest benefits of teaming up with CertainTeed is a purely practical one.**

Like most individuals involved in the commercial design and construction process, you face incredible demands on your time. Our Building Science and Technical Service teams are here to provide the insight and support you need to get your questions answered quickly. When you need a partner you can trust, look to us. We will connect your team with the right people at the right time to streamline practical and creative solutions that will bring your ideas to life.

## Expertise to Drive Your Success

**Our experts open the door to scientifically based insights that will inform the design of your project and position it for long-term success.**

**These areas of expertise include:**

**Acoustics:** Understanding the factors behind designing spaces aurally that enhance occupant comfort and productivity.

**Biophilia:** Understanding the design trend that connects occupants with elements of the natural world and implications for material selection and construction techniques.

**Building Codes:** Understanding and responding to changing building codes to optimize designs and processes to meet new goals and drive success.

**Building Science Principles:** Whether the need is basic education or advanced guidance, we help you understand the principal forces affecting your building and how to manage those impacts.

**Durability:** From design to materials, we will lead you through the choices to help maximize your investment.

**Moisture Analysis:** How well will your building hold up? Using our construction expertise we will help you understand and decrease the potential impact of moisture and water vapor on your structure over time.

**Multi-Comfort:** Achieve the acoustical, thermal, and air quality levels that you and your occupants will feel and value.

**Sustainability & High-Performance Buildings:** Reduce your impact on the environment and navigate the certification programs that can help you achieve your goals.



**THE BOTTOM LINE:**

**YOU HAVE ACCESS  
TO TOP EXPERTS IN  
ALL AREAS OF  
COMMERCIAL  
DESIGN AND  
CONSTRUCTION, ON  
YOUR TIMELINE AND  
YOUR TERMS.**



# FIBERGLASS

## PORTFOLIO



Ecophon Akusto™ One

29




Ecophon Akusto Wall C Super G

33



Ecophon Akusto Wall C Texona

35



Ecophon® FADE™ Duo - Textured and Smooth

39

43



Ecophon® Focus™ A, E

47



Ecophon Focus B, F, SQ

51



Ecophon Focus Dg

55



Ecophon Focus Ds

59



Ecophon® Hygiene Advance™ Wall

63

# FIBERGLASS

## PORTFOLIO



Ecophon Solo™ Baffles

65



Ecophon Solo Clouds

69



Open Plan™

73



Symphony® f

77



Symphony f Rx

83



Theatre® Black f

85



Versatone™

87



Data Center Black

91



Symphony® Data Center

93



# MINERAL FIBER

## PORTFOLIO



Adagio® / Adagio High CAC



Baroque™ / Baroque Customline®



Cashmere® / Cashmere High NRC



Cashmere Style Edge / Cashmere Customline



Fine Fissured / Fine Fissured High NRC /  
Fine Fissured Customline



Sand Micro™ / Sand Micro Customline



School Board®



Sereno™ Fine Fissured



Symphony *m* 80 Rx / Symphony *m* 70 Rx



Symphony *m* / Symphony *m* High NRC /  
Symphony *m* High CAC



Vinylshield™ A, C

# GYPSUM

## PORTFOLIO



Aquarock™

149



Envirogard™

151



Gyptone® Acoustical Panels

153



Gyptone BIG™

157



Gyptone BIG Curve

161



Vinylrock™

163



# QUICK SHIP WOOD & METAL

## PORTFOLIO



Panelized Linear

171



Continuous Linear Planks

177



Wood Grille Walls

183




Wood Grille Ceilings

189



Lay-In Panels

195



Lay-In Grille & Linear

201



Semi-Concealed Panels

207



Quick Ship - Linear Metal Box Series

213

# SUSPENSION SYSTEMS, GRID, & TRIM


## SUSPENSION SYSTEMS PORTFOLIO



9/16" EZ Stab Bolt Slot System - 1/4" Reveal



9/16" EZ Stab Bolt Slot System - 1/8" Reveal




9/16" EZ Stab Elite Narrow System




9/16" EZ Stab Tier Drop System



15/16" EZ Stab All-Aluminum Cleanroom System



15/16" EZ Stab Classic All-Aluminum System



15/16" EZ Stab Classic Aluminum Capped System



15/16" EZ Stab Classic Environmental System



15/16" EZ Stab Classic System



15/16" EZ Stab Cleanroom System



15/16" FireSecure™ Stab System




# DRYWALL

SUSPENSION SYSTEMS PORTFOLIO



1-1/2" Drywall System

267



Quickspan™ Locking Drywall Grid System

271

# TERMINUS

SUSPENSION SYSTEMS PORTFOLIO



Terminus Drywall Perimeter Trim



Terminus Fin Perimeter Trim



Terminus Fin Semi-Concealed Perimeter Trim



Terminus Glazing Channel



Terminus Semi-Concealed Perimeter Trim




Terminus Straight Perimeter Trim




# TERMINUS

SUSPENSION SYSTEMS PORTFOLIO




Terminus Acoustical Up To Acoustical Transition




Terminus Acoustical Up To Drywall Transition




Terminus Drywall Up To Acoustical Transition



Terminus Drywall Up To Drywall Transition



Terminus Semi-Concealed Up To Acoustical Transition



Terminus Semi-Concealed Up To Drywall Transition

# WALL ANGLE

SUSPENSION SYSTEMS PORTFOLIO



303

Wall Angle Products





A photograph of a modern office interior. The ceiling is curved with white, ribbed panels. Large windows on the right side offer a view of a cityscape with buildings and greenery. A blue diagonal shape covers the bottom half of the image.

2025

# FIBERGLASS

## PORTFOLIO

---



# FROM ELEGANTLY SIMPLE TO STRIKINGLY ARTISTIC

Lightweight. Durable. Incredibly sound absorbent. It's no wonder fiberglass is the material of choice for acoustical ceiling and wall treatments. CertainTeed Architectural offers sound-absorbing fiberglass in forms for every space and budget.

Standard fiberglass tiles are ideal for achieving clean, monolithic looks. Wall mounted panels add sound absorption and a pop of visual interest to vertical surfaces. Clouds and baffles offer a range of fantastical shapes, a world of color, and a variety of suspension options to create energetic design gestures, all while optimizing sound absorption for large, open spaces.








FIBERGLASS

Ecophon Solo™ Baffles | Riddell Library | © James Brittain



Ecophon Solo | Wiley Offices | © Eric Laignel






Ecophon® Focus™ Dg | Ford Foundation | Photo: © Garrett Rowland



Symphony® f







Ecophon Solo™ Baffle Wave | Bedford Institute of Oceanography | © Julian Parkinson




Ecophon Akusto™ One | Office project



Symphony f Rx













# Ecophon® Akusto™ One

## FIBERGLASS SMOOTH WALLS

Frameless wall panel with fully painted edges features outstanding sound absorption.

### Features & Benefits

- Reduces echoes and improves speech clarity within a room
- Can be glued to ceiling and wall
- Endless design possibilities with different formats and colors to create various patterns
- Quick installation with two options to fix panels to the wall
- Frameless panels with fully painted white or gray edges
- Smooth, Texona fabric surface is available in a variety of colors
- Texona surface supports UV curable ink-jet printing of images (by a professional printer)

### Attributes



SAG RESISTANT



MOLD/MILDEW  
RESISTANT  
INHERENT



EMISSION  
COMPLIANT  
CERTIFIED



LR 0.81  
(SEA SALT)



RECYCLED  
CONTENT

## LEED® v4

RECYCLED CONTENT	53%	
	PRE: 0%	POST: 53%
✓ MR: PBT Source Reduction (Healthcare)		
✓ EQ: Acoustic Performance		
✓ EQ: Prereq. Min. Acoustic Performance (Schools)		
✓ EQ: Low-Emitting Materials		
✓ MR: Sourcing Raw Materials		
✓ MR: Environmental Product Declarations (EPDs)		
✓ MR: Construction and Demolition Waste Management Planning		
✓ MR: Material Ingredients (C2C)		

LEED® is a registered trademark of the U.S. Green Building Council.

### CERTIFICATIONS & PRODUCT DECLARATIONS




CRADLE-TO-CRADLE:  
BRONZE CERTIFIED




# Ecophon® Akusto™ One

## FIBERGLASS SMOOTH WALLS




### Colors



### Akusto One Wall Panels - White Edge

Akusto One Wall Panels - White Edge			SHAPE	DIMENSIONS MM (≈ IN.)	NRC	RECYCLED CONTENT	PIECES/ CARTON	SQ. FT./ CARTON	LBS./ CARTON
Rectangle Shape									
	NRC .95	3557 4026	Rectangle	292 x 1192 x 40 (≈11-1/2 x 47 x 1-1/2)	0.95	53%	2	7.5	9
		3557 4052	Rectangle	592 x 1192 x 40 (≈23-1/4 x 47 x 1-1/2)	0.95	53%	2	15.2	18
Square Shape									
	NRC .95	3557 4000	Square	592 x 592 x 40 (≈23-1/4 x 23-1/4 x 1-1/2)	0.95	53%	2	7.5	9
Circle Shape									
	NRC .95	3557 4078	Circle	D592 x 40 (≈D23-1/4 x 1-1/2)	0.95	53%	2	5.9	9
		3557 4104	Circle	D792 x 40 (≈D31 x 1-1/2)	0.95	53%	2	10.5	13
		3557 4130	Circle	D1192 x 40 (≈D47 x 1-1/2)	0.95	53%	2	24.1	27

### Akusto One Wall Panels - Gray Edge




Akusto One Wall Panels - Gray Edge			SHAPE	DIMENSIONS MM (≈ IN.)	NRC	RECYCLED CONTENT	PIECES/ CARTON	SQ. FT./ CARTON	LBS./ CARTON
Rectangle Shape									
	NRC .95	3557 4039	Rectangle	292 x 1192 x 40 (≈11-1/2 x 47 x 1-1/2)	0.95	53%	2	7.3	9
		3557 4065	Rectangle	592 x 1192 x 40 (≈23-1/4 x 47 x 1-1/2)	0.95	53%	2	15.2	18
Square Shape									
	NRC .95	3557 4013	Square	592 x 592 x 40 (≈23-1/4 x 23-1/4 x 1-1/2)	0.95	53%	2	7.5	9
Circle Shape									
	NRC .95	3557 4091	Circle	D592 x 40 (≈D23-1/4 x 1-1/2)	0.95	53%	2	5.9	9
		3557 4117	Circle	D792 x 40 (≈D31 x 1-1/2)	0.95	53%	2	10.5	13
		3557 4143	Circle	D1192 x 40 (≈D47 x 1-1/2)	0.95	53%	2	24.1	27

Item numbers shown are for the Sea Salt color. To order colors please contact your Sales Representative.  
CAN'T FIND A SIZE? Contact your local Sales Representative or call 800-233-8990.


# Ecophon® Akusto™ One

## FIBERGLASS SMOOTH WALLS

### Accessories

AKUSTO ONE ACCESSORIES		PRODUCT NAME	PIECES/ CARTON	USE
	2630 0016	Connect One Hook Fixing	8	Installed on walls and provides direct attachment for Akusto One SQ wall panels
	2631 1255	Connect One Trim	2	Installed on walls and provides channel into which Connect One Absorber Anchor is inserted
	2647 2177	Connect One Absorber Anchor	4	Installed in Akusto One SQ panels and for use with Connect One Trim for wall installation

### Edge Details



Wall Panel  
(Ecophon Akusto One)

Wall Panel  
(Ecophon Akusto One)

### Physical Data

**MATERIAL**  
Fiberglass

**FLAME SPREAD/SMOKE DEV.**  
Per ASTM E84 — CAN/ULC S102  
Flame Spread: 25 or less  
Smoke Developed: 50 or less  
(Class A per ASTM E1264)

**VOC EMISSIONS**  
Independently certified compliant with  
California Department of Public Health  
CDPH/EHLB/Standard Method Version 1.2, 2017.

**MOLD/MILDEW RESISTANCE**  
Fiberglass substrate is inherently resistant  
to the growth of mold and mildew.

**MAINTENANCE**  
Wipe with a soft cloth or vacuum  
with brush attachment

**WARRANTY**  
10-year Ecophon Warranty.  
Full warranty information can  
be found at [certainteed.com/warranty](https://certainteed.com/warranty).





Ecophon Akusto One | Vasakronan HQ, Stockholm, Sweden | © Teddy Strandqvist, Studio-e.se



# Ecophon® Akusto™ Wall C Super G

## FIBERGLASS TEXTURED WALLS

Akusto Wall C Super G fiberglass wall panel features an impact resistant surface.

### Features & Benefits

- High impact resistance
- Use as a complement and/or alternative to acoustical ceiling panels for excellent acoustical performance within a space
- Moisture resistant
- Available in white only

### Attributes



**MOLD/MILDEW  
RESISTANT  
INHERENT**



**EMISSION  
COMPLIANT  
CERTIFIED**



**LR 0.78**



**WASHABLE**



## LEED® v4

RECYCLED CONTENT	53%	
	PRE: 0%	POST: 53%
✓	MR: PBT Source Reduction (Healthcare)	
✓	EQ: Acoustic Performance	
✓	EQ: Prereq. Min. Acoustic Performance (Schools)	
✓	EQ: Low-emitting Material	
✓	MR: Sourcing Raw Materials	
✓	MR: Environmental Product Declarations (EPDs)	
✓	MR: Construction and Demolition Waste Management Planning	
✓	MR: Material Ingredients (C2C)	

LEED® is a registered trademark of the U.S. Green Building Council.

### CERTIFICATIONS & PRODUCT DECLARATIONS



EPD AVAILABLE

# Ecophon® Akusto™ Wall C Super G


## FIBERGLASS TEXTURED WALLS

### Colors

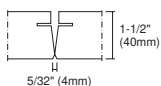


White

### Akusto™ Wall C Super G


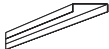
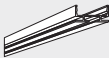








Akusto™ Wall C Super G			COLOR	DIMENSIONS MM (IN.)	NRC	LR	RECYCLED CONTENT	PIECES/ CARTON	SQ. M (FT.)/ CARTON	LBS./ CARTON
Wall Panel										
	NRC .95	3557 7729	White	2700 x 600 x 40 (≈ 106 x 24 x 1-1/2)	0.95	0.78	53%	4	21.3 (≈ 70)	71

### Edge Details



Kerfed Edge

### Accessories

AKUSTO WALL C TEXONA ACCESSORIES		PRODUCT NAME	PIECES/ CARTON	USE
	2630 0214	Connect Fixing Bracket	260	For direct fixing of Connect WP Profile to structure; Not recommended for installations requiring impact-resistance
	2631 1050	Connect WP Space Bar (Galvanized)	10	For use in conjunction with WP Profile when Akusto Wall C panels are installed vertically
	2631 1051	Connect WP Profile Connect (White 03)	8	Installed on walls and provides channel into which Akusto Wall C panels are inserted; direct-attached when installation requires impact-resistance
	2631 1052	Connect WP Profile (Natural 02)	8	Installed on walls and provides channel into which Akusto Wall C panels are inserted; direct-attached when installation requires impact-resistance
	2631 1074	Connect WP Profile (Black 01)	8	Installed on walls and provides channel into which Akusto Wall C panels are inserted; direct-attached when installation requires impact-resistance
	2631 1057	Connect WP External Corner (White 03)	4	Used in conjunction with WP Profile to create 90 degree outside corners
	2631 1058	Connect WP External Corner (Grey 02)	4	Used in conjunction with WP Profile to create 90 degree outside corners
	2631 1059	Connect WP External Corner (Black 01)	4	Used in conjunction with WP Profile to create 90 degree outside corners
	2630 0933	WP Profile Splice	4	For use when running multiple lengths of WP Profile end-to-end
	2630 1219	Connect Spline (Black)	100	For use in the kerf between Akusto Wall C panels when they are installed vertically
	2630 0132	Connect Direct Fixing Plate (Akusto Wall C)	100	For direct fixing of Akusto Wall C panels when they are installed horizontally

\*Connect Edge Sealant is available in all standard colors. Please contact your local Sales Representative or call 800-233-8990.

### Physical Data

#### MATERIAL

Fiberglass

#### FLAME SPREAD/SMOKE DEV.

Per ASTM E84 — CAN/ULC S102

Flame Spread: 25 or less

Smoke Developed: 50 or less

(Class A per ASTM E1264)

#### VOC EMISSIONS

Independently certified compliant with California Department of Public Health CDPH/EHLB/Standard Method Version 1.2, 2017.

#### MOLD/MILDEW RESISTANCE

Fiberglass substrate is inherently resistant to the growth of mold and mildew.

#### MAINTENANCE

Wipe with a soft cloth or vacuum with brush attachment. Washable with mild detergent.

#### WARRANTY

10-year Ecophon Warranty.

Full warranty information can

be found at [certainteed.com/warranty](http://certainteed.com/warranty).





# Ecophon® Akusto™ Wall C Texona

## FIBERGLASS SMOOTH WALLS

Smooth fabric surface envelopes fiberglass panel and offers outstanding sound performance.

### Features & Benefits

- Smooth, Texona fabric surface texture
- Use as a complement and/or alternative to accoustical ceiling panels for excellent performance within a space
- Available in 14 colors
- Moisture resistant
- Texona surface supports UV curable ink-jet printing of images (by a professional printer)

### Attributes



MOLD/MILDEW  
RESISTANT  
INHERENT



EMISSION  
COMPLIANT  
CERTIFIED



LR 0.81  
(SEA SALT)



RECYCLED  
CONTENT



## LEED® v4

RECYCLED CONTENT	53%	
	PRE: 0%	POST: 53%
✓ MR: PBT Source Reduction (Healthcare)		
✓ EQ: Acoustic Performance		
✓ EQ: Prereq. Min. Acoustic Performance (Schools)		
✓ EQ: Low-emitting Material		
✓ MR: Sourcing Raw Materials		
✓ MR: Environmental Product Declarations (EPDs)		
✓ MR: Construction and Demolition Waste Management Planning		
✓ MR: Material Ingredients (C2C)		

LEED® is a registered trademark of the U.S. Green Building Council.

## CERTIFICATIONS & PRODUCT DECLARATIONS




EPD AVAILABLE

# Ecophon® Akusto™ Wall C Texona

## FIBERGLASS SMOOTH WALLS

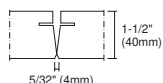
### Colors



### Akusto Wall C Texona Panels

Akusto Wall C Texona Panels		COLOR	DIMENSIONS MM (IN.)	NRC	LR	RECYCLED CONTENT	PIECES/ CARTON	SQ. M (FT.)/ CARTON	LBS./ CARTON	
Wall Panel										
	NRC .95	3557 1002	Garlic	2700 x 600 x 40 (≈ 106 x 24 x 1-1/2)	0.95	0.52	53%	4	21.3 (≈ 70)	71
		3557 1004	Pepper	2700 x 600 x 40 (≈ 106 x 24 x 1-1/2)	0.95	0.17	53%	4	21.3 (≈ 70)	71
		3557 1005	Licorice	2700 x 600 x 40 (≈ 106 x 24 x 1-1/2)	0.95	0.05	53%	4	21.3 (≈ 70)	71
		3557 1011	Ginger	2700 x 600 x 40 (≈ 106 x 24 x 1-1/2)	0.95	0.56	53%	4	21.3 (≈ 70)	71
		3557 1056	Oyster	2700 x 600 x 40 (≈ 106 x 24 x 1-1/2)	0.95	0.32	53%	4	21.3 (≈ 70)	71
		3557 1060	Sea Salt	2700 x 600 x 40 (≈ 106 x 24 x 1-1/2)	0.95	0.81	53%	4	21.3 (≈ 70)	71
		3557 1064	Acai	2700 x 600 x 40 (≈ 106 x 24 x 1-1/2)	0.95	0.11	53%	4	21.3 (≈ 70)	71
		3557 1065	Thyme	2700 x 600 x 40 (≈ 106 x 24 x 1-1/2)	0.95	0.47	53%	4	21.3 (≈ 70)	71
		3557 1066	Poppyseed	2700 x 600 x 40 (≈ 106 x 24 x 1-1/2)	0.95	0.28	53%	4	21.3 (≈ 70)	71
		3557 1081	Goji	2700 x 600 x 40 (≈ 106 x 24 x 1-1/2)	0.95	0.27	53%	4	21.3 (≈ 70)	71
		3557 1082	Peach	2700 x 600 x 40 (≈ 106 x 24 x 1-1/2)	0.95	0.55	53%	4	21.3 (≈ 70)	71
		3557 1083	Sage	2700 x 600 x 40 (≈ 106 x 24 x 1-1/2)	0.95	0.40	53%	4	21.3 (≈ 70)	71
		3557 1080	Eucalyptus	2700 x 600 x 40 (≈ 106 x 24 x 1-1/2)	0.95	0.23	53%	4	21.3 (≈ 70)	71
		3557 1084	Scallop	2700 x 600 x 40 (≈ 106 x 24 x 1-1/2)	0.95	0.76	53%	4	21.3 (≈ 70)	71

### Edge Details


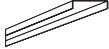











Kerfed Edge

# Ecophon® Akusto™ Wall C Texona

## FIBERGLASS SMOOTH WALLS

### Accessories

AKUSTO WALL C TEXONA ACCESSORIES		PRODUCT NAME	PIECES/ CARTON	USE
	2630 0214	Connect Fixing Bracket	260	For direct fixing of Connect WP Profile to structure; Not recommended for installations requiring impact-resistance
	2631 1050	Connect WP Space Bar (Galvanized)	10	For use in conjunction with WP Profile when Akusto Wall C panels are installed vertically
	2631 1051	Connect WP Profile Connect (White 03)	8	Installed on walls and provides channel into which Akusto Wall C panels are inserted; direct-attached when installation requires impact-resistance
	2631 1052	Connect WP Profile (Natural 02)	8	Installed on walls and provides channel into which Akusto Wall C panels are inserted; direct-attached when installation requires impact-resistance
	2631 1074	Connect WP Profile (Black 01)	8	Installed on walls and provides channel into which Akusto Wall C panels are inserted; direct-attached when installation requires impact-resistance
	2631 1057	Connect WP External Corner (White 03)	4	Used in conjunction with WP Profile to create 90 degree outside corners
	2631 1058	Connect WP External Corner (Grey 02)	4	Used in conjunction with WP Profile to create 90 degree outside corners
	2631 1059	Connect WP External Corner (Black 01)	4	Used in conjunction with WP Profile to create 90 degree outside corners
	2630 0933	WP Profile Splice	4	For use when running multiple lengths of WP Profile end-to-end
	2630 1219	Connect Spline (Black)	100	For use in the kerf between Akusto Wall C panels when they are installed vertically
	2630 0132	Connect Direct Fixing Plate (Akusto Wall C)	100	For direct fixing of Akusto Wall C panels when they are installed horizontally

\*Connect Edge Sealant is available in all standard colors. Please contact your local Sales Representative or call 800-233-8990.

### Physical Data

#### MATERIAL

Fiberglass

#### FLAME SPREAD/SMOKE DEV.

Per ASTM E84 — CAN/ULC S102

Flame Spread: 25 or less

Smoke Developed: 50 or less

(Class A per ASTM E1264)

#### VOC EMISSIONS

Independently certified compliant with California Department of Public Health CDPH/EHLB/Standard Method Version 1.2, 2017.

#### MOLD/MILDEW RESISTANCE

Fiberglass substrate is inherently resistant to the growth of mold and mildew.

#### MAINTENANCE

Wipe with a soft cloth or vacuum with brush attachment. Washable with mild detergent.

#### WARRANTY

10-year Ecophon Warranty.

Full warranty information can be found at [certainteed.com/warranty](https://certainteed.com/warranty).





Ecophon® Akusto™ Wall C Texona

# Ecophon® FADE™ Duo – Textured

## ACOUSTICAL FIBERGLASS & PLASTER SYSTEM

Seamless acoustic solution with a fine surface texture that is quick and easy to install and offers high-end aesthetics with superior acoustical performance.

### Features & Benefits

- Seamless, monolithic installation offer visual like finished drywall
- Superior acoustical performance with NRC values of 0.75 to 0.85
- Finely-textured surface with a Light Reflectance (LR) value of 0.80
- Fire-Tested per ASTM E84 Flame Spread - Class A rating
- System supports installations of inspection hatch and lighting according to installation guidelines
- Available in White and 6 standard colors. Custom colors also available.

### Attributes



**MOLD/MILDEW  
RESISTANT  
INHERENT**



**EMISSION  
COMPLIANT  
CERTIFIED**



**LR 0.80  
(WHITE)**



**RECYCLED  
CONTENT**

### Colors



Perfect Beige



Sandstone



Brown Shade



Clay



Grey Sky



Go Green



White

Custom color matching is available.



## LEED® v4

RECYCLED CONTENT	65%	
	PRE: 0%	POST: 65%

- ✓ EQ: Optimize Energy Performance
- ✓ EA: Prereq. Min. Energy Performance
- ✓ MR: PBT Source Reduction (Healthcare)
- ✓ EQ: Acoustic Performance
- ✓ EQ: Prereq. Min. Acoustic Performance (Schools)
- ✓ EQ: Daylight
- ✓ EQ: Low-emitting Material
- ✓ MR: Sourcing Raw Materials
- ✓ MR: Environmental Product Declarations (EPDs)
- ✓ MR: Construction and Demolition Waste Management Planning
- ✓ MR: Material Ingredients (C2C)

LEED® is a registered trademark of the U.S. Green Building Council.

### CERTIFICATIONS & PRODUCT DECLARATIONS



EPD AVAILABLE

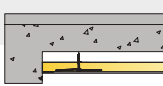





**certainteed**  
SAINT-GOBAIN



# Ecophon® FADE™ Duo – Textured

## ACOUSTICAL FIBERGLASS & PLASTER SYSTEM

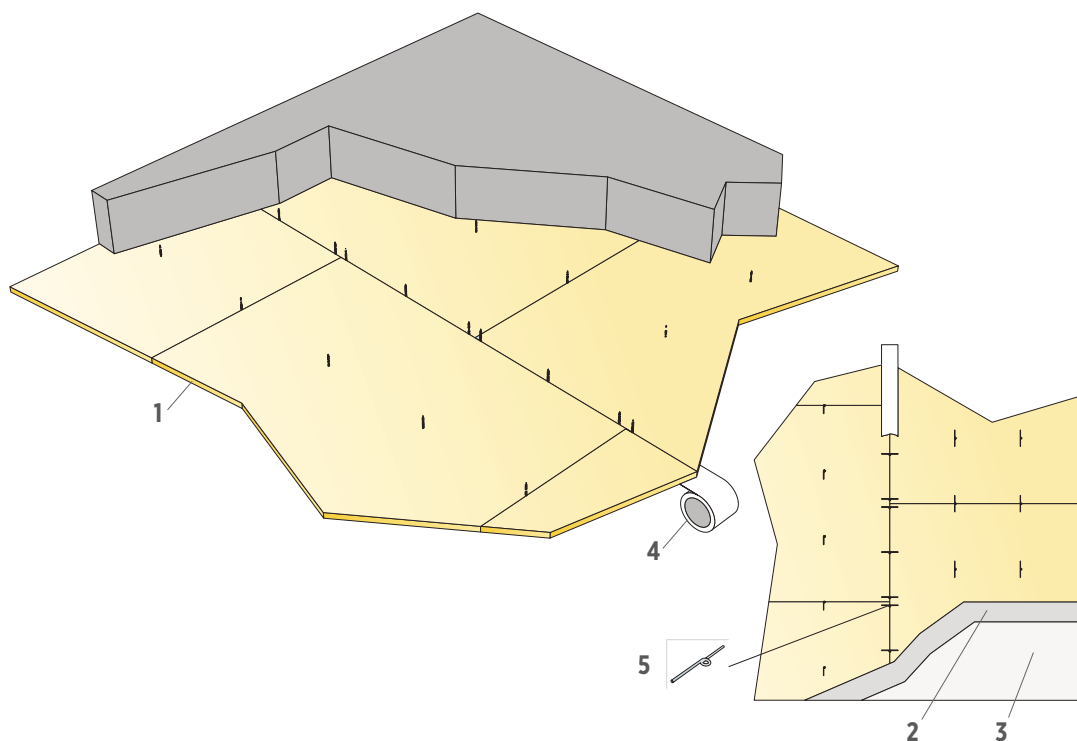
### FADE Duo Textured

FADE Duo Textured			DIMENSIONS (IN.)	NRC / INFORMATION	COVERAGE/ CARTON*	RECYCLED CONTENT	PIECES / CARTON	SQ. FT./ CARTON	LBS./ CARTON	CARTONS/ PALLET	
Mechanically Fastened Application											
1		37573294	1" Thick Acoustic Board	48 x 48 x 1	0.75   o.d.s of 1.25"	96 sq. ft.	65%	6	96	51	14
1		37573295	1-1/2" Thick Acoustic Board	48 x 48 x 1.5	0.85   o.d.s of 1.75"	64 sq. ft.	65%	4	64	55	14
2		1471702	FADE Duo Primer	22 lb. Bucket	White + Colors	100 sq. ft.	—	1	—	24	40
3		1471902	FADE Duo Top Coat	17 lb. Bucket	White + Colors	250 sq. ft.	—	1	—	19	40
4		15703-EU	FADE Special Joint Tape	2" x 328'/ Roll	Self adhesive fiberglass mesh	640 sq. ft.	—	1	—	0.7	—
5		15734	FADE Special Washer For mechanical mounting applications	1000 Pieces/ Bucket	<ul style="list-style-type: none"><li>• Screws not provided</li><li>• Corrosion-resistant fasteners should be used</li></ul>	1,300 sq. ft.	—	1000	—	11	—

\*Excludes wastage

All FADE Duo products listed are white. To order colors please contact your local Sales Representative or call 800-233-8990.

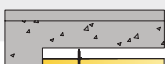





### Diagram: Mechanically Fastened Application



# Ecophon® FADE™ Duo – Textured

## ACOUSTICAL FIBERGLASS & PLASTER SYSTEM

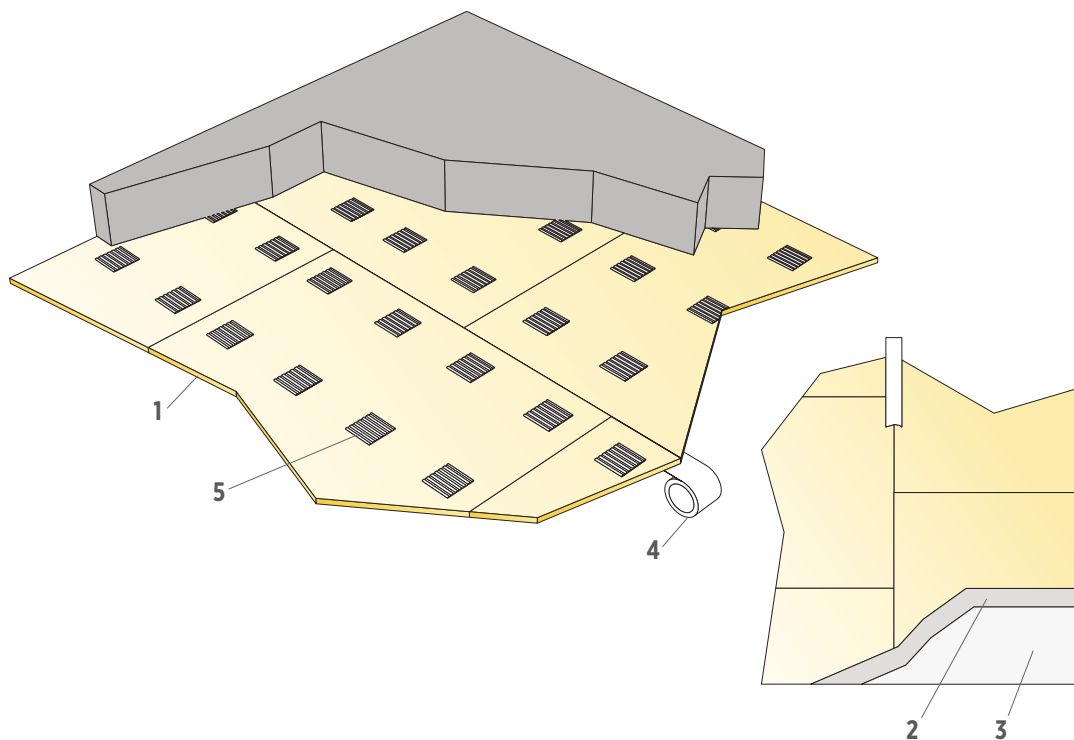
### FADE Duo Textured

FADE Duo Textured			DIMENSIONS (IN.)	NRC / INFORMATION	COVERAGE/ CARTON*	RECYCLED CONTENT	PIECES / CARTON	SQ. FT./ CARTON	LBS./ CARTON	CARTONS/ PALLET	
Adhesive/Glued Application											
1		37573294	1" Thick Acoustic Board	48 x 48 x 1	0.75   o.d.s of 1.25"	96 sq. ft.	65%	6	96	51	14
1		37573295	1-1/2" Thick Acoustic Board	48 x 48 x 1.5	0.85   o.d.s of 1.75"	64 sq. ft.	65%	4	64	55	14
2		1471702	FADE Duo Primer	22 lb. Bucket	White + Colors	100 sq. ft.	—	1	—	24	40
3		1471902	FADE Duo Top Coat	17 lb. Bucket	White + Colors	250 sq. ft.	—	1	—	19	40
4		15703-EU	FADE Special Joint Tape	2" x 328'/Roll	Self adhesive fiberglass mesh	640 sq. ft.	—	1	—	0.7	—
5		15704-EU	FADE Special Adhesive For direct/glue mounted applications	22 lb. Bucket	Direct glue-up applications	125 sq. ft.	—	1	—	24	44

\*Excludes wastage

All FADE Duo products listed are white. To order colors please contact your local Sales Representative or call 800-233-8990.

### Diagram: Adhesive/Glued Application





# Ecophon® FADE™ Duo – Textured

## ACOUSTICAL FIBERGLASS & PLASTER SYSTEM

### 1-1/2" Drywall System (Recommended for Installation)










G40 Galvanization	DESCRIPTION	DIMENSIONS (IN.)	SLOT SPACING (IN.)	PIECES/CARTON	FT./CARTON	FT./CARTON	RECYCLED CONTENT PRE*	RECYCLED CONTENT POST*	RECYCLED CONTENT TOTAL*	ALLOWABLE UNIFORM LOAD (PLF)	ALLOWABLE CONCENTRATED LOAD AT MIDSPAN (LBF)**
<b>Main Runners</b>											
DWS12-13-20	HD FR Main Runner G40	144 x 1.6 x 1.5	54 slots 2-1/4" from each end, 8" o.c.	16	192	61	19%	69%	88%	17.72	4.3
<b>Cross Tee</b>											
DWS4-13-20	48" Cross Tee G40	48 x 1.6 x 1.5	10, 12, 14, 22, 24, 26, 34, 36, 38	48	192	61	19%	69%	87%	18.32 <sup>†</sup>	45.8
<b>Wall Angle</b>											
DWA1.5-1.5	1.5" WA G40	144 x 1.5 x 1.5	—	20	240	59	19%	69%	88%	—	—
DWA2-2	2" WA G40	144 x 2 x 2	—	20	240	59	19%	69%	88%	—	—

\*Maximum recycled content percentage. Recycled content varies by manufacturing location.

\*\*Allowable concentrated loads at midspan are determined in accordance with AC308 Section 3.2. For each framing member, the allowable concentrated load must not be combined with the allowable uniform load.

<sup>†</sup>Laterally braced at midspan.

### Accessories

FADE DUO ACCESSORIES		PRODUCT NAME	PIECES/ CARTON	USE/NOTES
	15716-EU	FADE Trowel Box	1	11pc kit Includes: Trowels (20, 40, 60, 80cm), rechangable blade (20, 40, 60, 80cm), adapter piece, extension shaft, & 16cm trowel
	15731-EU	Notched Trowel for Adhesive	1	8x8mm notches for application of FADE Special Adhesive
	15733-EU	Square Trowel 18cm	1	Square trowel (18cm) to shovel plaster
		FADE Color - Perfect Beige 100ml Bottle	1	Mix with FADE Duo Plaster & Top in ratio of 1 bottle per 3 buckets
		FADE Color - Sandstone 100ml Bottle	1	Mix with FADE Duo Plaster & Top in ratio of 1 bottle per 3 buckets
		FADE Color - Brown Shade 500ml Bottle	1	Mix with FADE Duo Plaster & Top in ratio of 1 bottle per 3 buckets
		FADE Color - Clay 500ml Bottle	1	Mix with FADE Duo Plaster & Top in ratio of 1 bottle per 3 buckets
		FADE Color - Grey Sky 500ml Bottle	1	Mix with FADE Duo Plaster & Top in ratio of 1 bottle per 3 buckets
		FADE Color - Go Green 1000ml Bottle	1	Mix with FADE Duo Plaster & Top in ratio of 1 bottle per 3 buckets

### Physical Data

#### MATERIAL

Fiberglass & Plaster

#### ASTM E1264 CLASSIFICATION

Type XX, Pattern G

#### FLAME SPREAD/SMOKE DEV.

Per ASTM E84 — CAN/ULC S102

Flame Spread: 25 or less

Smoke Developed: 50 or less

(Class A per ASTM E1264)

#### VOC EMISSIONS

Independently certified compliant with California Department of Public Health CDPH/EHLB/Standard Method Version 1.2, 2017.

#### MOLD/MILDEW RESISTANCE

Fiberglass substrate is inherently resistant to the growth of mold and mildew.

#### MAINTENANCE

Surface dust and dirt can be blown off using pressurized air.

#### STORAGE CONDITIONS

Keep acoustic boards protected from direct sunlight.

Plaster must be stored in original containers or containers made of the same material. Containers that have been opened must be carefully resealed and kept upright.

Storage Temperature: Frost free and dry conditions. 38°F+ (3°C+)

Shelf Life of Plaster: 12 month

#### WARRANTY

1-year FADE Acoustical Plaster limited warranty. Full warranty information can be found at [certainteed.com/warranty](https://certainteed.com/warranty).

# Ecophon® FADE™ Duo – Smooth

## ACOUSTICAL FIBERGLASS & PLASTER SYSTEM

Seamless acoustic solution with a fine surface texture that is quick and easy to install and offers high-end aesthetics with superior acoustical performance.

### Features & Benefits

- Seamless, monolithic installation offer visual like finished drywall
- Excellent acoustical performance with NRC values of 0.65 to 0.70
- Smooth surface with a Light Reflectance (LR) value of 0.80
- Fire-Tested per ASTM E84 Flame Spread - Class A rating
- System supports installations of inspection hatch and lighting according to installation guidelines
- Repairable surface if damage during or after installation is incurred

### Attributes



**MOLD/MILDEW  
RESISTANT  
INHERENT**



**EMISSION  
COMPLIANT  
CERTIFIED**



**LR 0.80  
(WHITE)**



**RECYCLED  
CONTENT**



## LEED® v4

RECYCLED CONTENT	65%	
	PRE: 0%	POST: 65%

- ✓ EQ: Optimize Energy Performance
- ✓ EA: Prereq. Min. Energy Performance
- ✓ MR: PBT Source Reduction (Healthcare)
- ✓ EQ: Acoustic Performance
- ✓ EQ: Prereq. Min. Acoustic Performance (Schools)
- ✓ EQ: Daylight
- ✓ EQ: Low-emitting Material
- ✓ MR: Sourcing Raw Materials
- ✓ MR: Environmental Product Declarations (EPDs)
- ✓ MR: Construction and Demolition Waste Management Planning
- ✓ MR: Material Ingredients (C2C)

LEED® is a registered trademark of the U.S. Green Building Council.

### CERTIFICATIONS & PRODUCT DECLARATIONS



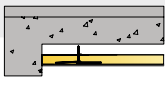




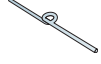
EPD AVAILABLE



**certainteed**  
SAINT-GOBAIN

# Ecophon® FADE™ Duo – Smooth

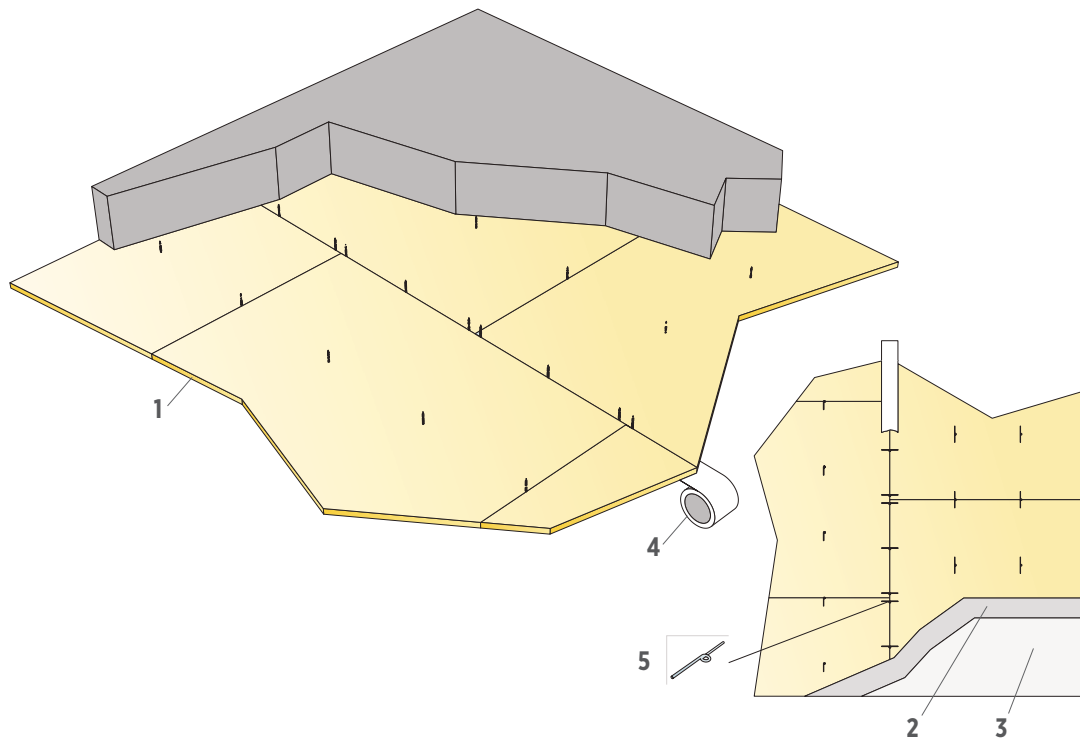
## ACOUSTICAL FIBERGLASS & PLASTER SYSTEM

FADE Duo Smooth				DIMENSIONS (IN.)	NRC / INFORMATION	COVERAGE/ CARTON*	RECYCLED CONTENT	PIECES / CARTON	SQ. FT./ CARTON	LBS./ CARTON	CARTONS/ PALLET
Mechanically Fastened Application											
1		37573294	1" Thick Acoustic Board	48 x 48 x 1	0.65   o.d.s of 1.25"	96 sq. ft.	65%	6	96	51	14
1		37573295	1-1/2" Thick Acoustic Board	48 x 48 x 1.5	0.70   o.d.s of 1.75"	64 sq. ft.	65%	4	64	55	14
2		1471702	FADE Duo Primer	22 lb. Bucket	White	107 sq. ft.	—	1	—	24	40
3		1471902	FADE Duo Top Coat	17 lb. Bucket	White	166 sq. ft.	—	1	—	19	40
4		15703-EU	FADE Special Joint Tape	2" x 328'/ Roll	Self adhesive fiberglass mesh	640 sq. ft.	—	1	—	0.7	—
5		15734	FADE Special Washer For mechanical mounting applications	1000 Pieces/ Bucket	<ul style="list-style-type: none"><li>• Screws not provided</li><li>• Corrosion-resistant fasteners should be used</li></ul>	1,300 sq. ft.	—	1000	—	11	—

\*Excludes wastage

All FADE Duo products listed are white. To order colors please contact your local Sales Representative or call 800-233-8990.

### Diagram: Mechanically Fastened Application

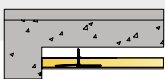









# Ecophon® FADE™ Duo - Smooth

## ACOUSTICAL FIBERGLASS & PLASTER SYSTEM

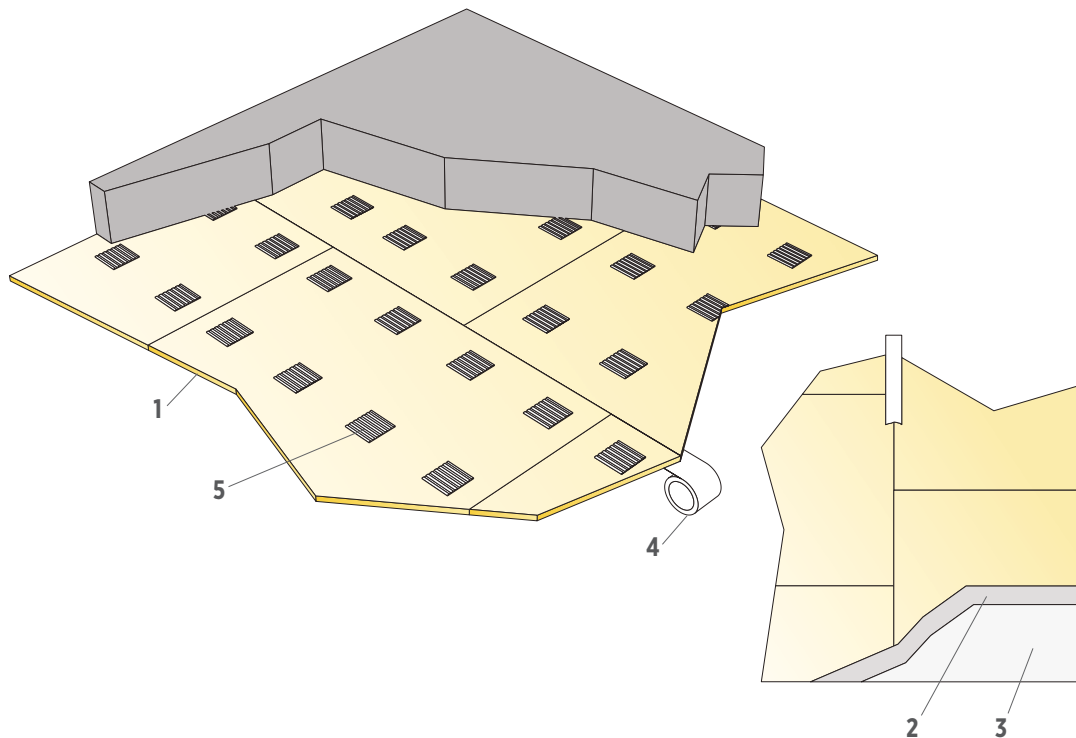
### FADE Duo Smooth

FADE Duo Smooth			DIMENSIONS (IN.)	NRC / INFORMATION	COVERAGE/ CARTON*	RECYCLED CONTENT	PIECES / CARTON	SQ. FT./ CARTON	LBS./ CARTON	CARTONS/ PALLET	
Adhesive/Glued Application											
1		37573294	1" Thick Acoustic Board	48 x 48 x 1	0.65   o.d.s of 1.25"	96 sq. ft.	65%	6	96	51	14
1		37573295	1-1/2" Thick Acoustic Board	48 x 48 x 1.5	0.70   o.d.s of 1.75"	64 sq. ft.	65%	4	64	55	14
2		1471702	FADE Duo Primer	22 lb. Bucket	White	107 sq. ft.	—	1	—	24	40
3		1471902	FADE Duo Top Coat	17 lb. Bucket	White	166 sq. ft.	—	1	—	19	40
4		15703-EU	FADE Special Joint Tape	2" x 328'/Roll	Self adhesive fiberglass mesh	640 sq. ft.	—	1	—	0.7	—
5		15704-EU	FADE Special Adhesive For direct/glue mounted applications	22 lb. Bucket	Direct glue-up applications	125 sq. ft.	—	1	—	24	44

\*Excludes wastage

All FADE Duo products listed are white. To order colors please contact your local Sales Representative or call 800-233-8990.

### Diagram: Adhesive/Glued Application



# Ecophon® FADE™ Duo – Smooth

## ACOUSTICAL FIBERGLASS & PLASTER SYSTEM

### 1-1/2" Drywall System (Recommended for Installation)




G40 Galvanization	DESCRIPTION	DIMENSIONS (IN.)	SLOT SPACING (IN.)	PIECES/ CARTON	FT./ CARTON	FT./ CARTON	RECYCLED CONTENT PRE*	RECYCLED CONTENT POST*	RECYCLED CONTENT TOTAL*	ALLOWABLE UNIFORM LOAD (PLF)	ALLOWABLE CONCENTRATED LOAD AT MIDSPAN (LBF)**
<b>Main Runners</b>											
DWS12-13-20	HD FR Main Runner G40	144 x 1.6 x 1.5	54 slots 2-1/4" from each end, 8" o.c.	16	192	61	19%	69%	88%	17.72	4.3
<b>Cross Tee</b>											
DWS4-13-20	48" Cross Tee G40	48 x 1.6 x 1.5	10, 12, 14, 22, 24, 26, 34, 36, 38	48	192	61	19%	69%	87%	18.32†	45.8
<b>Wall Angle</b>											
DWA1.5-1.5	1.5" WA G40	144 x 1.5 x 1.5	—	20	240	59	19%	69%	88%	—	—
DWA2-2	2" WA G40	144 x 2 x 2	—	20	240	59	19%	69%	88%	—	—

\*Maximum recycled content percentage. Recycled content varies by manufacturing location.

\*\*Allowable concentrated loads at midspan are determined in accordance with AC308 Section 3.2. For each framing member, the allowable concentrated load must not be combined with the allowable uniform load.

†Laterally braced at midspan.

### Accessories

FADE DUO ACCESSORIES		PRODUCT NAME	PIECES/ CARTON	USE/NOTES
	15716-EU	FADE Trowel Box	1	11pc kit Includes: Trowels (20, 40, 60, 80cm), rechangable blade (20, 40, 60, 80cm), adapter piece, extension shaft, & 16cm trowel
	15731-EU	Notched Trowel for Adhesive	1	8x8mm notches for application of FADE Special Adhesive
	15733-EU	Square Trowel 18cm	1	Square trowel (18cm) to shovel plaster

### Physical Data

#### MATERIAL

Fiberglass & Plaster

#### ASTM E1264 CLASSIFICATION

Type XX, Pattern G

#### FLAME SPREAD/SMOKE DEV.

Per ASTM E84 — CAN/ULC S102

Flame Spread: 25 or less

Smoke Developed: 50 or less

(Class A per ASTM E1264)

#### VOC EMISSIONS

Independently certified compliant with California Department of Public Health CDPH/EHLB/Standard Method Version 1.2,2017.

#### MOLD/MILDEW RESISTANCE

Fiberglass substrate is inherently resistant to the growth of mold and mildew.

#### MAINTENANCE

Surface dust and dirt can be vacuumed off using a soft brush attachment or blown off using pressurized air.

#### STORAGE CONDITIONS

Keep acoustic boards protected from direct sunlight.

Plaster must be stored in original containers or containers made of the same material. Containers that have been opened must be carefully resealed and kept upright.

Storage Temperature: Frost free and dry conditions. 38°F+ (3°C+)

Shelf Life of Plaster: 12 months

#### WARRANTY

1-year FADE Acoustical Plaster limited warranty. Full warranty information can be found at [certainteed.com/warranty](https://certainteed.com/warranty).



# Ecophon® Focus™ A, E

## FIBERGLASS SMOOTH PANEL

Easily demountable smooth panel with glass tissue backing provides superior sound absorption.

### Features & Benefits

- Smooth panel offering superior sound absorption (0.90-0.95 NRC)
- Extremely low particle emissions
- Easy-to-clean Akutex™ FT surface in white finish has nearly perfect light diffusion (+99%)
- Durable edges resist damage from handling
- Fully encapsulated with tissue backing for maximum performance
- Reveal edges painted; trim edges primed
- Available in 22 standard colors

### Attributes



SAG RESISTANT



MOLD/MILDEW  
RESISTANT  
INHERENT



EMISSION  
COMPLIANT  
CERTIFIED



WASHABLE




LR 0.85




RECYCLED  
CONTENT

### CERTIFICATIONS & PRODUCT DECLARATIONS



EPD AVAILABLE



CRADLE-TO-CRADLE:  
BRONZE CERTIFIED

## LEED® v4

RECYCLED CONTENT	51%	
	PRE: 0%	POST: 51%
✓ EQ: Optimize Energy Performance		
✓ EA: Prereq. Min. Energy Performance		
✓ EQ: Interior Lighting		
✓ MR: PBT Source Reduction (Healthcare)		
✓ EQ: Acoustic Performance		
✓ EQ: Prereq. Min. Acoustic Performance (Schools)		
✓ EQ: Daylight		
✓ EQ: Low-Emitting Materials		
✓ MR: Sourcing Raw Materials		
✓ MR: Environmental Product Declarations (EPDs)		
✓ MR: Construction and Demolition Waste Management Planning		
✓ MR: Material Ingredients (HPDs)		

LEED® is a registered trademark of the U.S. Green Building Council.




# Ecophon® Focus™ A, E

## FIBERGLASS SMOOTH PANEL


### Colors




### Focus A

			FORMAT	DIMENSIONS (IN.)	NRC	CAC	RECYCLED CONTENT	PIECES/CARTON	SQ. FT./CARTON	LBS./CARTON	CARTONS/PALLET
<b>Trim</b>											
	<b>NRC .95</b>	3540 4607	Panels	24 x 24 x 3/4	0.95	21	51%	28	112	29	—
		3540 4608	Panels	24 x 48 x 3/4	0.95	21	51%	14	112	29	—
		3540 4609	Panels	48 x 48 x 3/4	0.95	21	51%	8	128	34	—
		3542 5067	Planks	24 x 60 x 3/4	0.95	21	51%	12	120	31	—
		3542 5068	Planks	24 x 72 x 3/4	0.95	21	51%	12	144	37	—
		3542 5069	Planks	24 x 96 x 3/4	0.95	21	51%	12	192	47	—

### Focus E

			FORMAT	DIMENSIONS (IN.)	NRC	CAC	RECYCLED CONTENT	PIECES/CARTON	SQ. FT./CARTON	LBS./CARTON	CARTONS/PALLET
<b>Reveal</b>											
	<b>NRC .90</b>	3542 2263	Panels	24 x 24 x 3/4	0.90	23	51%	20	80	40	—
		3542 2264	Panels	24 x 48 x 3/4	0.90	23	51%	10	80	38	—
		3542 2265	Panels	48 x 48 x 3/4	0.90	23	51%	6	96	50	—
		3542 5070	Planks	24 x 60 x 3/4	0.90	23	51%	6	60	28	—
		3542 5071	Planks	24 x 72 x 3/4	0.90	23	51%	6	72	35	—
		3542 5073	Planks	24 x 96 x 3/4	0.90	23	51%	6	96	46	—

			FORMAT	DIMENSIONS (IN.)	NRC	CAC	RECYCLED CONTENT	PIECES/CARTON	SQ. FT./CARTON	LBS./CARTON	CARTONS/PALLET
<b>Narrow Reveal</b>											
	<b>NRC .90</b>	3542 5929	Panels	24 x 24 x 3/4	0.90	23	51%	20	80	30	—
		3542 5932	Panels	24 x 48 x 3/4	0.90	23	51%	10	80	30	—
		3542 2287	Panels	48 x 48 x 3/4	0.90	23	51%	6	96	50	—
		3542 5103	Planks	24 x 60 x 3/4	0.90	23	51%	6	60	28	—
		3542 5104	Planks	24 x 72 x 3/4	0.90	23	51%	6	72	35	—
		3541 5816	Planks	24 x 96 x 3/4	0.90	23	51%	6	96	34	—


All Focus A / E panels listed above are white. To order colors please contact your local Sales Representative.


CAN'T FIND A SIZE? Contact your local Sales Representative or call 800-233-8990.

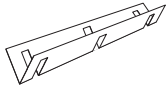
# Ecophon® Focus™ A, E

## FIBERGLASS SMOOTH PANEL

### Accessories

FOCUS A & E ACCESSORIES		PRODUCT NAME	PIECES/ CARTON	USE
	2630 0691	Connect Edge Sealant White*	1	For re-sealing cut edges (typically 100-150 lf/container); 1 liter container

FOCUS E ACCESSORIES		PRODUCT NAME	PIECES/ CARTON	USE
	STBAR-2	CTC 2' Stabilizer Bar	40	For all 2x6, 2x8 reveal and narrow reveal applications; typically 1 pc./panel for 2x6, 2 pc./panel for 2x8 (not needed for trim panels)



STBAR-4

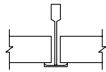
CTC 4' Stabilizer Bar

40

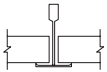
For all 2x6, 2x8 reveal and narrow reveal applications;  
typically 1 pc./panel for 2x6, 2 pc./panel for 2x8  
(not needed for trim panels)

\*Connect Edge Sealant is available in all standard colors. Please contact your local Sales Representative or call 800-233-8990.

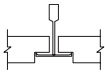
### Edge Details



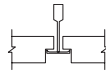
Trim  
9/16" EZ Stab  
Elite Narrow



Trim  
15/16" EZ Stab  
Classic



Reveal  
15/16" EZ Stab  
Classic



Narrow Reveal  
9/16" EZ Stab  
Elite Narrow

### Physical Data

#### MATERIAL

Fiberglass

#### FLAME SPREAD/SMOKE DEV.

Per ASTM E84 — CAN/ULC S102

Flame Spread: 25 or less

Smoke Developed: 50 or less

(Class A per ASTM E1264)

#### ASTM E1264 CLASSIFICATION

ASTM E1264-22: Type XII, Form 2, Pattern G

ASTM E1264-23: Type B, From B2, Pattern G

#### VOC EMISSIONS

Independently certified compliant with  
California Department of Public Health  
CDPH/EHLB/Standard Method Version 1.2, 2017.

#### MOLD/MILDEW RESISTANCE

Fiberglass substrate is inherently resistant  
to the growth of mold and mildew.

#### MAINTENANCE

Wipe with a soft cloth or vacuum with brush  
attachment. Washable with mild detergent.

#### WARRANTY

10-year Ecophon® Warranty increases  
to 15 years when installed with CertainTeed  
suspension systems.

Full warranty information can be found  
at [certainteed.com/warranty](https://certainteed.com/warranty).



Photo © Teddy Stranqvist/Studio-e





Photo: © Michael Cooper

# Ecophon® Focus™ B, F, SQ







## FIBERGLASS SMOOTH PANEL

Direct-to-deck ceiling solution, ideal for spaces where a traditional suspended ceiling is not possible or desired.



### Features & Benefits

- Ideal for adding sound absorption (up to 0.80 NRC) to spaces with low or angled ceilings, exposed metal or wooden beams
- 3 direct-to-deck options available: trim, beveled or tongue & groove edges
- Direct-to-deck attachment with adhesive (Focus B, F, SQ)
- Direct-to-deck attachment by concrete screws or indirect attachment to wood furring (Focus F)
- Easy-to-clean Akutex™ FT surface in white finish has nearly perfect light diffusion (+99%)
- Fully encapsulated with tissue backing for maximum performance
- Painted, reinforced edges that resist damage from handling
- Available in 22 standard colors (Focus B & SQ Only)

### Attributes

					
SAG RESISTANT	MOLD/MILDEW RESISTANT INHERENT	EMISSION COMPLIANT CERTIFIED	WASHABLE	LR 0.85 (WHITE ONLY)	RECYCLED CONTENT

### CERTIFICATIONS & PRODUCT DECLARATIONS

	
EPD AVAILABLE	CRADLE-TO-CRADLE: BRONZE CERTIFIED

## LEED® v4

RECYCLED CONTENT	51%	
	PRE: 0%	POST: 51%
✓ EQ: Optimize Energy Performance		
✓ EA: Prereq. Min. Energy Performance		
✓ EQ: Interior Lighting		
✓ MR: PBT Source Reduction (Healthcare)		
✓ EQ: Acoustic Performance		
✓ EQ: Prereq. Min. Acoustic Performance (Schools)		
✓ EQ: Daylight		
✓ EQ: Low-Emitting Materials		
✓ MR: Sourcing Raw Materials		
✓ MR: Environmental Product Declarations (EPDs)		
✓ MR: Construction and Demolition Waste Management Planning		
✓ MR: Material Ingredients (C2C)		

LEED® is a registered trademark of the U.S. Green Building Council.


# Ecophon® Focus™ B, F, SQ

## FIBERGLASS SMOOTH PANEL


### Colors




### Focus B

Focus B		FORMAT	DIMENSIONS (IN.)	NRC	CAC	RECYCLED CONTENT	PIECES/CARTON	SQ. FT./CARTON	LBS./CARTON	CARTONS/PALLET	
Beveled											
	NRC .75	3542 2900	Panels	600 x 600 x 20 (=24 x 24 x 3/4)	0.75	—	51%	20	7.2 (=77.5 )	49	—

### Focus F

Focus F		FORMAT	DIMENSIONS (IN.)	NRC	CAC	RECYCLED CONTENT	PIECES/CARTON	SQ. FT./CARTON	LBS./CARTON	CARTONS/PALLET	
Tongue & Groove											
	NRC .80	3542 2800	Panels	600 x 600 x 20 (=24 x 24 x 3/4)	0.80	—	51%	20	7.2 (=77.5 )	47	—
		3542 2801	Panels	600 x 1200 x 20 (=24 x 48 x 3/4)	0.80	—	51%	10	7.2 (=77.5 )	47	—

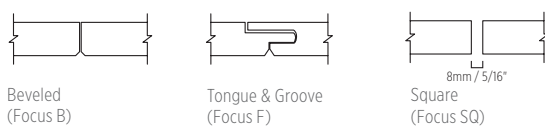
### Focus SQ

Focus SQ		FORMAT	DIMENSIONS (IN.)	NRC	CAC	RECYCLED CONTENT	PIECES/CARTON	SQ. FT./CARTON	LBS./CARTON	CARTONS/PALLET	
Square											
	NRC .75	3540 3645	Panels	600 x 600 x 20 (=24 x 24 x 3/4)	0.75	—	51%	20	7.2 (=77.5 )	41	—
		3540 3646	Panels	600 x 1200 x 20 (=24 x 48 x 3/4)	0.75	—	51%	12	8.6 (=93 )	40	—

All Focus B and SQ panels listed above are white. To order colors please contact your local Sales Representative.

CAN'T FIND A SIZE? Contact your local Sales Representative or call 800-233-8990.


### Edge Details




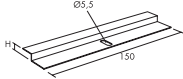
# Ecophon® Focus™ B, F, SQ

## FIBERGLASS SMOOTH PANEL

### Accessories

FOCUS B, F, & SQ ACCESSORIES	PRODUCT NAME	PIECES/ CARTON	USE
	2630 0691	Connect Edge Sealant White*	1
			For re-sealing cut edges (typically 100-150 lf/container); 1 liter container

FOCUS F ACCESSORIES	PRODUCT NAME	PIECES/ CARTON	USE
	2630 1219	Connect Spline (Black)	50
			Installed on 300mm / -24" centers along kerfed edge of Focus F

	2630 0149	Connect Direct Fixing Plate (Focus F)	100
			Installed on 24 inch centers

	2630 0187	Connect Wall Spring Spacer	50
			For use when trim cutting panels at the perimeter

\*Connect Edge Sealant is available in all standard colors. Please contact your local Sales Representative or call 800-233-8990.

### Physical Data

#### MATERIAL

Fiberglass

#### FLAME SPREAD/SMOKE DEV.

Per ASTM E84 — CAN/ULC S102

Flame Spread: 25 or less

Smoke Developed: 50 or less

(Class A per ASTM E1264)

#### ASTM E1264 CLASSIFICATION

ASTM E1264-22: Type XII, Form 2, Pattern G

ASTM E1264-23: Type G, Form B2, Pattern G

#### VOC EMISSIONS

Independently certified compliant with California Department of Public Health CDPH/EHLB/Standard Method Version 1.2, 2017.

#### MOLD/MILDEW RESISTANCE

Fiberglass substrate is inherently resistant to the growth of mold and mildew.

#### MAINTENANCE

Wipe with a soft cloth or vacuum with brush attachment. Cleanable with mild detergent.

#### WARRANTY


10-year Ecophon® Warranty.

Full warranty information can be found at [certainteed.com/warranty](https://www.certainteed.com/warranty).





Photo: © Michael Cooper



# Ecophon® Focus™ Dg


## FIBERGLASS SMOOTH PANEL

Semi-concealed grid provides unique aesthetics coupled with superior sound absorption in a wide selection of sizes and colors.



### Features & Benefits

- Semi-concealed, easy downward access
- Narrow gap between panels (5/16")
- Superior sound attenuation (40-43 CAC) with optional CAC Backer
- Easy-to-clean Akutex™ FT surface in white finish has nearly perfect light diffusion (+99%)
- Fully encapsulated with tissue backing for maximum performance
- Available in 22 standard colors

### Attributes

					
SAG RESISTANT	MOLD/MILDEW RESISTANT INHERENT	EMISSION COMPLIANT CERTIFIED	WASHABLE	LR 0.85	RECYCLED CONTENT

### CERTIFICATIONS & PRODUCT DECLARATIONS

	
EPD AVAILABLE	CRADLE-TO-CRADLE: SILVER CERTIFIED

## LEED® v4

RECYCLED CONTENT	51%	
	PRE: 0%	POST: 51%
✓ EQ: Optimize Energy Performance		
✓ EA: Prereq. Min. Energy Performance		
✓ EQ: Interior Lighting		
✓ MR: PBT Source Reduction (Healthcare)		
✓ EQ: Acoustic Performance		
✓ EQ: Prereq. Min. Acoustic Performance (Schools)		
✓ EQ: Daylight		
✓ EQ: Low-Emitting Materials		
✓ MR: Sourcing Raw Materials		
✓ MR: Environmental Product Declarations (EPDs)		
✓ MR: Construction and Demolition Waste Management Planning		
✓ MR: Material Ingredients (C2C)		

LEED® is a registered trademark of the U.S. Green Building Council.




# Ecophon® Focus™ Dg

## FIBERGLASS SMOOTH PANEL

### Colors



### Focus Dg

		FORMAT	DIMENSIONS (IN.)	NRC	CAC	RECYCLED CONTENT	PIECES/CARTON	SQ. FT./CARTON	LBS./CARTON	CARTONS/PALLET
<b>Semi-Concealed</b>										
	<b>NRC .90</b>	3542 1560	Panels	24 x 24 x 3/4	0.85-0.90	40*	51%	20	80	44   n/a
		3542 1561	Panels	24 x 48 x 3/4	0.85-0.90	43*	51%	10	80	44   n/a
		3542 4239	Panels	30 x 30 x 3/4	0.90	—	51%	14	87.5	43   n/a
		3542 1565	Panels	48 x 48 x 1	0.90	—	51%	6	96	64   n/a
		3542 1562	Planks	24 x 60 x 3/4	0.90	—	51%	6	60	33   n/a
		3542 1563	Planks	24 x 72 x 3/4	0.90	—	51%	6	72	36   n/a
		3542 1564	Planks	24 x 96 x 3/4	0.90	—	51%	6	96	53   n/a

\*Optional CAC Backer: CertainTeed Protectone panels (sold separately). All Focus panels listed above are white. To order colors please contact your local Sales Representative.  
CAN'T FIND A SIZE? Contact your local Sales Representative or call 800-233-8990.

### Accessories

FOCUS DG ACCESSORIES		PRODUCT NAME	PIECES/CARTON	USE
	2630 0547	Connect Dg 20 Support Clip	50	For support of any cut supporting edge on 3/4" Dg or Ds (typically 1 pc. every 12 - 18 inches)
	2630 0548	Connect Dg 25 Support Clip	50	For support of any cut supporting edge on 1" Dg 4x4 panels only (typically 1 pc. every 12 - 18 inches)
	2630 0691	Connect Edge Sealant White*	1	For re-sealing cut edges (typically 100-150 lf/container); 1 liter container
	2630 0991	Connect Dg Cutting Tool	1	For rabbeting field-cut edges
	2630 0546	Connect Edge Clip	12	REQUIRED for non-supporting edges on all 1" Dg 4x4 panels only (2/panel)
	2630 0824	Connect Wall Bracket T-Profile	25	For main runner attachment to wall (typically 2/run of main runner)
	2631 1080	Connect Perimeter Tile Clip	100	For attachment and securing of panels at the perimeter
	STBAR-2	CTC 2' Stabilizer Bar	40	For all 2x5, 2x6, 2x8 applications; typically 1 pc./panel for 2x5, 2x6, 2 pc./panel for 2x8
	2630 0196	Connect Hold Down Clip Dg	100	For use as a hold down clip with Focus Dg and Focus Ds (typically 1 pc./sf for 2x2 and 0.65 pc./sf for 2x4)
	2630 0187	Connect Wall Spring Spacer	50	For use when trim cutting panels at the perimeter

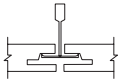
\*Connect Edge Sealant is available in all standard colors. Please contact your local Sales Representative or call 800-233-8990.



# Ecophon® Focus™ Dg

## FIBERGLASS SMOOTH PANEL

### Edge Details



Semi-concealed  
15/16" EZ Stab  
Classic

### Physical Data

#### MATERIAL

**Fiberglass**

#### FLAME SPREAD/SMOKE DEV.

Per ASTM E84 — CAN/ULC S102

Flame Spread: 25 or less

Smoke Developed: 50 or less

(Class A per ASTM E1264)

#### ASTM E1264 CLASSIFICATION

ASTM E1264-22: Type XII, Form 2, Pattern G

ASTM E1264-23: Type B, Form B2, Pattern G

#### VOC EMISSIONS

Independently certified compliant with  
California Department of Public Health  
CDPH/EHLB/Standard Method Version 1.2, 2017.

#### MOLD/MILDEW RESISTANCE

Fiberglass substrate is inherently resistant to  
the growth of mold and mildew.

#### MAINTENANCE

Wipe with a soft cloth or vacuum with brush  
attachment. Cleanable with mild detergent.

#### WARRANTY

10-year Ecophon® Warranty increases  
to 15 years when installed with CertainTeed  
suspension systems.

Full warranty information can be found  
at [certainteed.com/warranty](https://certainteed.com/warranty).



Photo © Garrett Rowland / Ford Foundation, New York, NY

# Ecophon® Focus™ Ds






## FIBERGLASS SMOOTH PANEL

Fully concealed suspension system coupled with superior sound absorption in a wide selection of sizes and colors.

### Features & Benefits

- Fully concealed, easy downward access
- Monolithic surface simulates drywall finished appearance
- Superior sound attenuation (40-44 CAC) with optional CAC Backer
- Terminus Fin Semi-concealed Trim available for finishing of cloud perimeter
- Easy-to-clean Akutex™ FT surface in white finish has nearly perfect light diffusion (+99%)
- Fully encapsulated with tissue backing for maximum performance
- Available in 22 standard colors

### Attributes

					
SAG RESISTANT	MOLD/MILDEW RESISTANT INHERENT	EMISSION COMPLIANT CERTIFIED	WASHABLE	LR 0.85	RECYCLED CONTENT

### CERTIFICATIONS & PRODUCT DECLARATIONS

	
EPD AVAILABLE	CRADLE-TO-CRADLE: SILVER CERTIFIED



## LEED® v4

RECYCLED CONTENT	51%	
	PRE: 0%	POST: 51%
✓ EQ: Optimize Energy Performance		
✓ EA: Prereq. Min. Energy Performance		
✓ EQ: Interior Lighting		
✓ MR: PBT Source Reduction (Healthcare)		
✓ EQ: Acoustic Performance		
✓ EQ: Prereq. Min. Acoustic Performance (Schools)		
✓ EQ: Daylight		
✓ EQ: Low-Emitting Materials		
✓ MR: Sourcing Raw Materials		
✓ MR: Environmental Product Declarations (EPDs)		
✓ MR: Construction and Demolition Waste Management Planning		
✓ MR: Material Ingredients (C2C)		

LEED® is a registered trademark of the U.S. Green Building Council.



# Ecophon® Focus™ Ds

## FIBERGLASS SMOOTH PANEL

### Colors



### Focus Ds

Focus Ds			FORMAT	DIMENSIONS (IN.)	NRC	CAC	RECYCLED CONTENT	PIECES/CARTON	SQ. FT./CARTON	LBS./CARTON	CARTONS/PALLET
Fully-Concealed											
	NRC .85	3542 1511	Panels	24 x 24 x 3/4	0.90/0.85	25/40*	51%	20	80	44	n/a
		3542 1512	Panels	24 x 48 x 3/4	0.90/0.85	25/44*	51%	10	80	44	n/a
		3542 1516	Panels	48 x 48 x 3/4	0.90	25	51%	14	96	50	n/a
		3542 1513	Panels	24 x 60 x 3/4	0.90	25	51%	6	60	33	n/a
		3542 1514	Planks	24 x 72 x 3/4	0.90	25	51%	6	72	45	n/a
		3542 1515	Planks	24 x 96 x 3/4	0.90	25	51%	6	96	50	n/a

\*Optional CAC Backer: CertainTeed Protectone panels (sold separately). All Focus panels listed above are white. To order colors please contact your local Sales Representative.  
CAN'T FIND A SIZE? Contact your local Sales Representative or call 800-233-8990.

### Accessories

FOCUS DS ACCESSORIES		PRODUCT NAME	PIECES/CARTON	USE
	2630 0547	Connect Dg 20 Support Clip	50	For support of any cut supporting edge on 3/4" Dg or Ds (typically 1 pc. every 12 - 18 inches)
	2630 0691	Connect Edge Sealant White*	1	For re-sealing cut edges (typically 100-150 lf/container); 1 liter container
	2630 0991	Connect Dg Cutting Tool	1	For rabbeting field-cut edges
	STBAR-2	CTC 2' Stabilizer Bar	40	For all 2x5, 2x6, 2x8 applications; typically 1 pc./panel for 2x5, 2x6, 2 pc./panel for 2x8
	STBAR-4	CTC 4' Stabilizer Bar	40	For all 2x6, 2x8 applications; typically 1 pc./panel for 2x6, 2 pc./panel for 2x8
	EZCS12-12-20	15/16" Classic Stab HD Main Runner	20	For use only with Connect Space Bar 0577
	2630 0577	Ecophon Connect Space Bar	10	For use only with CTC HD EZCS12-12-20, spaced every 48" on center, max 24" away from the wall (suitable for use in seismic categories A/B only)
	2630 0824	Connect Wall Bracket T-Profile	25	For main runner attachment to wall (typically 2/run of main runner)
	2630 0525	Connect Space Bar Wall Bracket	10	For attachment of space bar to wall (typically 2/run of space bar)

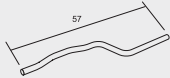
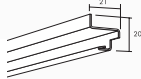
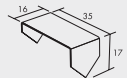


\*Connect Edge Sealant is available in all standard colors. Please contact your local Sales Representative or call 800-233-8990.

# Ecophon® Focus™ Ds

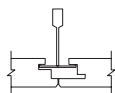
## FIBERGLASS SMOOTH PANEL

FIBERGLASS

### Accessories – continued

FOCUS DS ACCESSORIES		PRODUCT NAME	PIECES/ CARTON	USE
	2630 0553	Connect Space Bar Winch	100	For attachment of space bar to main runner (one pc. for each intersection)
	2630 0381	Connect Edge Stiffener	12	Required for Focus™ Ds 4x4 systems (2 pc./panel)
	2631 1080	Connect Perimeter Tile Clip	100	For attachment and securing of panels at the perimeter
	2630 0196	Connect Hold Down Clip Ds	100	For use as a hold down clip with Focus Dg and Focus Ds (typically 1 pc./sf for 2x2 and 0.65 pc./sf for 2x4)
	2630 0187	Connect Wall Spring Spacer	50	For attachment and securing of panels at the perimeter

### Edge Details



Fully-concealed  
15/16" EZ Stab  
Classic

### Physical Data

#### MATERIAL

Fiberglass

#### FLAME SPREAD/SMOKE DEV.

Per ASTM E84 — CAN/ULC S102

Flame Spread: 25 or less

Smoke Developed: 50 or less

(Class A per ASTM E1264)

#### ASTM E1264 CLASSIFICATION

ASTM E1264-22: Type XII, Form 2, Pattern G

ASTM E1264-23: Type B, Form B2, Pattern G

#### VOC EMISSIONS

Independently certified compliant with California Department of Public Health CDPH/EHLB/Standard Method Version 1.2, 2017.

#### MOLD/MILDEW RESISTANCE

Fiberglass substrate is inherently resistant to the growth of mold and mildew.

#### MAINTENANCE

Wipe with a soft cloth or vacuum with brush attachment. Cleanable with mild detergent.

#### WARRANTY

10-year Ecophon® Warranty increases to 15 years when installed with CertainTeed suspension systems. Full warranty information can be found at [certainteed.com/warranty](https://certainteed.com/warranty).







# Ecophon® Hygiene Advance™ Wall

## FIBERGLASS SMOOTH WALLS

Sound absorbing wall panel suitable for even the most demanding conditions, from intensive care units and operation rooms, to patient rooms and airtight laboratories.

### Features & Benefits

- Designed to facilitate daily cleaning with strong sanitizers and disinfectant chemicals
- Virtually zero particle emission, ensuring high indoor air quality. Suitable as a clean room component (ISO Class 3)
- Fully encapsulated in a smooth, high-performance film that is impervious to particles and water to repel dirt
- Quick and easy installation; stainless steel wall brackets screw into place, and wall panel simply slides into the brackets
- Easy removability allows 360-degree cleaning of the panels and the wall behind them
- Satisfies FGI Guidelines for use in restricted areas (such as operating rooms)
- Excellent sound absorption with a 0.90 NRC
- Install vertically (2-brackets) or horizontally (4-brackets)

### Attributes

**MOLD/MILDEW  
RESISTANT  
INHERENT**

**EMISSION  
COMPLIANT  
CERTIFIED**

**RECYCLED  
CONTENT**

**WASHABLE W/  
SANITIZING  
CHEMICALS**



## LEED® v4

RECYCLED CONTENT	38%	
	PRE: 0%	POST: 38%
✓ MR: PBT Source Reduction (Healthcare)		
✓ EQ: Acoustic Performance		
✓ EQ: Prereq. Min. Acoustic Performance (Schools)		
✓ EQ: Daylight		
✓ MR: Sourcing Raw Materials		
✓ MR: Construction and Demolition Waste Management Planning		
✓ EQ: Low-emitting Materials		

LEED® is a registered trademark of the U.S. Green Building Council.

### CERTIFICATIONS & PRODUCT DECLARATIONS



EPD AVAILABLE

# Ecophon® Hygiene Advance™ Wall

## FIBERGLASS SMOOTH PANEL

FIBERGLASS



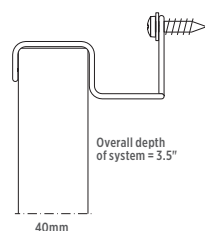
### Hygiene Advance™ Wall

Hygiene Advance™ Wall		COLOR	DIMENSIONS MM(IN.)	NRC	SABINS/ UNIT	LR	RECYCLED CONTENT	PIECES/ CARTON	SQ. M (FT.)/ CARTON	LBS./ CARTON
Wall Panel										
<div><div>40mm</div><div></div></div>	3713 8030	White	592 x 1192 (≈ 23-5/16 x 46-15/16)	0.90	6.8	0.73	38% post	6	46	39

### Accessories

HYGIENE ADVANCE WALL ACCESSORIES	PRODUCT NAME	PIECES/ CARTON	USE
	2630 0716 Connect Wall Fixing (stainless steel)	12	2 per panel for vertical installation, 4 per panel for horizontal installation

### Edge Details



### Physical Data

#### MATERIAL

Fiberglass  
Fully-encapsulated in a smooth,  
impervious high-performance film

#### FLAME SPREAD/SMOKE DEV.

Per ASTM E84 — CAN/ULC S102  
Flame Spread: 25 or less  
Smoke Developed: 50 or less  
(Class A per ASTM E1264)

#### VOC EMISSIONS

Independently certified compliant  
with California Department of Public  
Health CDPH/EHLB/Standard  
Method Version 1.2, 2017.

#### MOLD/MILDEW RESISTANCE

Fiberglass substrate is fully-encapsulated  
by water-impervious film.

#### MAINTENANCE

Refer to online maintenance instructions.

#### WARRANTY

10-year Ecophon Warranty.  
Full warranty information can  
be found at [certainteed.com/warranty](https://www.certainteed.com/warranty).



Photo: ©Peter Mölck / Teekay Shipping, Houston, TX

# Ecophon® Solo™ Baffles

## FIBERGLASS BAFFLES PANEL

Vertically installed, unframed baffles provide sound absorption and design flexibility.

### Features & Benefits

- Reduces excess noise to help create a more productive work environment in open spaces
- Frameless panels with fully painted edges enable two-sided sound absorption
- Create a multitude of contemporary looks with three different edge treatments: straight, wave, and zig zag
- Highly engineered Akutex™ FT surface in white finish has nearly perfect light diffusion (+99%)
- Multiple attachment options available; baffles are demountable
- Available in 22 standard colors

### Attributes



SAG RESISTANT



WASHABLE



EMISSION  
COMPLIANT  
CERTIFIED



MOLD/MILDEW  
RESISTANT  
INHERENT



LR 0.85



FIRE RATING:  
CLASS A

#### SOLO FREEDOM

Ecophon Solo Freedom enables endless design possibilities. Design almost any shape based on a 1200 x 1200 or 2400 x 1200 panel.

### CERTIFICATIONS & PRODUCT DECLARATIONS



EPD AVAILABLE



CRADLE-TO-CRADLE:  
SILVER CERTIFIED

## LEED® v4

RECYCLED CONTENT	54%	
	PRE: 0%	POST: 54%

- ✓ EQ: Optimize Energy Performance
- ✓ EA: Prereq. Min. Energy Performance
- ✓ EQ: Interior Lighting
- ✓ MR: PBT Source Reduction (Healthcare)
- ✓ EQ: Acoustic Performance
- ✓ EQ: Low-Emitting Materials
- ✓ EQ: Daylight
- ✓ MR: Sourcing Raw Materials
- ✓ MR: Environmental Product Declarations (EPDs)
- ✓ MR: Construction and Demolition Waste Management Planning
- ✓ MR: Material Ingredients (C2C)

LEED® is a registered trademark of the U.S. Green Building Council.

**certainteed**  
SAINT-GOBAIN



# Ecophon® Solo™ Baffles

## FIBERGLASS BAFFLES PANEL

### Colors



### Configuration Suggestions



#### STAGGER THEM

Stagger baffles at varying intervals to create movement with unique angular or wave-like expressions.



#### MAKE WAVES

Achieve unique, angular, or flowing visuals across the ceiling plane by hanging standard wave and zig-zag baffles at varying intervals, creating a feeling of movement across the space.



#### GO VERTICAL

Break into a new visual plane — The Baffle Wall Fixing Accessory allows you to hang baffles on walls. Create stacked or staggered formations for unconventional visual effect on vertical surfaces.

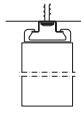
# Ecophon® Solo™ Baffles

## FIBERGLASS BAFFLES PANEL

FIBERGLASS

### Solo Baffle Anchor

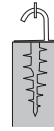
For direct attachment applications.



DIMENSIONS MM(= IN.)	AVG SABINS/ UNIT	PIECES/ CARTON	LBS./ CARTON
-------------------------	------------------------	-------------------	-----------------

### Solo Baffle Hook

For adjustable hanging applications from plenum or suspended ceilings



DIMENSIONS MM(= IN.)	AVG SABINS/ UNIT	PIECES/ CARTON	LBS./ CARTON
-------------------------	------------------------	-------------------	-----------------

Rectangle					
	3544 2101	200 x 1200 x 40 (= 8 x 48 x 1-1/2)	3.2	10	23
	3544 2100	300 x 1200 x 40 (= 12 x 48 x 1-1/2)	3.5	10	34
	3544 2104	600 x 1200 x 40 (= 24 x 48 x 1-1/2)	7.1	5	34
	3544 7570	200 x 1800 x 40 (= 8 x 72 x 1-1/2)	5.4	8	36
	3544 6739	300 x 1800 x 40 (= 12 x 72 x 1-1/2)	5.9	8	50
	3544 7849	600 x 1800 x 40 (= 24 x 72 x 1-1/2)	8.1	4	50

Rectangle					
	3544 2619	200 x 1200 x 40 (= 8 x 48 x 1-1/2)	3.2	10	23
	3544 2090	300 x 1200 x 40 (= 12 x 48 x 1-1/2)	3.5	10	34
	3544 2632	600 x 1200 x 40 (= 24 x 48 x 1-1/2)	7.1	5	34
	3544 7852	200 x 1800 x 40 (= 8 x 72 x 1-1/2)	5.4	8	36
	3544 7851	300 x 1800 x 40 (= 12 x 72 x 1-1/2)	5.9	8	50
	3544 7850	600 x 1800 x 40 (= 24 x 72 x 1-1/2)	8.1	4	50

DIMENSIONS MM(= IN.)	AVG SABINS/ UNIT	PIECES/ CARTON	LBS./ CARTON
Wave			

DIMENSIONS MM(= IN.)	AVG SABINS/ UNIT	PIECES/ CARTON	LBS./ CARTON
Wave			

	3544 8101	300 x 1800 x 40 (= 12 x 72 x 1-1/2)	5.9	4	30
	3544 8100	600 x 1800 x 40 (= 24 x 72 x 1-1/2)	7.8	4	50

	3544 8105	300 x 1800 x 40 (= 12 x 72 x 1-1/2)	5.9	4	30
	3544 8104	600 x 1800 x 40 (= 24 x 72 x 1-1/2)	7.8	4	50

DIMENSIONS MM(= IN.)	AVG SABINS/ UNIT	PIECES/ CARTON	LBS./ CARTON
Zig Zag			

DIMENSIONS MM(= IN.)	AVG SABINS/ UNIT	PIECES/ CARTON	LBS./ CARTON
Zig Zag			

	3544 8001	300 x 1800 x 40 (= 12 x 72 x 1-1/2)	5.7	4	30
	3544 8000	600 x 1800 x 40 (= 24 x 72 x 1-1/2)	7.8	4	51

	3544 8005	300 x 1800 x 40 (= 12 x 72 x 1-1/2)	5.7	4	30
	3544 8004	600 x 1800 x 40 (= 24 x 72 x 1-1/2)	7.8	4	51

CAN'T FIND A SIZE? Contact your local Sales Representative or call 800-233-8990

\*# of Hooks/Anchors per panel:  
2 per panel when panel is up to 1600mm in length  
3 per panel when panel is 1601mm or longer

## Acoustical Performance

CONFIGURATION	FREQUENCY (HZ)						AVE. SABINS/UNIT @ NRC FREQUENCIES
	125	250	500	1000	2000	4000	
1200 Baffle / 200	1.08	2.15	2.15	4.31	4.31	4.31	3.2
1200 Baffle / 300	2.15	3.23	2.15	4.31	4.31	4.31	3.5
1200 Baffle / 600	4.73	2.91	7.32	9.26	8.83	9.04	7.1
1800 Baffle / 200	1.08	4.31	4.31	6.46	6.46	6.46	5.4
1800 Baffle / 300	2.15	4.31	4.31	7.53	7.53	7.53	5.9
1800 Baffle / 600	4.31	4.31	7.53	10.76	9.69	9.69	8.1
Zig-Zag Baffle / 200-300	1.08	4.31	4.31	6.46	7.53	7.53	5.7
Zig-Zag Baffle / 300-600	3.23	5.38	6.46	9.69	9.69	9.69	7.8
Wave Baffle / 200-300	2.15	4.31	4.31	7.53	7.53	7.53	5.9
Wave Baffle / 300-600	3.23	5.38	6.46	9.69	9.69	9.69	7.8

INSTALLATION CONSIDERATION: Calculations based on 600 mm spacing at NRC frequencies.

# Ecophon® Solo™ Baffles

## FIBERGLASS BAFFLES PANEL

### Accessories

SOLO™ BAFFLE	PRODUCT NAME	PIECES/CARTON	USE
2630 0691	Connect Edge Sealant White*	1	For re-sealing cut edges (typically 100-150 lf/container); 1 liter container
2630 1201	Connect Baffle Clip	100	For attaching Solo Baffle Hook panels to acoustical ceiling grid
2631 1271	Connect Baffle Anchor	10	Comes pre-installed in Solo Baffle Anchor panels (can be ordered separately for custom installations)
2631 1272	Connect Baffle Hook	10	Comes pre-installed in Solo Baffle Hook panels (can be ordered separately for custom installations)
2631 1768	Connect Guiding Pin	100	For use between Solo Baffle Anchor products to maintain visual gap between panels
2631 1770	Connect Profile Connector	50	For use when running multiple lengths of Connect Baffle Profile end-to-end
2630 0362	Connect Baffle Profile	20	For attaching Solo Baffle Anchor products to the structure
2647 4174	Connect Adjustable Wire Hanger Wire Length: 2000 mm	24	For hanging attachment of Solo panels to structure (6'-6" in length)
2647 4180	Connect Adjustable Wire Hanger Wire Length: 5000 mm	24	For hanging attachment of Solo panels to structure (16'-4" in length)
2630 0047	Baffle Wall Fixing	24	For attaching Solo Baffles directly to the wall (compatible with Solo Baffle Anchor only)

\*Connect Edge Sealant is available in all standard colors.

### Physical Data

#### MATERIAL

Fiberglass

#### FLAME SPREAD/SMOKE DEV.

Per ASTM E84 — CAN/ULC S102

Flame Spread: 25 or less

Smoke Developed: 50 or less

(Class A per ASTM E1264)

#### ASTM E1264 CLASSIFICATION

ASTM E1264-22: TYPE XII, FORM 2, PATTERN E

ASTM E1264-23: TYPE B, FORM B2, PATTERN E

#### VOC EMISSIONS

Independently certified compliant with California Department of Public Health CDPH/EHLB/Standard Method Version 1.2, 2017.

#### MOLD/MILDEW RESISTANCE

Fiberglass substrate is inherently resistant to the growth of mold and mildew.

#### MAINTENANCE

Wipe with a soft cloth or vacuum with brush attachment. Cleanable with mild detergent.

#### WARRANTY

10-year 104/90 Limited Warranty increases to 15 years when installed with CertainTeed suspension systems. Full warranty information can be found at [certainteed.com/warranty](https://www.certainteed.com/warranty).





# Ecophon® Solo™ Clouds

## FIBERGLASS CLOUDS PANEL

Vertically or horizontally installed, unframed baffles provide sound absorption and design flexibility.

### Features & Benefits

- Free-hanging panel with superior sound absorption and easy installation
- Can be angled up to 60°, layered 4 deep, and quickly demounted when needed
- Frameless panels with fully painted edges enable two-sided sound absorption
- Most shapes can be glued to ceiling/wall or suspended on wall (NRC: 1.00)
- Highly engineered Akutex™ FT surface in white finish has nearly perfect light diffusion (+99%)
- Available in 22 standard colors and a variety of shapes and sizes

### Attributes



SAG RESISTANT



WASHABLE



EMISSION COMPLIANT CERTIFIED



MOLD/MILDEW RESISTANT INHERENT



LR 0.85



FIRE RATING: CLASS A

**SOLO FREEDOM**  
Ecophon Solo Freedom enables endless design possibilities. Design almost any shape based on a 1200 x 1200 or 2400 x 1200 panel.

### CERTIFICATIONS & PRODUCT DECLARATIONS



EPD AVAILABLE



CRADLE-TO-CRADLE: SILVER CERTIFIED

## LEED® v4

RECYCLED CONTENT	54%	
	PRE: 0%	POST: 54%
✓ EQ: Optimize Energy Performance		
✓ EA: Prereq. Min. Energy Performance		
✓ EQ: Interior Lighting		
✓ MR: PBT Source Reduction (Healthcare)		
✓ EQ: Acoustic Performance		
✓ EQ: Low-Emitting Materials		
✓ EQ: Daylight		
✓ MR: Sourcing Raw Materials		
✓ MR: Environmental Product Declarations (EPDs)		
✓ MR: Construction and Demolition Waste Management Planning		
✓ MR: Material Ingredients (C2C)		

LEED® is a registered trademark of the U.S. Green Building Council.

# Ecophon® Solo™ Clouds

## FIBERGLASS CLOUDS PANEL

### Colors

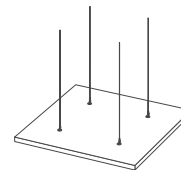


### Configuration Suggestions



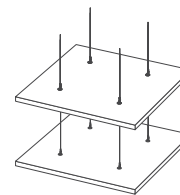
#### INDIVIDUAL SUSPENSION

Individual clouds can be easily suspended using standard factory anchors and adjustable aircraft hanger wire—no special tools required—for a clean, elegant look.



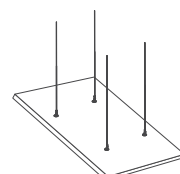
#### STACKED OR LAYERED

For added depth, texture and acoustic control, hang multiple Ecophon Solo clouds in tiered layers. Included hardware and hanger wires can support up to 4 flat or 3 angled panels in one tier.



#### ANGLED




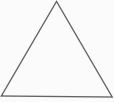
To add a sense of movement to your ceiling design, or to create a sculptural point of interest that doubles as sound absorption, Ecophon Solo clouds can be suspended at varying angles up to 60°.



# Ecophon® Solo™ Clouds




## FIBERGLASS CLOUDS PANEL

FIBERGLASS

Solo Clouds		DIMENSIONS MM(≈ IN.)	AVG SABINS/ UNIT	PIECES/ CARTON	LBS./ CARTON
<b>Solo Square</b>					
	3544 2050	1200 x 1200 x 40 (≈ 48 x 48 x 1-1/2)	22.6	4	62
<b>Solo Circle</b>					
	3544 2262	D800 x 40 (≈ D32 x 1-1/2)	9.4	4	24
	3544 2086	D1200 x 40 (≈ D48 x 1-1/2)	18.6	4	51
<b>Solo Circle XL*</b>					
	3544 2420	D1600 x 40 (≈ D63 x 1-1/2)	31.5	1	24
<b>Solo Triangle</b>					
	3544 2425	1039 x 1200 x 40 (≈ 41 x 48 x 1-1/2)	11.1	4	62

Average Sabins per unit calculations based on 1000 mm depth of system at NRC frequencies.

\*Solo Circle XL ships in 2 pieces

Solo Clouds		DIMENSIONS MM(≈ IN.)	AVG SABINS/ UNIT	PIECES/ CARTON	LBS./ CARTON
<b>Solo Rectangle</b>					
	3544 2077	600 x 2400 x 40 (≈ 24 x 95 x 1-1/2)	22.7	4	65
	3544 2068	1200 x 1800 x 40 (≈ 48 x 72 x 1-1/2)	33.4	2	49
	3544 2051	1200 x 2400 x 40 (≈ 48 x 95 x 1-1/2)	43.3	2	62
	3544 2612	1200 x 3000 x 40 (≈ 48 x 118 x 1-1/2)	51.1	2	78
<b>Solo Trapezoid</b>					
	3544 7245	1168 x 1168 x 40 (≈ 46 x 46 x 1-1/2)	18.6	2	53
<b>Solo Hexagon</b>					
	3544 2254	1040 x 1200 x 40 (≈ 41 x 47 x 1-1/2)	15.9	4	52

## Acoustical Performance

CONFIGURATION	FREQUENCY (HZ)						AVE. SABINS/UNIT @ NRC FREQUENCIES
	125	250	500	1000	2000	4000	
Square†	5.38	9.69	20.45	30.14	30.14	27.99	22.6
Rectangle / 1200x3000	12.92	35.52	39.83	64.43	64.43	61.35	51.1
Rectangle / 1200x2400	9.69	20.45	38.75	57.05	57.05	53.82	43.3
Rectangle / 1200x1800	6.46	16.15	30.14	43.06	44.13	40.90	33.4
Rectangle / 600x2400†	5.38	9.69	20.45	30.14	30.14	27.99	22.7
Circle / 800†	2.15	3.23	8.61	12.92	12.92	11.84	9.4
Circle / 1200†	3.23	8.61	16.15	24.76	24.76	22.60	18.6
Circle XL / 1600	6.46	16.15	26.91	40.90	41.98	40.90	31.5
Triangle†	2.15	4.30	9.69	15.07	15.07	14.00	11.0
Hexagon†	3.23	6.46	14.00	21.53	21.53	19.38	18.6
Trapezoid†	4.44	7.99	16.86	24.86	24.86	23.08	18.6

Average Sabins per unit calculations based on 1000 mm depth of system at NRC frequencies.



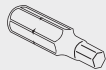





†Glue-up offers a 1.00 NRC, Contact Technical Services for application details.



# Ecophon® Solo™ Clouds

## FIBERGLASS CLOUDS PANEL

### Accessories

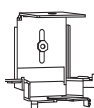
SOLO™ CLOUD		PRODUCT NAME	PIECES/ CARTON	USE
	2647 2270	Connect Absorber Anchor	4	For suspension of Ecophon Solo panels
	2647 2290	Connect Absorber Anchor	24	For suspension of Ecophon Solo panels
	2647 2171	Connect Absorber Anchor Bit	5	4 mm allen key bit for Connect Absorber Anchor
	2647 4174	Connect Adjustable Wire Hanger Wire Length: 2000 mm	24	For hanging attachment of Solo panels to structure (6'-6" in length)
	2647 4180	Connect Adjustable Wire Hanger Wire Length: 5000 mm	24	For hanging attachment of Solo panels to structure (16'-4" in length)
	2630 0691	Connect Edge Sealant White*	1	For re-sealing cut edges (typically 100-150 lf/container); 1 liter Container
	2630 0048	Connect Absorber Bracket	24	For suspension of Solo™ clouds close to structure (50-70 mm). Used with Connect Absorber Anchor.
	2630 0049	Connect Absorber Bracket	24	For suspension of Solo™ clouds close to structure (70-90mm). Used with Connect Absorber Anchor.

\*Connect Edge Sealant is available in all standard colors. Please contact your local Sales Representative or call 800-233-8990.

### Available Hanging Options



Connect  
Adjustable  
Wire Hanger



Connect  
Absorber  
Bracket

### Physical Data

#### MATERIAL

Fiberglass

#### FLAME SPREAD/SMOKE DEV.

Per ASTM E84 — CAN/ULC S102

Flame Spread: 25 or less

Smoke Developed: 50 or less

(Class A per ASTM E1264)

#### ASTM E1264 CLASSIFICATION

ASTM E1264-22: Type XII, Form 2, Pattern E

ASTM E1264-23: Type B, Form B2, Pattern E

#### VOC EMISSIONS

Independently certified compliant with California Department of Public Health CDPH/EHLB/Standard Method Version 1.2, 2017.

#### MOLD/MILDEW RESISTANCE

Fiberglass substrate is inherently resistant to the growth of mold and mildew.

#### INSTALLATION CONSIDERATION

Acoustical calculations based on 600mm spacing and 1000mm depth of system at NRC frequencies.

#### MAINTENANCE

Wipe with a soft cloth or vacuum with brush attachment. Cleanable with mild detergent.

#### WARRANTY

10-year Ecophon Warranty increases to 15 years when installed with CertainTeed suspension systems. Full warranty information can be found at [certainteed.com/warranty](https://www.certainteed.com/warranty).



# Open Plan™

## FIBERGLASS TEXTURED PANEL

A humidity resistant fiberglass panel with excellent sound absorption that is available in a variety of finish textures and colors.

### Features & Benefits

- Excellent sound absorption for speech privacy
- Higher R-Value can reduce energy costs
- Humidity resistant
- Available in durable Nubby glass cloth or cost-effective Elite vinyl
- Foil backing available as an option for increased CAC
- 30-Year System Warranty when installed with CertainTeed suspension systems

### Attributes

<b>SAG RESISTANT</b>	<b>MOLD/MILDEW RESISTANT INHERENT</b>	<b>LR 0.03-0.84</b>	<b>RECYCLED CONTENT 31% - 46%</b>



## LEED® v4

RECYCLED CONTENT		
1"	31%	
	PRE: 0%	POST: 31%
1.5"	36%	
	PRE: 0%	POST: 36%
3"	46%	
	PRE: 0%	POST: 46%

- ✓ MR: PBT Source Reduction (Healthcare)
- ✓ EQ: Acoustic Performance
- ✓ EQ: Prereq. Min. Acoustic Performance (Schools)
- ✓ EQ: Daylight
- ✓ MR: Sourcing Raw Materials
- ✓ MR: Environmental Product Declarations (EPDs)
- ✓ MR: Construction and Demolition Waste Management Planning

LEED® is a registered trademark of the U.S. Green Building Council.

### CERTIFICATIONS & PRODUCT DECLARATIONS



EPD AVAILABLE

### Colors



White Nubby





White Elite




Black Nubby


### White Nubby

			FORMAT	DIMENSIONS (IN.)	NRC	CAC*	LR	RECYCLED CONTENT	PIECES/CARTON	SQ. FT./CARTON	LBS./CARTON	CARTONS/PALLET
Trim												
	NRC 1.00	1462-NBY-1	Panels	24 x 24 x 1-1/2	1.00	26	0.84	36%	16	64	34	14
		1460-NBY-1	Panels	24 x 48 x 1-1/2	1.00	26	0.84	36%	8	64	34	14
		1469-NBY-1	Panels	30 x 60 x 1-1/2	1.00	26	0.84	36%	8	100	52	14
		1470-NBY-1	Panels	60 x 60 x 1-1/2	1.00	26	0.84	36%	8	200	104	7
		1466-NBY-1	Planks	24 x 96 x 1-1/2	1.00	26	0.84	36%	8	128	67	10
	NRC .95	1442-NBY-1	Panels	24 x 24 x 1	0.95	25	0.84	31%	24	96	34	14
		1440-NBY-1	Panels	24 x 48 x 1	0.95	25	0.84	31%	12	96	34	14
		1444-NBY-1	Panels	48 x 48 x 1	0.95	25	0.84	31%	12	192	67	7
		1446-NBY-1	Planks	24 x 96 x 1	0.95	25	0.84	31%	12	192	67	10


### Black Nubby

			FORMAT	DIMENSIONS (IN.)	NRC	CAC*	LR	RECYCLED CONTENT	PIECES/CARTON	SQ. FT./CARTON	LBS./CARTON	CARTONS/PALLET
Trim												
	NRC .95	1442-NBY-5	Panels	24 x 24 x 1	0.95	25	0.03	31%	24	96	34	14
		1440-NBY-5	Panels	24 x 48 x 1	0.95	25	0.03	31%	12	96	34	14
		1444-NBY-5	Panels	48 x 48 x 1	0.95	25	0.03	31%	12	192	67	7
		1446-NBY-5	Planks	24 x 96 x 1	0.95	25	0.03	31%	12	192	67	10

### White Elite Perforated

			FORMAT	DIMENSIONS (IN.)	NRC	CAC*	LR	RECYCLED CONTENT	PIECES/CARTON	SQ. FT./CARTON	LBS./CARTON	CARTONS/PALLET
Trim												
	NRC 1.05	1492-ELTP-1	Panels	24 x 24 x 3	1.05	30	0.82	46%	4	32	32	14
		1490-ELTP-1	Panels	24 x 48 x 3	1.05	30	0.82	46%	4	32	32	14

### White Elite Unperforated

			FORMAT	DIMENSIONS (IN.)	NRC	CAC*	LR	RECYCLED CONTENT	PIECES/CARTON	SQ. FT./CARTON	LBS./CARTON	CARTONS/PALLET
Trim												
	NRC .95	1492-ELT-1	Panels	24 x 24 x 3	0.95	26	0.82	46%	8	32	32	14
		1490-ELT-1	Panels	24 x 48 x 3	0.95	26	0.82	46%	4	32	32	7

\*CAC foil-backing available at additional charge. Add an F to the end of the item number. Contact Customer Support for lead times.

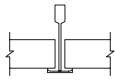
CAN'T FIND A SIZE? Contact your local Sales Representative or call 800-233-8990



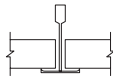
# Open Plan™

## FIBERGLASS TEXTURED PANEL

### Edge Details



Trim  
9/16" EZ Stab  
Elite Narrow



Trim  
15/16" EZ Stab  
Classic

### Physical Data

#### MATERIAL

Fiberglass

#### R-VALUE

3-inch offers 13.60 / 1.5-inch offers 6.50

#### FLAME SPREAD/SMOKE DEV.

Per ASTM E84 — CAN/ULC S102

Flame Spread: 25 or less

Smoke Developed: 50 or less

(Class A per ASTM E1264)

#### ASTM E1264 CLASSIFICATION

ASTM E1264-22:

(Perforated)-Type XII, Form 1, Pattern E

ASTM E1264-22:

(Un-perf & Nubby)-Type XII, Form 1, Pattern F

ASTM E1264-23:

(Perforated)-Type B, Form B3, Pattern E

ASTM E1264-23:

(Un-perf & Nubby)-Type B, Form B3, Pattern F

#### MAINTENANCE

Wipe with a soft cloth or vacuum with brush attachment.

#### MOLD/MILDEW RESISTANCE

Fiberglass substrate is inherently resistant to the growth of mold and mildew.

#### WARRANTY

10-year 104/90 Limited Warranty increases to 30 years when installed with CertainTeed suspension systems. Full warranty information can be found at [certainteed.com/warranty](https://certainteed.com/warranty).





# Symphony® f

## FIBERGLASS SMOOTH PANEL

The Symphony line provides a complete line of ultra-durable acoustic solutions with a consistent, smooth ceiling visual. Combine Symphony and Adagio® products for targeted acoustics within the same space.

### Features & Benefits

- Superior sound absorption (NRC 0.90-1.00)
- Superior sound attenuation (39-42 CAC) with optional CAC On-Lay Backer (Sold-separately)
- Certified clean room component to ISO Class 4 (highest among comparable products)
- Surface washability exceeds 1,000 cycles with sanitizing chemicals
- Exceeds FGI guidelines for cleanability and acoustic performance
- 30-Year System Warranty when installed with CertainTeed suspension systems
- **SmartFit panels available** – fully fabricated off-the-shelf solution to accommodate linear lighting, ventilation and utility areas with standard components
- **CertaSize® program** – non-standard sizes made to order on select products. Lead time varies. Contact your local sales rep or Customer Support

### Attributes

					
SAG RESISTANT	BIOSHIELD® MOLD/MILDEW RESISTANT	EMISSION COMPLIANT CERTIFIED	WASHABLE W/ SANITIZING CHEMICALS	LR 0.90	RECYCLED CONTENT 29-35%

### CERTIFICATIONS & PRODUCT DECLARATIONS

	
EPD AVAILABLE	HPD AVAILABLE


## LEED® v4

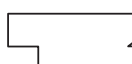
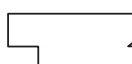
RECYCLED CONTENT	up to 35%
✓	EA: Optimize Energy Performance
✓	EA: Prereq. Min. Energy Performance
✓	EQ: Interior Lighting
✓	MR: PBT Source Reduction (Healthcare)
✓	EQ: Acoustic Performance
✓	EQ: Prereq. Min. Acoustic Performance (Schools)
✓	EQ: Low-Emitting Materials
✓	EQ: Daylight
✓	MR: Material Ingredients (HPDs)
✓	MR: Sourcing Raw Materials
✓	MR: Environmental Product Declarations (EPDs)
✓	MR: Construction and Demolition Waste Management Planning

LEED® is a registered trademark of the U.S. Green Building Council.



## FIBERGLASS SMOOTH PANEL

Symphony f		FORMAT	DIMENSIONS (IN.)	NRC	CAC	RECYCLED CONTENT	PIECES/CARTON	SQ. FT./CARTON	LBS./CARTON	CARTONS/PALLET	
Trim											
	NRC 1.00	1362-IOF-1	Panels	24 x 24 x 1-1/2	1.00	25	35%	16	64	34	14
	NRC 1.00	1360-IOF-1	Panels	24 x 48 x 1-1/2	1.00	25	35%	8	64	34	14
	NRC .95	1342-IOF-1	Panels	24 x 24 x 1	0.95	23/39*	31%	24	96	34	14
		1340-IOF-1	Panels	24 x 48 x 1	0.95	23/42*	31%	12	96	42	14
		1343-IOF-1	Panels	30 x 30 x 1	0.95	23	31%	12	75	26	28
		1349-IOF-1	Panels	30 x 60 x 1	0.95	23	31%	12	150	52	14
		1344-IOF-1	Panels	48 x 48 x 1	0.95	23	31%	12	192	67	7
		1342-IOF-1F	Panels - CAC Foil Backing	24 x 24 x 1	0.95	24*	31%	24	96	34	14
		1340-IOF-1F	Panels - CAC Foil Backing	24 x 48 x 1	0.95	27*	31%	12	96	42	14
		1343-IOF-1F	Panels - CAC Foil Backing	30 x 30 x 1	0.95	27*	31%	12	75	26	28
		1362-IOF-1F	Panels - CAC Foil Backing	24 x 24 x 1-1/2	1.00	27*	35%	16	64	34	14
		1360-IOF-1F	Panels - CAC Foil Backing	24 x 48 x 1-1/2	1.00	27*	35%	8	64	34	14
		1347-IOF-1	Planks	20 x 60 x 1	0.95	23	31%	12	100	35	21
		1341-IOF-1	Planks	24 x 60 x 1	0.95	23	31%	12	120	43	14
		1358-IOF-1	Planks	24 x 72 x 1	0.95	23	31%	12	144	51	20
		1346-IOF-1	Planks	24 x 96 x 1	0.95	23	31%	12	192	67	10
		13404-48-IOF-1	SmartFit	4 x 48 x 1	0.95	—	31%	72	96	34	14
		13404-60-IOF-1	SmartFit	4 x 60 x 1	0.95	—	32%	72	120	42	14
		13404-72-IOF-1	SmartFit	4 x 72 x 1	0.95	—	31%	72	144	50	14
		13406-48-IOF-1	SmartFit	6 x 48 x 1	0.95	—	31%	48	96	34	14
		13406-60-IOF-1	SmartFit	6 x 60 x 1	0.95	—	31%	48	120	42	14
		13406-72-IOF-1	SmartFit	6 x 72 x 1	0.95	—	31%	48	144	50	14
		13412-48-IOF-1	SmartFit	12 x 48 x 1	0.95	—	31%	24	96	34	14
		13412-60-IOF-1	SmartFit	12 x 60 x 1	0.95	—	31%	24	120	42	14
		13412-72-IOF-1	SmartFit	12 x 72 x 1	0.95	—	31%	24	144	50	14
	NRC .90	1322-IOF-1	Panels	24 x 24 x 3/4	0.90	—	30%	32	128	34	14
	NRC .90	1320-IOF-1	Panels	24 x 48 x 3/4	0.90	—	30%	16	128	42	14

Reveal											
	NRC 1.00	1362B-IOF-1	Panels	24 x 24 x 1-1/2	1.00	25	33%	16	64	34	14
		1360B-IOF-1	Panels	24 x 48 x 1-1/2	1.00	25	33%	8	64	34	14
	NRC .95	1342B-IOF-1	Panels	24 x 24 x 1	0.95	23/39*	30%	24	96	34	14
		13424-44B-IOF-1	Panels	24 x 44 x 1	0.95	23	30%	12	88	39	14
		1340B-IOF-1	Panels	24 x 48 x 1	0.95	23/42*	30%	12	96	42	14
		1343B-IOF-1	Panels	30 x 30 x 1	0.95	23	30%	12	75	26	28
		1349B-IOF-1	Panels	30 x 60 x 1	0.95	23	30%	12	150	52	14
		1344B-IOF-1	Panels	48 x 48 x 1	0.95	23	30%	12	192	67	7
		1342B-IOF-1F	Panels - CAC Foil Backing	24 x 24 x 1	0.95	26*	30%	24	96	34	14
		1340B-IOF-1F	Panels - CAC Foil Backing	24 x 48 x 1	0.95	27*	30%	12	96	42	14
		1347B-IOF-1	Planks	20 x 60 x 1	0.95	23	30%	12	100	35	21
	1341B-IOF-1	Planks	24 x 60 x 1	0.95	23	30%	12	120	43	14	

\*Optional CAC On-Lay Backer: CertainTeed Protectone panels (ordered & sold separately)

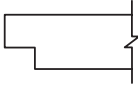
\*CAC range of 26-27 achieved with CAC foil backing.


The CAC foil-backed products explicitly listed on this sheet are available as standard order offerings. CAC Foil Backing is available for the rest of the Symphony f line as a special order.

CAN'T FIND A SIZE? Contact your local Sales Representative or call 800-233-8990

## FIBERGLASS SMOOTH PANEL

### SYMPHONY f

SYMPHONY <i>f</i>		FORMAT	DIMENSIONS (IN.)	NRC	CAC	RECYCLED CONTENT	PIECES/CARTON	SQ. FT./CARTON	LBS./CARTON	CARTONS/PALLET	
Reveal (Continued)											
	NRC .95	1358B-IOF-1	Planks	24 x 72 x 1	0.95	23	30%	12	144	51	14
		1346B-IOF-1	Planks	24 x 96 x 1	0.95	23	30%	12	192	65	14
		13404-48B-IOF-1	SmartFit	4 x 48 x 1	0.95	—	30%	72	96	34	14
		13404-60B-IOF-1	SmartFit	4 x 60 x 1	0.95	—	30%	72	120	42	14
		13404-72B-IOF-1	SmartFit	4 x 72 x 1	0.95	—	30%	72	144	50	14
		13406-48B-IOF-1	SmartFit	6 x 48 x 1	0.95	—	30%	48	96	34	14
		13406-60B-IOF-1	SmartFit	6 x 60 x 1	0.95	—	30%	48	120	42	14
		13406-72B-IOF-1	SmartFit	6 x 72 x 1	0.95	—	30%	48	144	50	14
		13412-24B-IOF-1	SmartFit	12 x 24 x 1	0.95	—	30%	24	48	17	28
		13412-48B-IOF-1	SmartFit	12 x 48 x 1	0.95	—	30%	24	96	34	14
		13412-60B-IOF-1	SmartFit	12 x 60 x 1	0.95	—	30%	24	120	42	14
		13412-72B-IOF-1	SmartFit	12 x 72 x 1	0.95	—	30%	24	144	50	14

Narrow Reveal												
	NRC 1.00	1362F-IOF-1	Panels	24 x 24 x 1-1/2	1.00	25	33%	16	64	34	14	
		1360F-IOF-1	Panels	24 x 48 x 1-1/2	1.00	25	33%	8	64	34	14	
		NRC .95	1342F-IOF-1	Panels	24 x 24 x 1	0.95	23/39*	29%	24	96	34	14
			1340F-IOF-1	Panels	24 x 48 x 1	0.95	23/42*	29%	12	96	42	14
			1343F-IOF-1	Panels	30 x 30 x 1	0.95	23	29%	12	75	26	28
			13430-54F-IOF-1	Panels	30 x 54 x 1	0.95	23	29%	12	135	49	14
			1349F-IOF-1	Panels	30 x 60 x 1	0.95	23	29%	12	150	52	14
			13442-48F-IOF-1	Panels	42 x 48 x 1	0.95	23	29%	12	168	60	7
			1344F-IOF-1	Panels	48 x 48 x 1	0.95	23	29%	12	192	67	7
			1342F-IOF-1F	Panels - CAC Foil Backing	24 x 24 x 1	0.95	26*	29%	24	96	34	14
	1347F-IOF-1		Planks	20 x 60 x 1	0.95	23	29%	12	100	35	21	
	1341F-IOF-1		Planks	24 x 60 x 1	0.95	23	29%	12	120	43	14	
	1358F-IOF-1		Planks	24 x 72 x 1	0.95	23	29%	12	144	51	14	
	1346F-IOF-1		Planks	24 x 96 x 1	0.95	23	29%	12	192	65	10	
	13404-48F-IOF-1		SmartFit	4 x 48 x 1	0.95	—	29%	72	96	34	14	
	13404-60F-IOF-1		SmartFit	4 x 60 x 1	0.95	—	29%	72	120	42	14	
	13404-72F-IOF-1		SmartFit	4 x 72 x 1	0.95	—	29%	72	144	50	14	
	13406-48F-IOF-1	SmartFit	6 x 48 x 1	0.95	—	29%	48	96	34	14		
	13406-60F-IOF-1	SmartFit	6 x 60 x 1	0.95	—	29%	48	120	42	14		
	13406-72F-IOF-1	SmartFit	6 x 72 x 1	0.95	—	29%	48	144	50	14		
	13406-96F-IOF-1	SmartFit	6 x 96 x 1	0.95	—	29%	48	192	67	14		
	13412-24F-IOF-1	SmartFit	12 x 24 x 1	0.95	—	29%	24	48	17	28		
	13412-48F-IOF-1	SmartFit	12 x 48 x 1	0.95	—	29%	24	96	34	14		
	13412-60F-IOF-1	SmartFit	12 x 60 x 1	0.95	—	29%	24	120	42	14		
	13412-72F-IOF-1	SmartFit	12 x 72 x 1	0.95	—	29%	24	144	50	14		


\*Optional CAC On-Lay Backer: CertainTeed Protectone panels (ordered & sold separately)

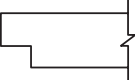
\*CAC range of 26-27 achieved with CAC foil backing.


The CAC foil-backed products explicitly listed on this sheet are available as standard order offerings. CAC Foil Backing is available for the rest of the Symphony f line as a special order.

CAN'T FIND A SIZE? Contact your local Sales Representative or call 800-233-8990

## FIBERGLASS SMOOTH PANEL

Symphony f			FORMAT	DIMENSIONS (MM)	NRC	CAC	RECYCLED CONTENT	PIECES/CARTON	SQ. M/CARTON	LBS./CARTON	CARTONS/PALLET
Metric Trim											
	NRC 1.00	1362M-IOF-1	Panels	600 x 600 x 38	1.00	25	35%	16	5.8	34	14
		1360M-IOF-1	Panels	600 x 1200 x 38	1.00	25	35%	8	5.8	34	14
		1360M-IOF-1F	Panels - CAC Foil Backing	600 x 1200 x 38	1.00	27*	35%	8	5.8	34	14
	NRC .95	1340M-IOF-1F	Panels - CAC Foil Backing	600 x 1200 x 25	0.95	27*	31%	12	8.6	34	14
		1347M-IOF-1	Panels	500 x 1500 x 25	0.95	23	30%	12	9	35	21
		1342M-IOF-1	Panels	600 x 600 x 25	0.95	23	30%	24	8.6	33	14
		1343M-IOF-1	Panels	750 x 750 x 25	0.95	23	31%	12	6.8	26	28
		1344M-IOF-1	Panels	1200 x 1200 x 25	0.95	23	31%	12	17.3	67	7
		1340M-IOF-1	Panels	600 x 1200 x 25	0.95	23	31%	12	8.6	34	14
	NRC .90	1322M-IOF-1	Panels	600 x 600 x 19	0.90	—	30%	16	11.5	34	14
		1320M-IOF-1	Panels	600 x 1200 x 19	0.90	—	30%	16	11.5	34	14

Metric Reveal											
	NRC 1.00	1362MB-IOF-1F	Panels - CAC Foil Backing	600 x 600 x 38	1.00	25*	33%	16	5.8	34	14
		1347MB-IOF-1	Panels	500 x 1500 x 25	0.95	23	30%	12	9	35	21
	NRC .95	1342MB-IOF-1	Panels	600 x 600 x 25	0.95	23	30%	24	8.6	40	14
		1340MB-IOF-1	Panels	600 x 1200 x 25	0.95	23	30%	12	8.6	42	14
		1343MB-IOF-1	Panels	750 x 750 x 25	0.95	23	30%	12	6.8	26	28
		1344MB-IOF-1	Panels	1200 x 1200 x 25	0.95	23	30%	12	17.3	67	7
		1342MB-IOF-1F	Panels - CAC Foil Backing	600 x 600 x 25	0.95	26*	30%	24	8.6	40	14


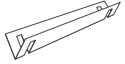
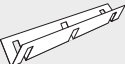
Metric Narrow Reveal											
	NRC 1.00	1362MF-IOF-1	Panels	600 x 600 x 38	1.00	25	33%	16	5.8	34	14
		1347MF-IOF-1	Panels	500 x 1500 x 25	0.95	23	29%	12	9	35	21
	NRC .95	1342MF-IOF-1	Panels	600 x 600 x 25	0.95	23	29%	24	8.6	40	14
		1340MF-IOF-1	Panels	600 x 1200 x 25	0.95	23	29%	12	8.6	34	14
		1343MF-IOF-1	Panels	750 x 750 x 25	0.95	23	29%	12	6.8	26	28
		1344MF-IOF-1	Panels	1200 x 1200 x 25	0.95	23	29%	12	17.3	67	7
		1342MF-IOF-1F	Panels - CAC Foil Backing	600 x 600 x 25	0.95	26*	29%	24	8.6	40	14

\* CAC range of 26-27 achieved with CAC foil backing.

The CAC foil-backed products explicitly listed on this sheet are available as standard order offerings. CAC Foil Backing is available for the rest of the Symphony f line as a special order.

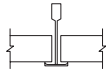
CAN'T FIND A SIZE? Contact your local Sales Representative or call 800-233-8990

### Accessories

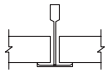
SYMPHONY f ACCESSORIES		PRODUCT NAME	PIECES/CARTON	USE
	1400-SEL-1	Fiberglass Edge Sealant	1	For re-sealing cut edges; 1 quart container
	STBAR-2	2' Stabilizer Bar	40	Recommended for all 2x5, 2x6 and 2x8 narrow reveal installations; typically 1 pc./panel for 2x5, 2x6, 2 pc./panel for 2x8
	STBAR-4	4' Stabilizer Bar	40	Recommended for all 2x6 and 2x8 narrow reveal installations; typically 1 pc./panel for 2x6, 2 pc./panel for 2x8



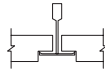
### Edge Details



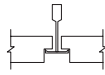
Trim  
9/16" EZ Stab  
Elite Narrow



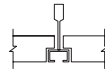
Trim  
15/16" EZ Stab  
Classic



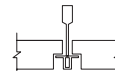
Reveal  
15/16" EZ Stab  
Classic



Narrow Reveal  
9/16" EZ Stab  
Elite Narrow



Narrow Reveal  
9/16" EZ Stab  
Bolt Slot



Narrow Reveal  
9/16" EZ Stab  
Tier Drop

### Physical Data

#### MATERIAL

Fiberglass

#### FLAME SPREAD/SMOKE DEV.

Per ASTM E84 — CAN/ULC S102

Flame Spread: 25 or less

Smoke Developed: 50 or less

(Class A per ASTM E1264)

#### ASTM E1264 CLASSIFICATION

ASTM E1264-22: Type XII, Form 2, Pattern G

ASTM E1264-23: Type B, Form B2, Pattern G

#### VOC EMISSIONS

Independently certified compliant with California Department of Public Health CDPH/EHLB/Standard Method Version 1.2, 2017.

#### MOLD/MILDEW RESISTANCE

Fiberglass substrate is inherently resistant to the growth of mold and mildew.

#### MAINTENANCE

Clean panel using a sponge/cloth dampened with water and mild liquid detergent solution. Do not soak panel. Cleanable with sanitizing chemicals.

#### WARRANTY

10-year 104/90 Limited Warranty increases to 30 years when installed with CertainTeed suspension systems. Full warranty information can be found at [certainteed.com/warranty](https://www.certainteed.com/warranty).



Photo: ©Chris Cooper



# Symphony® f Rx

## FIBERGLASS SMOOTH PANEL

The Symphony f Rx line provides a white, clean, monolithic ceiling visual. Superior stain resistance and water repellency make this product ideal for healthcare and kitchen applications.

### Features & Benefits

- Superior sound absorption (NRC 0.95)
- Superior stain resistance and water repellency
- Certified clean room component to ISO Class 4 (highest among comparable products)
- Washable with most sanitizing solutions and wash-tested to 2,000 wash cycles
- Exceeds FGI guidelines for cleanability and acoustic performance in most healthcare applications
- Satisfies USDA/FSIS guidelines for sanitary applications (commercial kitchens)
- VOC compliant to CDPH v1.2, 2017
- 30-Year System Warranty when installed with CertainTeed suspension systems

### Attributes

SAG RESISTANT	BIOSHIELD® MOLD/MILDEW RESISTANT	EMISSION COMPLIANT CERTIFIED	WASHABLE W/ SANITIZING CHEMICALS	LR 0.90	RECYCLED CONTENT 29-31%

### CERTIFICATIONS & PRODUCT DECLARATIONS

EPD AVAILABLE	HPD AVAILABLE

## LEED® v4




RECYCLED CONTENT	up to 31%
✓	EA: Optimize Energy Performance
✓	EA: Prereq. Min. Energy Performance
✓	EQ: Interior Lighting
✓	MR: PBT Source Reduction (Healthcare)
✓	EQ: Acoustic Performance
✓	EQ: Prereq. Min. Acoustic Performance (Schools)
✓	EQ: Low-Emitting Materials
✓	EQ: Daylight
✓	MR: Material Ingredients (HPDs)
✓	MR: Sourcing Raw Materials
✓	MR: Environmental Product Declarations (EPDs)
✓	MR: Construction and Demolition Waste Management Planning

LEED® is a registered trademark of the U.S. Green Building Council.



# Symphony® f Rx

## FIBERGLASS SMOOTH PANEL


Symphony f Rx		FORMAT		DIMENSIONS (IN.)	NRC	CAC	RECYCLED CONTENT	PIECES/CARTON	SQ. FT./CARTON	LBS./CARTON	CARTONS/PALLET
Trim											
	NRC .95	1342-RXS-1	Panels	24 x 24 x 1	0.95	23/39*	31%	24	96	34	14
		1340-RXS-1	Panels	24 x 48 x 1	0.95	23/42*	31%	12	96	34	14
Reveal											
	NRC .95	1342B-RXS-1	Panels	24 x 24 x 1	0.95	23/39*	29%	24	96	42	14
		1340B-RXS-1	Panels	24 x 48 x 1	0.95	23/42*	29%	12	96	42	14
Narrow Reveal											
	NRC .95	1342F-RXS-1	Panels	24 x 24 x 1	0.95	23/39*	29%	24	96	42	14
		1340F-RXS-1	Panels	24 x 48 x 1	0.95	23/42*	29%	12	96	42	14

\*Optional CAC On-Lay Backer: CertainTeed Protectone panels (ordered & sold separately)

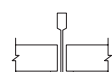
CAC range of 26-27 achieved with CAC foil backing. CAC Foil Backing is available for the Symphony f Rx line as a special order.

CAN'T FIND A SIZE? Contact your local Sales Representative or call 800-233-8990

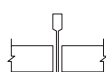
## Accessories

SYMPHONY® f ACCESSORIES		PRODUCT NAME	PIECES/CARTON	USE
	1400-SEL-1	Fiberglass Edge Sealant	1	For re-sealing cut edges; 1 quart container

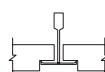
## Edge Details



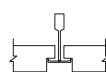
Trim  
9/16" EZ Stab  
Elite Narrow



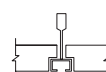
Trim  
15/16" EZ Stab  
Classic



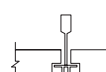
Reveal  
15/16" EZ Stab  
Classic



Narrow Reveal  
9/16" EZ Stab  
Elite Narrow



Narrow Reveal  
9/16" EZ Stab  
Bolt Slot



Narrow Reveal  
9/16" EZ Stab  
Tier Drop

## Physical Data

### MATERIAL

Fiberglass

### FLAME SPREAD/SMOKE DEV.

Per ASTM E84 — CAN/ULC S102

Flame Spread: 25 or less

Smoke Developed: 50 or less

(Class A per ASTM E1264)

### ASTM E1264 CLASSIFICATION

ASTM E1264-22: Type XII, Form 2, Pattern G

ASTM E1264-23: Type B, Form B2, Pattern G

### VOC EMISSIONS

Independently certified compliant with

California Department of Public Health

CDPH/EHLB/Standard Method

Version 1.2, 2017.

### MOLD/MILDEW RESISTANCE

Fiberglass substrate is inherently resistant to

the growth of mold and mildew.

### MAINTENANCE

Wash tested to 2,000+ cycles. Cleanable

with sanitizing chemicals.

### WARRANTY

10-year 104/95 Limited Warranty

increases to 30 years when installed

with CertainTeed suspension systems.

Full warranty information can be

found at [certainteed.com/warranty](https://www.certainteed.com/warranty).



# Theatre® Black f

## FIBERGLASS SMOOTH PANEL

For theatres, salons or galleries, this fiberglass panel offers exceptional acoustic and aesthetic qualities.

### Features & Benefits

- Specifically developed to meet acoustical requirements for theater applications
- High humidity and inherent mold resistance are perfect for high volume spaces
- Dyed-matte finish provides extremely low surface gloss when compared to panels with a painted finish
- 30-Year System Warranty when installed with CertainTeed suspension systems

### Attributes



SAG RESISTANT



MOLD/MILDEW  
RESISTANT  
INHERENT



LR 0.03



RECYCLED  
CONTENT  
33%



## LEED® v4

RECYCLED CONTENT	33%	
	PRE: 0%	POST: 33%
✓	MR: PBT Source Reduction (Healthcare)	
✓	EQ: Acoustic Performance	
✓	EQ: Prereq. Min. Acoustic Performance (Schools)	
✓	MR: Sourcing Raw Materials	
✓	MR: Environmental Product Declarations (EPDs)	
✓	MR: Construction and Demolition Waste Management Planning	
✓	MR: Material Ingredients (HPDs)	

LEED® is a registered trademark of the U.S. Green Building Council.

### CERTIFICATIONS & PRODUCT DECLARATIONS




HPD AVAILABLE



EPD AVAILABLE

# Theatre® Black f

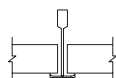
## FIBERGLASS SMOOTH PANEL

Theatre® Black f			FORMAT	DIMENSIONS (IN.)	NRC	CAC	RECYCLED CONTENT	PIECES/CARTON	SQ. FT./CARTON	LBS./CARTON	CARTONS/PALLET
Trim											
	NRC .95	1942-THB-5	Panels	24 x 24 x 1	0.95	—	33%	24	96	34	14
		1940-THB-5	Panels	24 x 48 x 1	0.95	—	33%	12	96	34	14
	NRC .80	1912-THB-5	Panels	24 x 24 x 5/8	0.80	—	33%	32	128	22	18
		1910-THB-5	Panels	24 x 48 x 5/8	0.80	—	33%	16	128	22	18

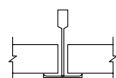
CAC range of 20-25 achieved with CAC foil backing. CAC Foil Backing is available for the entire Theatre Black f line as a special order.

**CAN'T FIND A SIZE?** Contact your local Sales Representative or call 800-233-8990

### Edge Details



Trim  
9/16" EZ Stab  
Elite Narrow



Trim  
15/16" EZ Stab  
Classic

### Physical Data

#### MATERIAL

Fiberglass

#### FLAME SPREAD/SMOKE DEV.

Per ASTM E84 — CAN/ULC S102

Flame Spread: 25 or less

Smoke Developed: 50 or less

(Class A per ASTM E1264)

#### ASTM E1264 CLASSIFICATION

ASTM E1264-22: Type XII, Form 2, Pattern G

ASTM E1264-23: Type B, Form B2, Pattern G

#### MAINTENANCE

Wipe with a soft cloth or vacuum with brush attachment.

#### MOLD/MILDEW RESISTANCE

Fiberglass substrate is inherently resistant to the growth of mold and mildew.

#### WARRANTY

10-year 104/95 Limited Warranty increases to 30 years when installed with CertainTeed suspension systems. Full warranty information can be found at [certainteed.com/warranty](https://certainteed.com/warranty).



# Versatone™







## FIBERGLASS TEXTURED PANEL

A high NRC fiberglass panel ideally suited for environments where economical installation, VOC compliance and low maintenance are primary considerations.

### Features & Benefits

- VOC compliant to CDPH v1.2, 2017
- Complies with LEED v4 for Schools classroom acoustics prerequisite
- Embossed PVC-vinyl facer on fiberglass
- Excellent sound absorption
- High humidity resistance
- Ideal for economical installation and low maintenance environments
- 30-Year System Warranty when installed with CertainTeed suspension systems

### Attributes

					
SAG RESISTANT	MOLD/MILDEW RESISTANT INHERENT	LR 0.73-0.79	RECYCLED CONTENT 35%	EMISSION COMPLIANT CERTIFIED	WASHABLE



## LEED® v4

RECYCLED CONTENT	35%	
	PRE: 0%	POST: 35%
✓	MR: PBT Source Reduction (Healthcare)	
✓	EQ: Acoustic Performance	
✓	EQ: Prereq. Min. Acoustic Performance (Schools)	
✓	EQ: Low-Emitting Materials	
✓	EQ: Daylight	
✓	MR: Sourcing Raw Materials	
✓	MR: Environmental Product Declarations (EPDs)	
✓	MR: Construction and Demolition Waste Management Planning	

LEED® is a registered trademark of the U.S. Green Building Council.

### CERTIFICATIONS & PRODUCT DECLARATIONS



EPD AVAILABLE

### Colors



White Astra



Black Astra




White Stipple




White Vintage

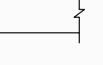
### Versatone Black Astra

			FORMAT	DIMENSIONS (IN.)	NRC	CAC	LR	RECYCLED CONTENT	PIECES/CARTON	SQ. FT./CARTON	LBS./CARTON	CARTONS/PALLET
Trim												
	NRC .70	1532-AST-5	Panels	24 x 24 x 5/8	0.70	—	—	35%	32	128	22	18
		1530-AST-5	Panels	24 x 48 x 5/8	0.70	—	—	35%	16	128	22	18


### Versatone White Astra

			FORMAT	DIMENSIONS (IN.)	NRC	CAC	LR	RECYCLED CONTENT	PIECES/CARTON	SQ. FT./CARTON	LBS./CARTON	CARTONS/PALLET
Trim												
	NRC .70	1532-AST-1	Panels	24 x 24 x 5/8	0.70	—	0.78	35%	32	128	22	18
		1530-AST-1	Panels	24 x 48 x 5/8	0.70	—	0.78	35%	16	128	22	18

### Versatone White Stipple

			FORMAT	DIMENSIONS (IN.)	NRC	CAC	LR	RECYCLED CONTENT	PIECES/CARTON	SQ. FT./CARTON	LBS./CARTON	CARTONS/PALLET
Trim												
	NRC .70	1532-STP-1	Panels	24 x 24 x 5/8	0.70	—	0.73	35%	32	128	22	18
		1530-STP-1	Panels	24 x 48 x 5/8	0.70	—	0.73	35%	16	128	22	18

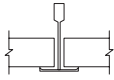
### Versatone White Vintage

			FORMAT	DIMENSIONS (IN.)	NRC	CAC	LR	RECYCLED CONTENT	PIECES/CARTON	SQ. FT./CARTON	LBS./CARTON	CARTONS/PALLET
Trim												
	NRC .70	1532-VIN-1	Panels	24 x 24 x 5/8	0.70	—	0.79	35%	32	128	22	18
		1530-VIN-1	Panels	24 x 48 x 5/8	0.70	—	0.79	35%	16	128	22	18

CAN'T FIND A SIZE? Contact your local Sales Representative or call 800-233-8990.

## FIBERGLASS TEXTURED PANEL

### Edge Details



Trim  
15/16" EZ Stab  
Classic

### Physical Data

#### MATERIAL

Fiberglass

#### FLAME SPREAD/SMOKE DEV.

Per ASTM E84 — CAN/ULC S102

Flame Spread: 25 or less

Smoke Developed: 50 or less

(Class A per ASTM E1264)

#### ASTM E1264 CLASSIFICATION

ASTM E1264-22: Type XII, Form 1, Pattern I

ASTM E1264-23: Type B, Form B3, Pattern I

#### VOC EMISSIONS

Independently certified compliant with

California Department of Public Health

CDPH/EHLB/Standard Method

Version 1.2, 2017.

#### MOLD/MILDEW RESISTANCE

Fiberglass substrate is inherently resistant to the growth of mold and mildew.

#### MAINTENANCE

Wipe with a soft cloth or vacuum

with brush attachment

#### WARRANTY

10-year 104/90 Limited Warranty

increases to 30 years when installed

with CertainTeed suspension systems.

Full warranty information can be found at [certainteed.com/warranty](https://certainteed.com/warranty).







# Data Center Black

## FIBERGLASS SMOOTH PANEL

For Data Centers, this fiberglass panel offers exceptional acoustic and aesthetic qualities.

### Features & Benefits

- Specifically developed to meet acoustical requirements for data center applications
- High humidity and inherent mold resistance are perfect for high volume spaces
- Dyed-matte finish provides extremely low surface gloss when compared to panels with a painted finish
- Factory-sized to easily install into 1.5” and 2” structural grid modules for Data Centers

### Attributes



SAG RESISTANT



MOLD/MILDEW  
RESISTANT  
INHERENT



LR 0.03



RECYCLED  
CONTENT  
33%



## LEED® v4

RECYCLED CONTENT	33%	
	PRE: 0%	POST: 33%
✓	MR: PBT Source Reduction (Healthcare)	
✓	EQ: Acoustic Performance	
✓	EQ: Prereq. Min. Acoustic Performance (Schools)	
✓	MR: Sourcing Raw Materials	
✓	MR: Environmental Product Declarations (EPDs)	
✓	MR: Construction and Demolition Waste Management Planning	
✓	MR: Material Ingredients (HPDs)	

LEED® is a registered trademark of the U.S. Green Building Council.

### CERTIFICATIONS & PRODUCT DECLARATIONS




HPD AVAILABLE



EPD AVAILABLE

# Data Center Black

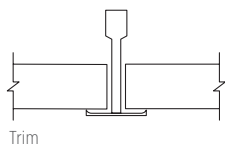
## FIBERGLASS SMOOTH PANEL

Data Center Black			FORMAT	DIMENSIONS (IN.)	NRC	CAC	RECYCLED CONTENT	PIECES/CARTON	SQ. FT./CARTON	LBS./CARTON	CARTONS/PALLET
Trim											
	NRC .80	1912DC-THB-5	Panels	23-3/16 x 23-3/16 x 5/8	0.80	—	33%	32	128	22	18
		1910DC-THB-5	Panels	23-3/16 x 47-3/16 x 5/8	0.80	—	33%	16	128	22	18
	NRC .95	1942DC-THB-5	Panels	23-3/16 x 23-3/16 x 1	0.95	—	33%	24	96	34	14
		1940DC-THB-5	Panels	23-3/16 x 47-3/16 x 1	0.95	—	33%	12	96	34	14

CAC range of 20-25 achieved with CAC foil backing. CAC Foil Backing is available for the 1" thick Data Center Black line as a special order.

**CAN'T FIND A SIZE?** Contact your local Sales Representative or call 800-233-8990

### Edge Details



### Physical Data

#### MATERIAL

Fiberglass

#### FLAME SPREAD/SMOKE DEV.

Per ASTM E84 — CAN/ULC S102

Flame Spread: 25 or less

Smoke Developed: 50 or less

(Class A per ASTM E1264)

#### ASTM E1264 CLASSIFICATION

ASTM E1264-22: Type XII, Form 2, Pattern G

ASTM E1264-23: Type B, Form B2, Pattern G

#### MAINTENANCE

Wipe with a soft cloth or vacuum with brush attachment.

#### MOLD/MILDEW RESISTANCE

Fiberglass substrate is inherently resistant to the growth of mold and mildew.

#### WARRANTY

10-year 104/95 Limited Warranty increases to 30 years when installed with CertainTeed suspension systems. Full warranty information can be found at [certainteed.com/warranty](https://certainteed.com/warranty).





# Symphony® Data Center

## FIBERGLASS & MINERAL FIBER SMOOTH PANEL

The Symphony line provides a complete line of ultra-durable acoustic solutions with a consistent, smooth ceiling visual.

### Features & Benefits

- Superior sound absorption (NRC 0.75-0.95)
- Superior sound attenuation (35-42 CAC)
- Near zero particle emission (certified clean room component to ISO Class 4)
- Surface washability exceeds 1,000 cycles with sanitizing chemicals
- Exceeds FGI guidelines for cleanability and acoustic performance
- Factory-sized to easily install into 1.5" and 2" structural grid modules for Data Centers

### Attributes

						
SAG RESISTANT	BIOSHIELD® MOLD/MILDEW RESISTANT	INHERENTLY MOLD/MILDEW RESISTANT	EMISSION COMPLIANT CERTIFIED	WASHABLE W/ SANITIZING CHEMICALS	LR 0.90	RECYCLED CONTENT 31-65%

### CERTIFICATIONS & PRODUCT DECLARATIONS



EPD AVAILABLE



HPD AVAILABLE

## LEED® v4

### RECYCLED CONTENT


up to 62%


- ✓ EA: Optimize Energy Performance
- ✓ EA: Prereq. Min. Energy Performance
- ✓ EQ: Interior Lighting
- ✓ MR: PBT Source Reduction (Healthcare)
- ✓ EQ: Acoustic Performance
- ✓ EQ: Prereq. Min. Acoustic Performance (Schools)
- ✓ EQ: Low-Emitting Materials
- ✓ EQ: Daylight
- ✓ MR: Material Ingredients (HPDs)
- ✓ MR: Sourcing Raw Materials
- ✓ MR: Environmental Product Declarations (EPDs)
- ✓ MR: Construction and Demolition Waste Management Planning

LEED® is a registered trademark of the U.S. Green Building Council.

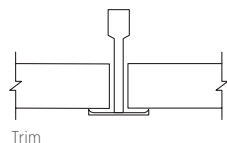
# Symphony® Data Center

## FIBERGLASS & MINERAL FIBER SMOOTH PANEL

Symphony <i>f</i> Data Center		FORMAT	DIMENSIONS (actual in inches)	NRC	CAC	RECYCLED CONTENT	PIECES/ CARTON	SQ. FT./ CARTON	LBS./ CARTON	CARTONS/ PALLET	
Trim											
	NRC 0.95	1340DC-IOF-1	1" Fiberglass Panels	23-3/16 x 47-3/16	0.95	—	31%	12	96	42	14
		1342DC-IOF-1	1" Fiberglass Panels	23-3/16 x 23-3/16	0.95	—	31%	24	96	34	14

Symphony <i>m</i> Data Center		FORMAT	DIMENSIONS (actual in inches)	NRC	CAC	RECYCLED CONTENT	PIECES/ CARTON	SQ. FT./ CARTON	LBS./ CARTON	CARTONS/ PALLET	
Trim											
	NRC 0.85	1220DC-85-1	7/8" Mineral Fiber Panels	23-3/16 x 47-3/16	0.85	35	62%	8	64	74	14
		1222DC-85-1	7/8" Mineral Fiber Panels	23-3/16 x 23-3/16	0.85	35	62%	14	56	64	16
	NRC 0.80	1220DC-80-1	7/8" Mineral Fiber Panels	23-3/16 x 47-3/16	0.80	42	62%	8	64	74	14
		1222DC-80-1	7/8" Mineral Fiber Panels	23-3/16 x 23-3/16	0.80	40	62%	14	56	64	16
	NRC 0.75	1220DC-75-1	3/4" Mineral Fiber Panels	23-3/16 x 47-3/16	0.75	40	62%	8	64	65	16
		1222DC-75-1	3/4" Mineral Fiber Panels	23-3/16 x 23-3/16	0.75	38	62%	14	56	57	16

### Edge Details



### Physical Data

#### MATERIAL

Fiberglass or Mineral Fiber

#### FIRE CLASS (ASTM E1264)

All are Class A per ASTM E84 & CAN/ULC S102

Flame Spread: 25 or less

Smoke Developed: 50 or less

#### ASTM E1264 CLASSIFICATION

##### Symphony *f*

ASTM E1264-22: Type XII, Form 2, Pattern G

ASTM E1264-23: Type B, Form B2, Pattern G

or

##### Symphony *m*

ASTM E1264-22: Type IV, Form 2, Pattern G

ASTM E1264-23: Type A, Form A2.2, Pattern G

#### VOC EMISSIONS

Independently certified compliant with California Department of Public Health CDPH/EHLB/Standard Method Version 1.2, 2017.

#### MOLD/MILDEW RESISTANCE

Fiberglass substrate is inherently resistant to the growth of mold and mildew.

or

BioShield Treatment included for added mold and mildew resistance on mineral fiber.

#### MAINTENANCE

Clean panel using a sponge/cloth dampened with water and mild liquid detergent solution. Do not soak panel. Cleanable with sanitizing chemicals.

#### WARRANTY

10-year 104/90 Limited Warranty or

10-year 104/95 Limited Warranty increases to 30 years when installed with CertainTeed suspension systems. Full warranty information can be found at [certainteed.com/warranty](https://certainteed.com/warranty).





A photograph of a modern office interior. The ceiling is a grid of square acoustic tiles with recessed circular lights. The walls are covered in vertical wood paneling. Large windows on the right side offer a view of a blue, wavy pattern, possibly water. In the foreground, there are dark brown leather armchairs and a small round table. A large green diagonal shape covers the bottom half of the image.

2025

# MINERAL FIBER PORTFOLIO

---





Symphony® m | FMC Offices



Fine Fissured High NRC | Mill Creek Elementary School



Baroque™





## VERSATILE, COST-EFFECTIVE ACOUSTIC CONTROL

The original acoustical ceilings solution remains a popular option for everything from offices and classrooms to retail shops and restaurants. The CertainTeed portfolio features a complete selection of mineral fiber tiles, to meet a wide range of acoustical performance, visual, and budget requirements.

Standard NRC products offer acoustic control, versatility, and cost-efficiency. High NRC panels are suited for environments where superior sound absorption is essential, such as education and healthcare spaces. And panels with high CAC are excellent for maintaining privacy and preventing noise from bleeding into adjacent spaces.

Our mineral fiber panels are also known for being installer- and designer-friendly. Superior cutability offers installation speed, while non-standard sizes and pre-cut configurations easily accommodate linear lighting, ventilation, and utility areas.







Symphony *m* | Mitchell Plastic



Symphony *m* | Grissom High School





Symphony *m* | Rutgers Pharmacy



## THE SYMPHONY® COLLECTION

With more than 100 options encompassing different sizes, materials, acoustic ratings, and edge details, Symphony offers a comprehensive collection of coordinating smooth ceilings with monolithic looks to solve any acoustical scenario.

The Symphony *m* line contains a broad offering of mineral fiber solutions. High NRC options provide enhanced sound absorption and High CAC options offer superior sound containment. The Rx series combines acoustical performance with a high level of clean-ability for high-demand healthcare spaces.





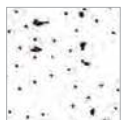


# WHICH PERFORATED PANEL IS RIGHT FOR THE PROJECT?

CertainTeed offers a full spectrum of perforated solutions in an array of visuals and a variety of price points to fit any budget, all with superior cutability which means less dust for a quick and easy installation.



Symphony\* | Cognizant HQ | Photo: © Stuart Tyson



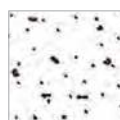
## **SERENO™, FINE FISSURED HIGH NRC & FINE FISSURED**

Choose best-in-class Sereno when premium acoustics and smooth cuts are essential. Choose Fine Fissured High NRC for higher acoustical performance and standard Fine Fissured panels for all-around workability and affordability.



## **BAROQUE™**

Choose non-directional, Baroque panels for moderate sound absorption with exceptional value.



## **SCHOOL BOARD®**

Choose School Board for areas where extra durability is required.

Fine Fissured comes in Customline® and High NRC options, while Baroque offers Customline options.





# Adagio®

## Adagio High CAC

### MINERAL FIBER SMOOTH PANEL

The Adagio line provides a white, clean, monolithic ceiling visual. Design with products in the Symphony® f line for more complex acoustical solutions.

#### Features & Benefits

- Unique composite panel with optimal sound absorption and attenuation
- Fiberglass layer provides exceptional sound absorption and acoustic comfort (0.80-0.90 NRC)
- Offers highly effective sound containment
- Can enhance space privacy compliance (assists with HIPAA requirements in healthcare spaces)
- Exceeds FGI guidelines for cleanability and acoustic performance
- Wash tested to 1,000 cycles with no sign of wear
- 30-Year System Warranty when installed with CertainTeed suspension systems

#### Attributes

 <b>SAG RESISTANT</b>	 <b>BIOSHIELD® MOLD/MILDEW RESISTANT</b>	 <b>WASHABLE W/ SANITIZING CHEMICALS</b>	 <b>LR 0.90</b>	 <b>RECYCLED CONTENT</b>
---	--	--	---	--

### LEED® v4

RECYCLED CONTENT		
ADAGIO	15%	
	PRE: 14%	POST: 1%
ADAGIO HIGH CAC	51%	
	PRE: 38%	POST: 13%


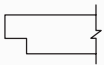

- ✓ EA: Optimize Energy Performance
- ✓ EA: Prereq. Min. Energy Performance
- ✓ EQ: Interior Lighting
- ✓ MR: PBT Source Reduction (Healthcare)
- ✓ EQ: Acoustic Performance
- ✓ EQ: Prereq. Min. Acoustic Performance (Schools)
- ✓ EQ: Daylight
- ✓ MR: Sourcing Raw Materials
- ✓ MR: Construction and Demolition Waste Management Planning


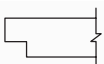

LEED® is a registered trademark of the U.S. Green Building Council.

# Adagio®

## Adagio High CAC

### MINERAL FIBER SMOOTH PANEL

Adagio			FORMAT	DIMENSIONS (IN.)	NRC	CAC	RECYCLED CONTENT	PIECES/CARTON	SQ. FT./CARTON	LBS./CARTON	CARTONS/PALLET
Trim											
	NRC .90	1662-IOF-1	Panels	24 x 24 x 1-1/2	0.90	36	15%	8	32	45	20
		1660-IOF-1	Panels	24 x 48 x 1-1/2	0.90	38	15%	4	32	45	16
Reveal											
	NRC .90	1662B-IOF-1	Panels	24 x 24 x 1-1/2	0.90	36	15%	8	32	45	20
		1660B-IOF-1	Panels	24 x 48 x 1-1/2	0.90	38	15%	4	32	45	16
Narrow Reveal											
	NRC .90	1662F-IOF-1	Panels	24 x 24 x 1-1/2	0.90	36	15%	8	32	45	20
		1660F-IOF-1	Panels	24 x 48 x 1-1/2	0.90	38	15%	4	32	45	16

Adagio High CAC			FORMAT	DIMENSIONS (IN.)	NRC	CAC	RECYCLED CONTENT	PIECES/CARTON	SQ. FT./CARTON	LBS./CARTON	CARTONS/PALLET
Trim											
	NRC .80	1672-IOF-1	Panels	24 x 24 x 1-1/2	0.80	40	51%	8	32	45	20
		1670-IOF-1	Panels	24 x 48 x 1-1/2	0.80	42	51%	4	32	45	16
Reveal											
	NRC .80	1672B-IOF-1	Panels	24 x 24 x 1-1/2	0.80	40	51%	8	32	45	20
		1670B-IOF-1	Panels	24 x 48 x 1-1/2	0.80	42	51%	4	32	45	16
Narrow Reveal											
	NRC .80	1672F-IOF-1	Panels	24 x 24 x 1-1/2	0.80	40	51%	8	32	45	20

CAN'T FIND A SIZE? Contact your local Sales Representative or call 800-233-8990.

### Accessories

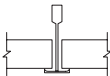
ADAGIO ACCESSORIES		PRODUCT NAME	PIECES/CARTON	USE
	1400-SEL-1	Fiberglass Edge Sealant	1	For re-sealing cut edges; 1 quart container

# Adagio®

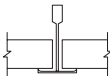
## Adagio High CAC

### MINERAL FIBER SMOOTH PANEL

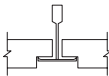
#### Edge Details



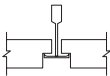
Trim  
9/16" EZ Stab  
Elite Narrow



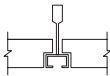
Trim  
15/16" EZ Stab  
Classic



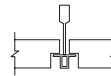
Reveal  
15/16" EZ Stab  
Classic



Narrow Reveal  
9/16" EZ Stab  
Elite Narrow



Narrow Reveal  
9/16" EZ Stab  
Bolt Slot



Narrow Reveal  
9/16" EZ Stab  
Tier Drop

#### Physical Data

##### MATERIAL

Composite - Mineral Fiber + Fiberglass

##### FLAME SPREAD/SMOKE DEV.

Per ASTM E84 — CAN/ULC S102

Flame Spread: 25 or less

Smoke Developed: 50 or less

(Class A per ASTM E1264)

##### ASTM E1264 CLASSIFICATION

ASTM E1264-22: Type XX, Pattern G

ASTM E1264-23: Type XX, Pattern G

##### MOLD/MILDEW RESISTANCE

BioShield® treatment included for added mold and mildew resistance.

##### MAINTENANCE

Clean panel using a sponge/cloth dampened with water and mild liquid detergent solution. Do not soak panel. Cleanable with sanitizing chemicals.

##### WARRANTY

10-year 104/90 Limited Warranty increases to 30 years when installed with CertainTeed suspension systems. Full warranty information can be found at [certainteed.com/warranty](https://www.certainteed.com/warranty).





# Baroque™ Baroque Customline®

## MINERAL FIBER FISSURED PANEL

Non-directional, sound-absorbing and sound blocking utilitarian panel offering exceptional value.

### Features & Benefits

- Non-directional fissured pattern
- Three-dimensional face scoring available in 3 geometric designs with Customline options
- Environmental Product Declaration (EPD) available for this product
- Available in (Protectone) version suited for UL fire assemblies
- Health Product Declaration (HPD) available for this product


### Attributes

  
**BIOSHIELD®**  
MOLD/MILDEW  
RESISTANT  
(CUSTOMLINE ONLY)

  
**EMISSION  
COMPLIANT  
CERTIFIED**

  
**LR 0.83**

  
**RECYCLED  
CONTENT  
33-44%**



## LEED® v4

RECYCLED CONTENT		
CLASS A PROTECTONE®	33%	
	PRE: 28%	POST: 5%
	44%	
	PRE: 42%	POST: 2%

- ✓ MR: PBT Source Reduction (Healthcare)
- ✓ EQ: Low-Emitting Materials
- ✓ EQ: Daylight
- ✓ MR: Material Ingredients (HPDs)
- ✓ MR: Sourcing Raw Materials
- ✓ MR: Environmental Product Declarations (EPDs)
- ✓ MR: Construction and Demolition Waste Management Planning

LEED® is a registered trademark of the U.S. Green Building Council.

### CERTIFICATIONS & PRODUCT DECLARATIONS



**EPD AVAILABLE**



**HPD AVAILABLE**

### Declare<sup>SM</sup>


Living Building Challenge Red List Free®

Declare<sup>SM</sup> is a service mark of The International Living Future Institute.


# Baroque™


## Baroque Customline®



### MINERAL FIBER FISSURED PANEL

Baroque		FORMAT	DIMENSIONS (IN)	NRC	CAC	RECYCLED CONTENT	UL FIRE-RATED	PIECES/CARTON	SQ. FT./CARTON	LBS./CARTON	CARTONS/PALLET	
Trim												
	NRC .55	BET-157	Panels	24 x 24 x 5/8	0.55	33	33%	—	16	64	45	20
		PBT-157	Panels	24 x 24 x 5/8	0.55	35	44%	Yes*	16	64	70	20
		BET-197	Panels	24 x 48 x 5/8	0.55	35	33%	—	8	64	45	20
		PBT-197	Panels	24 x 48 x 5/8	0.55	40	44%	Yes*	8	64	70	20
		BET-2067	Panels	20 x 60 x 5/8	0.55	35	33%	—	8	67	52	20

Reveal												
	NRC .55	BET-154	Panels	24 x 24 x 5/8	0.55	33	33%	—	16	64	45	20
		PBT-154	Panels	24 x 24 x 5/8	0.55	35	44%	Yes*	16	64	70	20
		BET-194	Panels	24 x 48 x 5/8	0.55	35	33%	—	8	64	45	20

Narrow Reveal												
	NRC .55	BET-150	Panels	24 x 24 x 5/8	0.55	33	33%	—	8	6	52	20

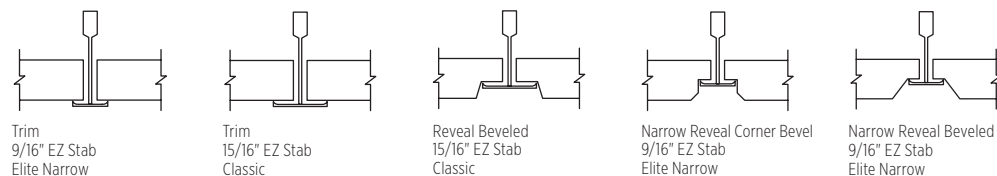
Baroque Metric		FORMAT	DIMENSIONS (MM)	NRC	CAC	RECYCLED CONTENT	UL FIRE-RATED	PIECES/CARTON	SQ. M/CARTON	LBS./CARTON	CARTONS/PALLET	
Metric Trim												
	NRC .55	BET-2067M	Panels	500 x 1500 x 15	0.55	35	33%	—	8	6	52	20

Baroque Customline			FORMAT	DIMENSIONS (IN)	NRC	CAC	RECYCLED CONTENT	UL FIRE-RATED	PIECES/CARTON	SQ. FT./CARTON	LBS./CARTON	CARTONS/PALLET
Reveal												
	NRC .55	BQCL-224	Panels	24 x 48 x 3/4	0.55	35	33%	—	8	64	55	16
		BQCL-448	Panels	24 x 48 x 3/4	0.50	35	33%	—	8	64	55	16
	NRC .50	BQCL-812	Panels	24 x 48 x 3/4	0.50	35	33%	—	8	64	55	16
		PBQCL-224	Panels	24 x 48 x 3/4	0.50	40	44%	Yes*	8	64	75	16
Narrow Reveal												
	NRC .55	BQCLN-224	Panels	24 x 48 x 3/4	0.55	35	33%	—	8	64	55	16
		BQCLN-448	Panels	24 x 48 x 3/4	0.50	35	33%	—	8	64	55	16
	NRC .50	BQCLN-812	Panels	24 x 48 x 3/4	0.50	35	33%	—	8	64	55	16

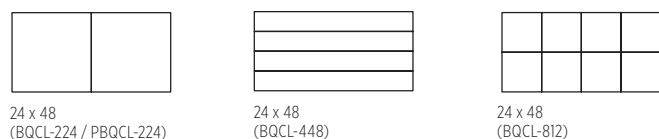
\* Protectone®: A fire-resistive ceiling when used in applicable UL/ULC assemblies. Protectone product is indicated by a Yes in the UL Fire-Rated column.

CAN'T FIND A SIZE? Contact your local Sales Representative or call 800-233-8990

### Edge Details



### Customline Scoring Options





# Baroque™

## Baroque Customline®

### MINERAL FIBER FISSURED PANEL

MINERAL FIBER



Customline 224



Customline 448



Customline 812

#### Physical Data

##### MATERIAL

Mineral Fiber

##### FLAME SPREAD/SMOKE DEV.

Per ASTM E84 — CAN/ULC S102

Flame Spread: 25 or less

Smoke Developed: 50 or less

(Class A per ASTM E1264)

##### ASTM E1264 CLASSIFICATION

ASTM E1264-22: Type III, Form 2, Pattern D

ASTM E1264-23: Type A, Form A1.2, Pattern D

##### VOC EMISSIONS

Independently certified compliant with California Department of Public Health CDPH/EHLB/Standard Method Version 1.2, 2017.

##### MOLD/MILDEW RESISTANCE

BioShield® treatment included for added mold and mildew resistance (Customline only).

##### MAINTENANCE

Wipe with a soft cloth or vacuum with brush attachment.

##### BAROQUE CUSTOMLINE WARRANTY

10-year 104/90 Limited Warranty increases to 30 years when installed with CertainTeed suspension systems. Full warranty information can be found at [certainteed.com/warranty](https://www.certainteed.com/warranty).

##### BAROQUE WARRANTY

1-year Limited Warranty





Photo: East Aurora High School, East Aurora, NY

# Cashmere® Cashmere High NRC

## MINERAL FIBER TEXTURED PANEL

A lightly textured mineral fiber panel with an upscale appearance and effective noise reduction.

### Features & Benefits

- Finely textured panel offering an upscale appearance and excellent sound absorption (up to 0.70 NRC)
- VOC compliant to CDPH v1.2, 2017
- Cuts cleanly, leading to quicker installation and lower installation costs
- Environmental Product Declaration (EPD) available for this product
- Health Product Declaration (HPD) available for this product
- USDA Certified Biobased content at 96%
- Some products available in fire-rated (Protectone) versions
- 30-Year System Warranty when installed with CertainTeed suspension systems
- Available in 6 standard colors for item numbers CM-450, CM-454

### Attributes

**SAG RESISTANT**

**BIOSHIELD®  
MOLD/MILDEW  
RESISTANT**

**EMISSION  
COMPLIANT  
CERTIFIED**

**LR  
0.82/0.83**

**RECYCLED  
CONTENT**

### CERTIFICATIONS & PRODUCT DECLARATIONS



EPD AVAILABLE



HPD AVAILABLE



**Declare<sup>SM</sup>**  
Living Building Challenge Red List Free®  
Declare<sup>SM</sup> is a service mark of The International Living Future Institute.



## LEED® v4

RECYCLED CONTENT		
CLASS A	70%	
	PRE: 68%	POST: 2%
PROTECTONE™	44%	
	PRE: 42%	POST: 2%

- ✓ MR: PBT Source Reduction (Healthcare)
- ✓ EQ: Acoustic Performance
- ✓ EQ: Prereq. Min. Acoustic Performance (Schools)
- ✓ EQ: Low-Emitting Materials
- ✓ EQ: Daylight
- ✓ MR: Material Ingredients (HPDs)
- ✓ MR: Sourcing Raw Materials
- ✓ MR: Environmental Product Declarations (EPDs)
- ✓ MR: Construction and Demolition Waste Management Planning

LEED® is a registered trademark of the U.S. Green Building Council.

**certainteed**  
SAINT-GOBAIN



# Cashmere®



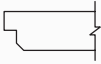
## Cashmere High NRC

### MINERAL FIBER TEXTURED PANEL




#### Colors



#### Cashmere High NRC

Cashmere High NRC		FORMAT	DIMENSIONS (IN.)	NRC	CAC	RECYCLED CONTENT	UL FIRE-RATED	LR	PIECES/CARTON	SQ. FT./CARTON	LBS./CARTON	CARTONS/PALLET	
Trim													
	NRC .70	CM-457NRCP	Panels	24 x 24 x 3/4	0.70	30	70%	—	0.82	14	56	63	16
		CM-497NRCP	Panels	24 x 48 x 3/4	0.70	32	70%	—	0.82	18	64	64	16
Reveal													
	NRC .70	CM-454NRCP	Panels	24 x 24 x 3/4	0.70	30	70%	—	0.82	14	56	56	16
		CM-494NRCP	Panels	24 x 48 x 3/4	0.70	32	70%	—	0.82	8	64	64	16
Narrow Reveal													
	NRC .70	CM-450NRCP	Panels	24 x 24 x 3/4	0.70	30	70%	—	0.82	14	56	56	16

#### Cashmere

Cashmere			FORMAT	DIMENSIONS (IN.)	NRC	CAC	RECYCLED CONTENT	UL FIRE-RATED	LR	PIECES/CARTON	SQ. FT./CARTON	LBS./CARTON	CARTONS/PALLET
Trim													
	NRC .60	CM-457	Panels	24 x 24 x 3/4	0.60	35	70%	—	0.83	14	56	56	16
		CM-497	Panels	24 x 48 x 3/4	0.60	35	70%	—	0.83	8	64	64	16
	NRC .45	PCM-457	Panels	24 x 24 x 3/4	0.45	35	44%	Yes*	0.83	14	56	56	16
Reveal													
	NRC .60	CM-454	Panels	24 x 24 x 3/4	0.60	35	70%	—	0.83	14	56	56	16
		CM-494	Panels	24 x 48 x 3/4	0.60	35	70%	—	0.83	8	64	64	16
	NRC .45	PCM-454	Panels	24 x 24 x 3/4	0.45	35	44%	Yes*	0.83	14	56	70	16
Narrow Reveal													
	NRC .60	CM-450	Panels	24 x 24 x 3/4	0.60	35	70%	—	0.83	14	56	56	16
		CM-490	Panels	24 x 48 x 3/4	0.60	35	70%	—	0.83	8	64	64	16

\* Protectone®: A fire-resistive ceiling when used in applicable UL assemblies. Protectone product is indicated by a Yes in the UL Fire-Rated column.

To specify color other than White, order by item number followed by color code. Example: CM-454 BEB. Color List: Beige Breeze – BEB, Blondewood – BLW, Silver Lining – SIL, Wet Clay – WEC, White Wash – WIW. Only available for CM-454 and CM-450 products.

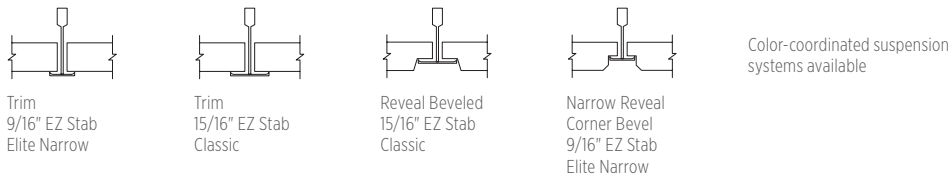
CAN'T FIND A SIZE? Contact your local Sales Representative or call 800-233-8990.

# Cashmere®

## Cashmere High NRC

### MINERAL FIBER TEXTURED PANEL

#### Edge Details



#### Physical Data

##### MATERIAL

Mineral Fiber

##### FLAME SPREAD/SMOKE DEV.

Per ASTM E84 — CAN/ULC S102

Flame Spread: 25 or less

Smoke Developed: 50 or less

(Class A per ASTM E1264)

##### ASTM E1264 CLASSIFICATION

ASTM E1264-22: Type III, Form 2, Pattern F (Standard)

ASTM E1264-23: Type A, Form A1.2, Pattern F (Standard)

ASTM E1264-22: Type III, Form 2, Pattern C F (NRCP)

ASTM E1264-23: Type A, Form A1.2, Pattern C F (NRCP)

##### VOC EMISSIONS

Independently certified compliant with California Department of Public Health CDPH/EHLB/Standard Method Version 1.2, 2017.

##### INSTALLATION CONSIDERATION

Product is lot sensitive. Differing manufacturing dates should not be mixed in a single ceiling or unbroken area.

##### MOLD/MILDEW RESISTANCE

BioShield® treatment included for added mold and mildew resistance.

##### MAINTENANCE

Wipe with a soft cloth or vacuum with brush attachment.

##### WARRANTY

10-year 104/90 Limited Warranty increases to 30 years when installed with CertainTeed suspension systems. Full warranty information can be found at [certainteed.com/warranty](https://www.certainteed.com/warranty).



Photo: East Aurora High School, East Aurora, NY





# Cashmere® Style Edge Cashmere Customline

## MINERAL FIBER TEXTURED PANEL

Two lightly textured mineral fiber panels; one with face scoring for visual impact, and one with highly decorative edge detail options.

### Features & Benefits

- Fine texture with highly decorative edge detail options
- Upscale appearance
- 3 Customline options with clean, face scoring
- Environmental Product Declaration (EPD) available for this product
- Health Product Declaration (HPD) available for this product
- USDA Certified Biobased content at 98%
- **Style-Edge:** 30-Year System Warranty when installed with CertainTeed suspension systems

### Attributes

				
SAG RESISTANT	BIOSHIELD® MOLD/MILDEW RESISTANT	EMISSION COMPLIANT CERTIFIED	LR 0.83	RECYCLED CONTENT 33 - 44%

### CERTIFICATIONS & PRODUCT DECLARATIONS



EPD AVAILABLE



HPD AVAILABLE



**Declare<sup>SM</sup>**  
Living Building Challenge Red List Free®  
Declare<sup>SM</sup> is a service mark of The  
International Living Future Institute.

## LEED® v4

RECYCLED CONTENT	70%	
	PRE: 68%	POST: 2%
✓	MR: PBT Source Reduction (Healthcare)	
✓	EQ: Low-Emitting Materials	
✓	EQ: Daylight	
✓	MR: Material Ingredients (HPDs)	
✓	MR: Sourcing Raw Materials	
✓	MR: Environmental Product Declarations (EPDs)	
✓	MR: Construction and Demolition Waste Management Planning	


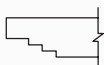


LEED® is a registered trademark of the  
U.S. Green Building Council.


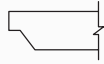
**certainteed**  
SAINT-GOBAIN

# Cashmere® Style Edge

## Cashmere Customline

### MINERAL FIBER TEXTURED PANEL

Cashmere Style Edge			FORMAT	DIMENSIONS (IN.)	NRC	CAC	RECYCLED CONTENT	PIECES/CARTON	SQ. FT./CARTON	LBS./CARTON	CARTONS/PALLET
Tier Narrow Reveal (9/16" grid only)											
	NRC.60	CMTS-124	Panels	24 x 24 x 3/4	0.60	35	70%	14	56	61	16
		CMTS-412	Panels	24 x 24 x 3/4	0.60	35	70%	14	56	61	16
Tier Reveal (15/16" grid only)											
	NRC.60	CMTS-124-1516	Panels	24 x 24 x 3/4	0.60	35	70%	14	56	61	16
		CMTS-412-1516	Panels	24 x 24 x 3/4	0.60	35	70%	14	56	61	16
Fluted Reveal (9/16" grid only)											
	NRC.60	CMF-124	Panels	24 x 24 x 3/4	0.60	31	70%	14	56	52	16
Ogee Reveal (9/16" grid only)											
	NRC.60	CMO-124	Panels	24 x 24 x 3/4	0.60	31	70%	14	56	52	16

Cashmere Customline			FORMAT	DIMENSIONS (IN.)	NRC	CAC	RECYCLED CONTENT	PIECES/CARTON	SQ. FT./CARTON	LBS./CARTON	CARTONS/PALLET
Reveal											
	NRC.60	CDS-224	Panels	24 x 48 x 3/4	0.60	35	70%	8	64	64	16
		CDS-448	Panels	24 x 48 x 3/4	0.60	35	70%	8	64	64	16
		CDS-812	Panels	24 x 48 x 3/4	0.60	35	70%	8	64	64	16
Narrow Reveal											
	NRC.60	CDSN-224	Panels	24 x 48 x 3/4	0.60	35	70%	8	64	64	16
		CDSN-812	Panels	24 x 48 x 3/4	0.60	35	70%	8	64	64	16

CAN'T FIND A SIZE? Contact your local Sales Representative or call 800-233-8990


### Style Edge



Tier Reveal Edge (Style Edge)

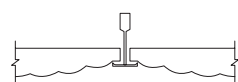


Fluted Edge (Style Edge)

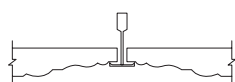


Ogee Edge (Style Edge)

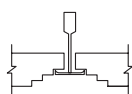
### Edge Details



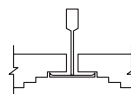
Fluted Reveal  
9/16" EZ Stab  
Elite Narrow



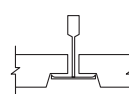
Ogee Reveal  
9/16" EZ Stab  
Elite Narrow



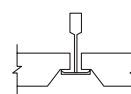
Tier Reveal  
9/16" EZ Stab  
Elite Narrow



Tier Reveal  
15/16" EZ Stab  
Classic



Reveal Beveled  
15/16" EZ Stab  
Classic



Narrow Reveal  
Beveled (Customline)  
9/16" EZ Stab  
Elite Narrow

# Cashmere® Style Edge

# Cashmere Customline


## MINERAL FIBER TEXTURED PANEL

### Style Edge Scoring Options




24 x 24  
(CMTS 412, CMTS 412-1516)


### Customline Scoring Options



24 x 48  
224



24 x 48  
448



24 x 48  
812

### Physical Data

#### MATERIAL

Mineral Fiber

#### FLAME SPREAD/SMOKE DEV.

Per ASTM E84 — CAN/ULC S102

Flame Spread: 25 or less

Smoke Developed: 50 or less

(Class A per ASTM E1264)

#### ASTM E1264 CLASSIFICATION

ASTM E1264-22: Type III, Form 2, Pattern F

ASTM E1264-23: Type A, Form A1.2, Pattern F

#### VOC EMISSIONS

Independently certified compliant with California Department of Public Health CDPH/EHLB/Standard Method Version 1.2, 2017.

#### INSTALLATION CONSIDERATION

Product is lot sensitive. Differing manufacturing dates should not be mixed in a single ceiling or unbroken area.

#### MOLD/MILDEW RESISTANCE

BioShield® treatment included for added mold and mildew resistance.

#### MAINTENANCE

Wipe with a soft cloth or vacuum with brush attachment.

#### WARRANTY

10-year 104/90 Limited Warranty increases to 30 years when installed with CertainTeed suspension systems. Full warranty information can be found at [certainteed.com/warranty](https://certainteed.com/warranty).

#### WARRANTY (CUSTOMLINE)

1-year Limited Warranty







# Fine Fissured Fine Fissured High NRC Fine Fissured Customline®

## MINERAL FIBER FISSURED PANEL

A non-directional mineral fiber panel for all-around workability, affordability and great-looking installations.

### Features & Benefits

- Non-directional fissured pattern
- High NRC panels comply with LEED v4 for School classroom acoustics prerequisite
- Customline options provide three dramatic geometric designs with discreet small-scale fissure pattern
- High humidity and sag resistant
- Fine Fissured & Fine Fissured Customline has USDA Certified Biobased content at 96%
- Fine Fissured High NRC has USDA Certified Biobased content at 98%
- 30-Year System Warranty when installed with CertainTeed suspension systems
- Available in 6 standard colors for item numbers HHF-154, HHF-157, HHF-197, FFCL-224

### Attributes



NRC  
UP TO 0.75



SAG RESISTANT



BIOSHIELD®  
MOLD/MILDEW  
RESISTANT



EMISSION  
COMPLIANT  
CERTIFIED



LR 0.83/0.84


### CERTIFICATIONS & PRODUCT DECLARATIONS



EPD AVAILABLE



HPD AVAILABLE



**Declare**™

Living Building Challenge Red List Free®

Declare™ is a service mark of The International Living Future Institute.

## LEED® v4

RECYCLED CONTENT		
FINE FISSURED	33%	
	PRE: 28%	POST: 5%
PROTECTONE	44%	
	PRE: 42%	POST: 2%
FINE FISSURED HIGH NRC	70%	
	PRE: 68%	POST: 2%

- ✓ MR: PBT Source Reduction (Healthcare)
- ✓ EQ: Acoustic Performance
- ✓ EQ: Prereq. Min. Acoustic Performance (Schools)
- ✓ EQ: Low-Emitting Materials
- ✓ EQ: Daylight
- ✓ MR: Material Ingredients (HPDs)
- ✓ MR: Sourcing Raw Materials
- ✓ MR: Environmental Product Declarations (EPDs)
- ✓ MR: Construction and Demolition Waste Management Planning

LEED® is a registered trademark of the U.S. Green Building Council.


**certainteed**  
SAINT-GOBAIN

# Fine Fissured

## Fine Fissured High NRC

### Fine Fissured Customline®

#### MINERAL FIBER FISSURED PANEL



Beige Breeze

Blondewood

Silver Lining

Wet Clay


White Wash

White

#### Customline Scoring Options



24 x 48  
224




24 x 48  
448



24 x 48  
812

Fine Fissured High NRC		FORMAT	DIMENSIONS (IN.)	NRC	CAC	RECYCLED CONTENT	UL FIRE-RATED	LR	PIECES/CARTON	SQ. FT./CARTON	LBS./CARTON	CARTONS/PALLET
------------------------	--	--------	------------------	-----	-----	------------------	---------------	----	---------------	----------------	-------------	----------------

#### Trim



NRC .75

HHF-457 HNRC	Panels	24 x 24 x 3/4	0.75	35	70%	—	0.83	14	56	55	16
HHF-497 HNRC	Panels	24 x 48 x 3/4	0.75	35	70%	—	0.83	8	64	62	16

#### Reveal




NRC .75

HHF-454 HNRC	Panels	24 x 24 x 3/4	0.75	35	70%	—	0.83	14	56	55	16
HHF-494 HNRC	Panels	24 x 48 x 3/4	0.75	35	70%	—	0.83	8	64	62	16

Fine Fissured		FORMAT	DIMENSIONS (IN.)	NRC	CAC	RECYCLED CONTENT	UL FIRE-RATED	LR	PIECES/CARTON	SQ. FT./CARTON	LBS./CARTON	CARTONS/PALLET
---------------	--	--------	------------------	-----	-----	------------------	---------------	----	---------------	----------------	-------------	----------------

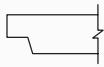
#### Trim



NRC .55

HHF-157	Panels	24 x 24 x 5/8	0.55	33	33%	—	0.84	16	64	50	20
PFF-157	Panels	24 x 24 x 5/8	0.55	35	44%	YES*	0.84	16	64	70	20
HHF-197	Panels	24 x 48 x 5/8	0.55	35	33%	—	0.84	8	64	45	20
PFF-197	Panels	24 x 48 x 5/8	0.55	40	44%	YES*	0.84	8	64	70	20
HHF-177	Panels	24 x 60 x 5/8	0.55	35	33%	—	0.84	8	80	51	20
HHF-2067	Panels	20 x 60 x 5/8	0.55	35	33%	—	0.84	8	66.7	52	16

#### Reveal



NRC .55

HHF-154	Panels	24 x 24 x 5/8	0.55	33	33%	—	0.84	16	64	45	20
PFF-154	Panels	24 x 24 x 5/8	0.55	35	44%	YES*	0.84	16	64	70	20
HHF-194	Panels	24 x 48 x 5/8	0.55	35	33%	—	0.84	8	64	45	20

#### Narrow Reveal



NRC .55

HHF-150	Panels	24 x 24 x 5/8	0.55	35	33%	—	0.84	16	64	45	20
---------	--------	---------------	------	----	-----	---	------	----	----	----	----

Fine Fissured Metric		FORMAT	DIMENSIONS (MM)	NRC	CAC	RECYCLED CONTENT	UL FIRE-RATED	LR	PIECES/CARTON	SQ. FT./CARTON	LBS./CARTON	CARTONS/PALLET
----------------------	--	--------	-----------------	-----	-----	------------------	---------------	----	---------------	----------------	-------------	----------------

#### Metric Trim



NRC .55

HHF-2067M	Panels	500 x 1500 x 15	0.55	35	33%	—	0.84	8	6	52	20
-----------	--------	-----------------	------	----	-----	---	------	---	---	----	----

\* Protectone®: A fire-resistive ceiling when used in applicable UL/ULC assemblies. Protectone product is indicated by a Yes in the UL Fire-Rated column. To specify color other than white, order by item number followed by color code. Example: HHF-154 BEB. Color List: Beige Breeze – BEB, Blondewood – BLW, Silver Lining – SIL, Wet Clay – WEC, White Wash – WIW. Only available for HHF-154, HHF-157, HHF-197, and FFCL-224 products.

CAN'T FIND A SIZE? Contact your local Sales Representative or call 800-233-8990




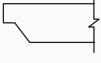
# Fine Fissured

# Fine Fissured High NRC

# Fine Fissured Customline®

## MINERAL FIBER FISSURED PANEL

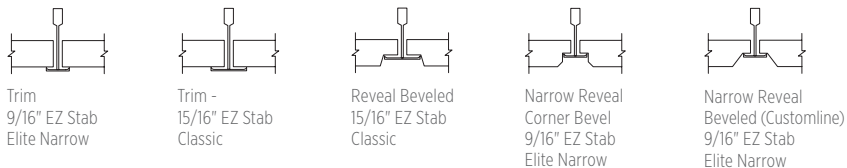
MINERAL FIBER

Fine Fissured Customline			FORMAT	DIMENSIONS (IN.)	NRC	CAC	RECYCLED CONTENT	UL FIRE-RATED	LR	PIECES/CARTON	SQ. FT./CARTON	LBS./CARTON	CARTONS/PALLET
Reveal													
	NRC .55	FFCL-224	Panels	24 x 48 x 3/4	0.55	38	33%	—	0.84	8	64	64	16
	NRC .50	FFCL-448	Panels	24 x 48 x 3/4	0.50	38	33%	—	0.84	8	64	60	16
		FFCL-812	Panels	24 x 48 x 3/4	0.50	38	33%	—	0.84	8	64	64	16
		PFFCL-224	Panels	24 x 48 x 3/4	0.50	40	33%	YES*	0.84	8	64	75	16
Narrow Reveal													
	NRC .55	FFCLN-224	Panels	24 x 48 x 3/4	0.55	38	33%	—	0.84	8	64	64	16
	NRC .50	FFCLN-448	Panels	24 x 48 x 3/4	0.50	38	33%	—	0.84	8	64	60	16
FFCLN-812		Panels	24 x 48 x 3/4	0.50	38	33%	—	0.84	8	64	64	16	

\* Protectone®: A fire-resistive ceiling when used in applicable UL assemblies. Protectone product is indicated by a Yes in the UL Fire-Rated column. To specify color other than white, order by item number followed by color code. Example: HHF-154 BEB. Color List: Beige Breeze – BEB, Blondewood – BLW, Silver Lining – SIL, Wet Clay – WEC, White Wash – WIW. Only available for HHF-154, HHF-157, HHF-197, and FFCL-224 products.

CAN'T FIND A SIZE? Contact your local Sales Representative or call 800-233-8990

## Edge Details



Color-coordinated suspension systems available

## Physical Data

### MATERIAL

Mineral Fiber

### FLAME SPREAD/SMOKE DEV.

Per ASTM E84 — CAN/ULC S102

Flame Spread: 25 or less

Smoke Developed: 50 or less

(Class A per ASTM E1264)

### ASTM E1264 CLASSIFICATION

ASTM E1264-22: Type III, Form 2, Pattern D

ASTM E1264-23: Type A, From A1.2, Pattern D

### VOC EMISSIONS

Independently certified compliant with California Department of Public Health CDPH/EHLB/Standard Method Version 1.2, 2017.

### INSTALLATION CONSIDERATION

Customline & Colors Note: Product is lot sensitive. Differing manufacturing dates should not be mixed in a single ceiling or unbroken area.

### MAINTENANCE

Wipe with a soft cloth or vacuum with brush attachment.

### MOLD/MILDEW RESISTANCE

BioShield® treatment included for added mold and mildew resistance.

### WARRANTY

10-year 104/90 Limited Warranty increases to 30 years when installed with CertainTeed suspension systems. Full warranty information can be found at [certaiteed.com/warranty](https://www.certaiteed.com/warranty).





# Sand Micro™ Sand Micro Customline®

## MINERAL FIBER TEXTURED PANEL

A finely textured, durable, mineral fiber panel that appears smooth when installed.

### Features & Benefits

- Lightly textured surface provides attractive finish with excellent light reflectance
- Customline scoring option gives the appearance of 2' x 2' reveal in a 2' x 4' panel
- Fine texture gives the appearance of a smooth finish when installed
- Non-directional visual
- High humidity and sag resistant
- Health Product Declaration (HPD) available for this product
- Environmental Product Declaration (EPD) available for this product
- Sand Micro & Sand Micro Customline have USDA Certified Biobased content at 96%
- 30-Year System Warranty when installed with CertainTeed suspension systems

### Attributes

				
<b>SAG RESISTANT</b>	<b>BIOSHIELD® MOLD/MILDEW RESISTANT</b>	<b>EMISSION COMPLIANT CERTIFIED</b>	<b>LR 0.88</b>	<b>RECYCLED CONTENT 33%</b>

### CERTIFICATIONS & PRODUCT DECLARATIONS

		
<b>EPD AVAILABLE</b>	<b>HPD AVAILABLE</b>	

**Declare<sup>SM</sup>**  
Living Building Challenge Red List Free®  
Declare<sup>SM</sup> is a service mark of The International Living Future Institute.

## LEED® v4

RECYCLED CONTENT	33%	
	PRE: 28%	POST: 5%
✓	EA: Optimize Energy Performance	
✓	EA: Prereq. Min. Energy Performance	
✓	EQ: Interior Lighting	
✓	MR: PBT Source Reduction (Healthcare)	
✓	EQ: Low-Emitting Materials	
✓	EQ: Daylight	
✓	MR: Material Ingredients (HPDs)	
✓	MR: Sourcing Raw Materials	
✓	MR: Environmental Product Declarations (EPDs)	
✓	MR: Construction and Demolition Waste Management Planning	

LEED® is a registered trademark of the U.S. Green Building Council.




**certainteed**  
SAINT-GOBAIN





# Sand Micro™

## Sand Micro Customline®

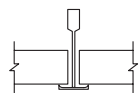
### MINERAL FIBER TEXTURED PANEL

Sand Micro		FORMAT	DIMENSIONS (IN.)	NRC	CAC	RECYCLED CONTENT	PIECES/CARTON	SQ. FT./CARTON	LBS./CARTON	CARTONS/PALLET	
Trim											
	NRC.50	SHM-157	Panels	24 x 24 x 5/8	0.50	33	33%	16	64	47	20
		SHM-197	Panels	24 x 48 x 5/8	0.50	35	33%	8	64	47	20
Reveal											
	NRC.50	SHM-154	Panels	24 x 24 x 5/8	0.50	33	33%	16	64	47	20
		SHM-194	Panels	24 x 48 x 5/8	0.50	35	33%	8	64	47	20
Narrow Reveal											
	NRC.50	SHM-150	Panels	24 x 24 x 5/8	0.50	33	33%	16	64	47	20
		SHM-190	Panels	24 x 48 x 5/8	0.50	35	33%	8	64	47	20

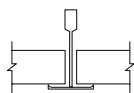
Sand Micro Customline		FORMAT	DIMENSIONS (IN.)	NRC	CAC	RECYCLED CONTENT	PIECES/CARTON	SQ. FT./CARTON	LBS./CARTON	CARTONS/PALLET	
Trim											
	NRC.50	SMCL-224	Panels	24 x 48 x 3/4	0.50	35	33%	8	64	62	16
Narrow Reveal											
	NRC.50	SMCLN-224	Panels	24 x 48 x 3/4	0.50	35	33%	8	64	62.5	16

CAN'T FIND A SIZE? Contact your local Sales Representative or call 800-233-8990

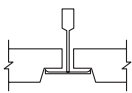
### Edge Details



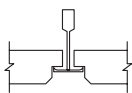
Trim (Sand Micro)  
9/16" EZ Stab  
Elite Narrow



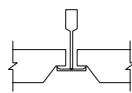
Trim (Sand Micro)  
15/16" EZ Stab  
Classic



Reveal Beveled  
15/16" EZ Stab  
Classic




Narrow Reveal  
Corner Bevel  
9/16" EZ Stab  
Elite Narrow



Narrow Reveal  
Beveled (Customline)  
9/16" EZ Stab  
Elite Narrow

### Customline Scoring Options



24 x 48  
(SMCL-224)

### Physical Data

**MATERIAL**  
Mineral Fiber

**FLAME SPREAD/SMOKE DEV.**  
Per ASTM E84 — CAN/ULC S102  
Flame Spread: 25 or less  
Smoke Developed: 50 or less  
(Class A per ASTM E1264)

**ASTM E1264 CLASSIFICATION**  
ASTM E1264-22: Type III, Form 2, Pattern E  
ASTM E1264-23: Type A, Form A1.2, Pattern E

**VOC EMISSIONS**  
Independently certified compliant  
with California Department of Public  
Health CDPH/EHLB/Standard  
Method Version 1.2, 2017.

**MOLD/MILDEW RESISTANCE**  
BioShield® treatment included for  
added mold and mildew resistance.

**MAINTENANCE**  
Wipe with a soft cloth or vacuum  
with brush attachment.

**WARRANTY**  
10-year 104/90 Limited Warranty  
increases to 30 years when installed  
with CertainTeed suspension systems.  
Full warranty information can be  
found at [certainteed.com/warranty](https://certainteed.com/warranty).

# School Board®

## MINERAL FIBER FISSURED PANEL

A mineral fiber panel with high impact resistance and high light reflectance, ideal in educational settings.

### Features & Benefits

- Up to 25% higher surface hardness than conventional wet-felted ceiling products per ASTM C 367 testing
- Environmental Product Declaration (EPD) available for this product
- Available in (Protectone) version suited for fire assemblies
- Shares surface pattern with other Fine Fissured products
- Health Product Declaration (HPD) available for this product
- School Board has USDA Certified Biobased content at 96%
- 30-Year System Warranty when installed with CertainTeed suspension systems

### Attributes



SAG RESISTANT



BIOSHIELD®  
MOLD/MILDEW  
RESISTANT



EMISSION  
COMPLIANT  
CERTIFIED



LR 0.84



RECYCLED  
CONTENT  
33-44%

### CERTIFICATIONS & PRODUCT DECLARATIONS



EPD AVAILABLE



HPD AVAILABLE



### Declare<sup>SM</sup>

Living Building Challenge Red List Free®

Declare<sup>SM</sup> is a service mark of The International Living Future Institute.



## LEED® v4

RECYCLED CONTENT		
CLASS A PROTECTONE®	33%	
	PRE: 28%	POST: 5%
	44%	
	PRE: 42%	POST: 2%

- ✓ MR: PBT Source Reduction (Healthcare)
- ✓ EQ: Low-Emitting Materials
- ✓ EQ: Daylight
- ✓ MR: Material Ingredients (HPDs)
- ✓ MR: Sourcing Raw Materials
- ✓ MR: Construction and Demolition Waste Management Planning
- ✓ MR: Environmental Product Declarations (EPDs)


LEED® is a registered trademark of the U.S. Green Building Council.

# School Board®

## MINERAL FIBER FISSURED PANEL



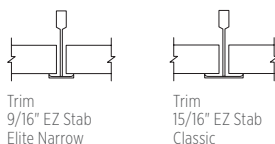
MINERAL FIBER

School Board		FORMAT	DIMENSIONS (IN.)	NRC	CAC	RECYCLED CONTENT	UL FIRE-RATED	PIECES/CARTON	SQ. FT./CARTON	LBS./CARTON	CARTONS/PALLET	
Trim												
	NRC .55	FFSB-157	Panels	24 x 24 x 5/8	0.55	35	33%	—	16	64	47	20
		FFSB-197	Panels	24 x 48 x 5/8	0.55	35	33%	—	8	64	47	20
		PFFSB-157	Panels	24 x 24 x 5/8	0.55	35	44%	Yes*	16	64	72	20
		PFFSB-197	Panels	24 x 48 x 5/8	0.55	40	44%	Yes*	8	64	72	20

Protectone®: A fire-resistive ceiling when used in applicable UL/ULC assemblies. Protectone product is indicated by a Yes in the UL Fire-Rated column.

CAN'T FIND A SIZE? Contact your local Sales Representative or call 800-233-8990.

### Edge Details



### Physical Data

#### MATERIAL

Mineral Fiber

#### FLAME SPREAD/SMOKE DEV.

Per ASTM E84 — CAN/ULC S102

Flame Spread: 25 or less

Smoke Developed: 50 or less

(Class A per ASTM E1264)

#### ASTM E1264 CLASSIFICATION

ASTM E1264-22: Type III, Form 2, Pattern D

ASTM E1264-23: Type A, Form A1.2, Pattern E

#### VOC EMISSIONS

Independently certified compliant with California Department of Public Health CDPH/EHLB/Standard Method Version 1.2, 2017.

#### MOLD/MILDEW RESISTANCE

BioShield® treatment included for added mold and mildew resistance.

#### MAINTENANCE

Wipe with a soft cloth or vacuum with brush attachment.

#### WARRANTY

10-year 104/90 Limited Warranty increases to 30 years when installed with CertainTeed suspension systems. Full warranty information can be found at [certainteed.com/warranty](https://www.certainteed.com/warranty).



# Sereno™ Fine Fissured

## MINERAL FIBER FISSURED PANEL

Experience faster installations and higher acoustic performance with Sereno Fine Fissured.

### Features & Benefits

- Superior acoustical combination provides high in-room sound absorption with room-to-room sound blocking capabilities for enhanced privacy
- Cuts quickly and cleanly with minimal dust for cost-efficient installation
- Attractive non-directional fissured pattern to aid in quick installation
- Satisfies LEED v4 BD+C: Schools / Min. Acoustic Performance prerequisite
- Meets ANSI/ASA S12.60 classroom acoustic guidelines
- Environmental Product Declaration (EPD) available
- Health Product Declaration (HPD) available
- USDA Certified Biobased content at 98%
- 30-Year System Warranty when installed with CertainTeed suspension systems

### Attributes



NRC  
UP TO 0.75



SAG RESISTANT



BIOSHIELD®  
MOLD/MILDEW  
RESISTANT



EMISSION  
COMPLIANT  
CERTIFIED



LR 0.83

### CERTIFICATIONS & PRODUCT DECLARATIONS



EPD AVAILABLE



HPD AVAILABLE



### Declare<sup>SM</sup>

Living Building Challenge Red List Free®

Declare<sup>SM</sup> is a service mark of The International Living Future Institute.

## LEED® v4

RECYCLED CONTENT	70%	
	PRE: 68%	POST: 2%
✓	MR: PBT Source Reduction (Healthcare)	
✓	EQ: Acoustic Performance	
✓	EQ: Prereq. Min. Acoustic Performance (Schools)	
✓	EQ: Low-Emitting Materials	
✓	EQ: Daylight	
✓	MR: Material Ingredients (HPDs)	
✓	MR: Sourcing Raw Materials	
✓	MR: Environmental Product Declarations (EPDs)	
✓	MR: Construction and Demolition Waste Management Planning	




LEED® is a registered trademark of the U.S. Green Building Council.

**certainteed**  
SAINT-GOBAIN

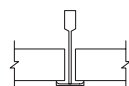
# Sereno™ Fine Fissured

## MINERAL FIBER FISSURED PANEL

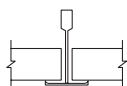
### Sereno Fine Fissured

Sereno Fine Fissured			FORMAT	DIMENSIONS (IN.)	NRC	CAC	RECYCLED CONTENT	PIECES/CARTON	SQ. FT./CARTON	LBS./CARTON	CARTONS/PALLET
Trim											
	NRC .75	SFF-457 HNRC/HCAC	Panels	24 x 24 x 3/4	0.75	40	70%	12	48	52	20
		SFF-497 HNRC/HCAC	Panels	24 x 48 x 3/4	0.75	42	70%	8	64	64	16
Reveal											
	NRC .75	SFF-454 HNRC/HCAC	Panels	24 x 24 x 3/4	0.75	40	70%	12	48	54	20
		SFF-494 HNRC/HCAC	Panels	24 x 48 x 3/4	0.75	42	70%	8	64	64	16
Narrow Reveal											
	NRC .75	SFF-450 HNRC/HCAC	Panels	24 x 24 x 3/4	0.75	38	70%	12	48	54	20
		SFF-490 HNRC/HCAC	Panels	24 x 48 x 3/4	0.75	40	70%	8	64	64	16

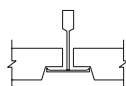
### Edge Details



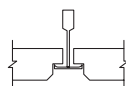
Trim  
9/16" EZ Stab  
Elite Narrow



Trim  
15/16" EZ Stab  
Classic



Reveal Beveled  
15/16" EZ Stab  
Classic



Narrow Reveal  
Corner Bevel  
9/16" EZ Stab  
Elite Narrow

### Physical Data

#### MATERIAL

Mineral Fiber

#### FLAME SPREAD/SMOKE DEV.

Per ASTM E84 — CAN/ULC S102

**Flame Spread: 25 or less**

**Smoke Developed: 50 or less**

**(Class A per ASTM E1264)**

#### ASTM E1264 CLASSIFICATION

ASTM E1264-22: Type III, Form 1, Pattern D

ASTM E1264-23: Type A, Form A1.2, Pattern D

#### VOC EMISSIONS

Independently certified compliant with California Department of Public Health CDPH/EHLB/Standard Method Version 1.2, 2017.

#### APPLICATION CONSIDERATIONS

Wipe with a soft cloth or vacuum with brush attachment.

#### MOLD/MILDEW RESISTANCE

BioShield® treatment included for added mold and mildew resistance.

#### WARRANTY

10-year 104/90 Limited Warranty increases to 30 years when installed with CertainTeed suspension systems. Full warranty information can be found at [certainteed.com/warranty](https://www.certainteed.com/warranty).



# Symphony® m 80 Rx Symphony® m 70 Rx

## MINERAL FIBER SMOOTH PANEL

The Symphony m Rx line provides a white, clean, monolithic ceiling visual. Design with other products in the Symphony Rx line for acoustical solutions.

### Features & Benefits

- Excellent sound absorption (NRC 0.70 & 0.80) and sound blocking (CAC 38-42)
- Exceptional durability, combined with superior stain resistance, water repellency and humidity resistance
- Tested to 2,000 wash cycles and compatible with most sanitizing solutions
- Satisfies USDA/FSIS guidelines for sanitary applications (commercial kitchens)
- Exceeds FGI guidelines for cleanability and acoustic performance in most healthcare applications
- 30-Year System Warranty when installed with CertainTeed suspension systems
- Suited as clean room component to ISO Class 3 (highest among comparable products)
- **CertaSize® Program** - Non-standard sizes made to order on select products. Lead time varies. Contact your local sales rep or Customer Support.

### Attributes



**NRC  
UP TO 0.80**



**SAG RESISTANT**



**BIOSHIELD®  
MOLD/MILDEW  
RESISTANT**



**EMISSION  
COMPLIANT  
CERTIFIED**



**WASHABLE W/  
SANITIZING  
CHEMICALS**



**LR 0.90**

### CERTIFICATIONS & PRODUCT DECLARATIONS



**EPD AVAILABLE**



**HPD AVAILABLE**



**Declare™**  
Living Building Challenge Red List Free®  
Declare™ is a service mark of The International Living Future Institute.



## LEED® v4

RECYCLED CONTENT	62%	
	PRE: 60%	POST: 2%
✓ EQ: Optimize Energy Performance		
✓ EA: Prereq. Min. Energy Performance		
✓ EQ: Interior Lighting		
✓ MR: PBT Source Reduction (Healthcare)		
✓ EQ: Acoustic Performance		
✓ EQ: Prereq. Min. Acoustic Performance (Schools)		
✓ EQ: Low-Emitting Materials		
✓ EQ: Daylight		
✓ MR: Material Ingredients (HPDs)		
✓ MR: Sourcing Raw Materials		
✓ MR: Environmental Product Declarations (EPDs)		
✓ MR: Construction and Demolition Waste Management Planning		

LEED® is a registered trademark of the U.S. Green Building Council.


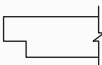

**certainteed**  
SAINT-GOBAIN






# Symphony® m 80 Rx

# Symphony® m 70 Rx

## MINERAL FIBER SMOOTH PANEL

Symphony <i>m</i> 80 Rx			FORMAT	DIMENSIONS (IN.)	NRC	CAC	RECYCLED CONTENT	PIECES/CARTON	SQ. FT./CARTON	LBS./CARTON	CARTONS/PALLET
Trim											
	NRC .80	1222-80-RXS-1	Panels	24 x 24 x 7/8	0.80	40	62%	14	56	64	16
		1220-80-RXS-1	Panels	24 x 48 x 7/8	0.80	42	62%	8	64	64	16
Reveal											
	NRC .80	1222B-80-RXS-1	Panels	24 x 24 x 7/8	0.80	40	62%	14	56	56	16
		1220B-80-RXS-1	Panels	24 x 48 x 7/8	0.80	42	62%	8	64	64	16
Narrow Reveal											
	NRC .80	1222F-80-RXS-1	Panels	24 x 24 x 7/8	0.80	40	62%	14	56	56	16
		1220F-80-RXS-1	Panels	24 x 48 x 7/8	0.80	42	62%	8	64	64	16

Symphony <i>m</i> 70 Rx			FORMAT	DIMENSIONS (IN.)	NRC	CAC	RECYCLED CONTENT	PIECES/CARTON	SQ. FT./CARTON	LBS./CARTON	CARTONS/PALLET
Trim											
	NRC .70	1222-RXS-1	Panels	24 x 24 x 3/4	0.70	38	62%	14	56	56	16
		1220-RXS-1	Panels	24 x 48 x 3/4	0.70	38	62%	8	64	64	16
Reveal											
	NRC .70	1222B-RXS-1	Panels	24 x 24 x 3/4	0.70	38	62%	14	56	56	16
		1220B-RXS-1	Panels	24 x 48 x 3/4	0.70	38	62%	8	64	64	16
Narrow Reveal											
	NRC .70	1222F-RXS-1	Panels	24 x 24 x 3/4	0.60	35	62%	14	56	56	16
		1220F-RXS-1	Panels	24 x 48 x 3/4	0.60	35	62%	8	64	64	16

## Accessories

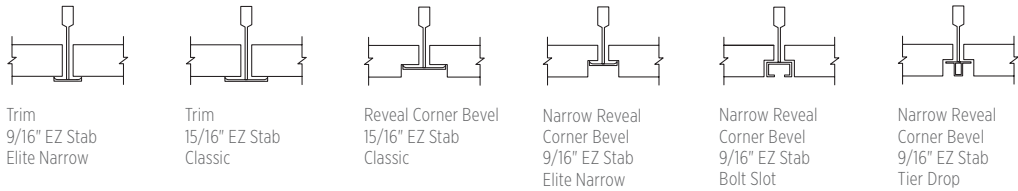
SYMPHONY m ACCESSORIES		PRODUCT NAME	PIECES/CARTON	USE
	1170-SEL-1	Mineral Fiber Edge Sealant	1	For re-sealing cut edges; 1 quart container

# Symphony® m 80 Rx

# Symphony® m 70 Rx

## MINERAL FIBER SMOOTH PANEL

### Edge Details



### Physical Data

#### MATERIAL

Mineral Fiber

#### FLAME SPREAD/SMOKE DEV.

Per ASTM E84 — CAN/ULC S102

Flame Spread: 25 or less

Smoke Developed: 50 or less

(Class A per ASTM E1264)

#### ASTM E1264 CLASSIFICATION

ASTM E1264-22: Type IV, Form 2, Pattern E

ASTM E1264-23: Type A, Form A2.2, Pattern E

#### VOC EMISSIONS

Independently certified compliant with California Department of Public Health CDPH/EHLB/Standard Method Version 1.2, 2017.

#### MOLD/MILDEW RESISTANCE

BioShield® treatment included for added mold and mildew resistance.

#### APPLICATION CONSIDERATIONS

Clean panel using a sponge/cloth dampened with water and mild liquid detergent solution. Do not soak panel. Cleanable with sanitizing chemicals.

#### WARRANTY

10-year 104/90 Limited Warranty increases to 30 years when installed with CertainTeed suspension systems. Full warranty information can be found at [certainteed.com/warranty](https://www.certainteed.com/warranty).



Photo: © Geoff Lyons





# Symphony *m* High NRC

# Symphony *m* High CAC

# Symphony® *m*

## MINERAL FIBER SMOOTH PANEL

The Symphony line provides a full range of ultra-durable acoustic solutions with a consistent, smooth visual, coupled with excellent durability.

### Features & Benefits

- Excellent sound absorption (NRC 0.75-0.85) and sound blocking (CAC 35-42)
- Certified clean room component to ISO Class 4 (highest among comparable products)
- Tested to 1,000 wash cycles and compatible with most sanitizing solutions
- Exceeds FGI Guidelines for cleanability and acoustic performance ( $\geq 1.0$  lbs/s.f.)
- 30-Year System Warranty when installed with CertainTeed suspension systems
- **SmartFit panels available** – fully fabricated off-the-shelf solution to accommodate linear lighting, ventilation and utility areas with standard components
- **CertaSize® program** – non-standard sizes made to order on select products. Lead time varies. Contact your local sales rep or Customer Support

### Attributes



NRC  
UP TO 0.85



SAG RESISTANT



BIOSHIELD®  
MOLD/MILDEW  
RESISTANT



EMISSION  
COMPLIANT  
CERTIFIED



WASHABLE W/  
SANITIZING  
CHEMICALS



LR 0.90

### CERTIFICATIONS & PRODUCT DECLARATIONS



EPD AVAILABLE



HPD AVAILABLE



**Declare<sup>SM</sup>**  
Living Building Challenge Red List Free®  
Declare<sup>SM</sup> is a service mark of The  
International Living Future Institute.

## LEED® v4

RECYCLED CONTENT	62%	
	PRE: 60%	POST: 2%
✓	EQ: Optimize Energy Performance	
✓	EA: Prereq. Min. Energy Performance	
✓	EQ: Interior Lighting	
✓	MR: PBT Source Reduction (Healthcare)	
✓	EQ: Acoustic Performance	
✓	EQ: Prereq. Min. Acoustic Performance (Schools)	
✓	EQ: Low-Emitting Materials	
✓	EQ: Daylight	
✓	MR: Material Ingredients (HPDs)	
✓	MR: Sourcing Raw Materials	
✓	MR: Environmental Product Declarations (EPDs)	
✓	MR: Construction and Demolition Waste Management Planning	

LEED® is a registered trademark of the  
U.S. Green Building Council.




**certainteed**  
SAINT-GOBAIN



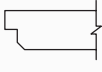
# Symphony *m* High NRC

# Symphony *m* High CAC

# Symphony® *m*

## MINERAL FIBER SMOOTH PANEL

Symphony <i>m</i> High NRC			FORMAT	DIMENSIONS (IN.)	NRC	CAC	RECYCLED CONTENT	PIECES/CARTON	SQ. FT./CARTON	LBS./CARTON	CARTONS/PALLET
Trim											
	NRC .85	1222-85-1	Panels	24 x 24 x 7/8	0.85	35	62%	14	56	64	16
		1220-85-1	Panels	24 x 48 x 7/8	0.85	35	62%	8	64	74	14
		1223-85-1	Panels	30 x 30 x 7/8	0.85	35	62%	8	50	58	28
		1221-85-1	Planks	24 x 60 x 7/8	0.85	35	62%	8	80	92	14
		1228-85-1	Planks	24 x 72 x 7/8	0.85	35	62%	8	96	110	14
Reveal											
	NRC .85	1222BB-85-1	Panels	24 x 24 x 7/8	0.85	35	62%	14	56	64	16
		1220BB-85-1	Panels	24 x 48 x 7/8	0.85	35	62%	8	64	74	14
		1221BB-85-1	Planks	24 x 60 x 7/8	0.85	35	62%	8	80	92	14
		1228BB-85-1	Planks	24 x 72 x 7/8	0.85	35	62%	8	96	110	14
Narrow Reveal											
	NRC .85	1222BF-85-1	Panels	24 x 24 x 7/8	0.85	35	62%	14	56	64	16
		1220BF-85-1	Panels	24 x 48 x 7/8	0.85	35	62%	8	64	74	14
		1221BF-85-1	Planks	24 x 60 x 7/8	0.85	35	62%	8	80	92	14
		1228BF-85-1	Planks	24 x 72 x 7/8	0.85	35	62%	8	96	110	14





Symphony <i>m</i> High CAC			FORMAT	DIMENSIONS (IN.)	NRC	CAC	RECYCLED CONTENT	PIECES/CARTON	SQ. FT./CARTON	LBS./CARTON	CARTONS/PALLET
Trim											
	NRC .80	1222-80-1	Panels	24 x 24 x 7/8	0.80	40	62%	14	56	64	16
		1220-80-1	Panels	24 x 48 x 7/8	0.80	42	62%	8	64	74	14
		1221-80-1	Planks	24 x 60 x 7/8	0.80	42	62%	8	80	92	14
		1228-80-1	Planks	24 x 72 x 7/8	0.80	42	62%	8	96	110	14
		1223-80-1	Panels	30 x 30 x 7x8	0.80	40	62%	8	50	58	28
Reveal											
	NRC .80	1222BB-80-1	Panels	24 x 24 x 7/8	0.80	40	62%	14	56	64	16
		1220BB-80-1	Panels	24 x 48 x 7/8	0.80	42	62%	8	64	74	14
		1221BB-80-1	Planks	24 x 60 x 7/8	0.80	42	62%	8	80	92	14
		1228BB-80-1	Planks	24 x 72 x 7/8	0.80	42	62%	8	96	110	14
Narrow Reveal											
	NRC .80	1222BF-80-1	Panels	24 x 24 x 7/8	0.80	40	62%	14	56	64	16
		1220BF-80-1	Panels	24 x 48 x 7/8	0.80	42	62%	8	64	74	14
		1221BF-80-1	Planks	24 x 60 x 7/8	0.80	42	62%	8	80	92	14
		1228BF-80-1	Planks	24 x 72 x 7/8	0.80	42	62%	8	96	110	14

# Symphony *m* High NRC

# Symphony *m* High CAC

# Symphony® *m*

## MINERAL FIBER SMOOTH PANEL

Symphony <i>m</i>			FORMAT	DIMENSIONS (IN.)	NRC	CAC	RECYCLED CONTENT	PIECES/CARTON	SQ. FT./CARTON	LBS./CARTON	CARTONS/PALLET
Trim											
	NRC .75	1222-75-1	Panels	24 x 24 x 3/4	0.75	38	62%	14	56	57	16
		1220-75-1	Panels	24 x 48 x 3/4	0.75	40	62%	8	64	65	16
		1223-75-1	Panels	30 x 30 x 3/4	0.75	38	62%	8	50	51	28
		1229-75-1	Panels	30 x 60 x 3/4	0.75	40	62%	8	100	101	16
		12220-60-75-1	Planks	20 x 60 x 3/4	0.75	40	62%	8	66	67	24
		1221-75-1	Planks	24 x 60 x 3/4	0.75	40	62%	8	80	81	16
		1228-75-1	Planks	24 x 72 x 3/4	0.75	40	62%	8	96	97	16
Reveal											
	NRC .75	1222BB-75-1	Panels	24 x 24 x 3/4	0.75	38	62%	14	56	57	16
		1220BB-75-1	Panels	24 x 48 x 3/4	0.75	40	62%	8	64	65	16
		12220-60BB-	Planks	20 x 60 x 3/4	0.75	40	62%	8	66	67	24
		1221BB-75-1	Planks	24 x 60 x 3/4	0.75	40	62%	8	80	81	16
		1228BB-75-1	Planks	24 x 72 x 3/4	0.75	40	62%	8	96	97	16
Narrow Reveal											
	NRC .75	1222BF-75-1	Panels	24 x 24 x 3/4	0.75	38	62%	14	56	57	16
		1220BF-75-1	Panels	24 x 48 x 3/4	0.75	40	62%	8	64	65	16
		12220-60BF-	Planks	20 x 60 x 3/4	0.75	40	62%	8	66	67	24
		1221BF-75-1	Planks	24 x 60 x 3/4	0.75	40	62%	8	80	81	16
		1228BF-75-1	Planks	24 x 72 x 3/4	0.75	40	62%	8	96	97	16
Metric Trim											
	NRC .75	1220-60-75-1M	Panels	500 x 1500 x 19	0.75	40	62%	8	6	96	16
		1220-75-1M	Panels	600 x 1200 x 19	0.75	40	62%	8	5.8	49	32
		1222-75-1M	Panels	600 x 600 x 19	0.75	38	62%	14	5	55	16
		1229-75-1M	Panels	750 x 1500 x 19	0.75	40	62%	8	9	64	24
		1223-75-1M	Panels	750 x 750 x 19	0.75	38	62%	8	4.5	62	16






# Symphony *m* High NRC


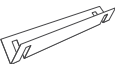

# Symphony *m* High CAC

# Symphony® *m*

## MINERAL FIBER SMOOTH PANEL

Symphony <i>m</i> SmartFit			FORMAT	DIMENSIONS (IN.)	RECYCLED CONTENT	PIECES/CARTON	SQ. FT./CARTON	LBS./CARTON	CARTONS/PALLET
Trim									
	SMARTFIT	12204-24-FIT-1	SmartFit	4 x 24 x 3/4	62%	84	56	58	16
		12204-48-FIT-1	SmartFit	4 x 48 x 3/4	62%	48	64	66	16
		12204-60-FIT-1	SmartFit	4 x 60 x 3/4	62%	48	80	82	16
		12206-24-FIT-1	SmartFit	6 x 24 x 3/4	62%	56	56	58	16
		12206-48-FIT-1	SmartFit	6 x 48 x 3/4	62%	32	64	66	16
		12206-60-FIT-1	SmartFit	6 x 60 x 3/4	62%	32	80	82	16
		12212-24-FIT-1	SmartFit	12 x 24 x 3/4	62%	28	56	58	16
		12212-48-FIT-1	SmartFit	12 x 48 x 3/4	62%	16	64	66	16
		12212-60-FIT-1	SmartFit	12 x 60 x 3/4	62%	16	80	82	16
Reveal									
	SMARTFIT	12204-24BB-FIT-1	SmartFit	4 x 24 x 3/4	62%	84	56	58	16
		12204-48BB-FIT-1	SmartFit	4 x 48 x 3/4	62%	48	64	66	16
		12204-60BB-FIT-1	SmartFit	4 x 60 x 3/4	62%	48	80	82	16
		12206-24BB-FIT-1	SmartFit	6 x 24 x 3/4	62%	56	56	58	16
		12206-48BB-FIT-1	SmartFit	6 x 48 x 3/4	62%	32	64	66	16
		12206-60BB-FIT-1	SmartFit	6 x 60 x 3/4	62%	32	80	82	16
		12212-24BB-FIT-1	SmartFit	12 x 24 x 3/4	62%	28	56	58	16
		12212-48BB-FIT-1	SmartFit	12 x 48 x 3/4	62%	16	64	66	16
		12212-60BB-FIT-1	SmartFit	12 x 60 x 3/4	62%	16	80	82	16
Narrow Reveal									
	SMARTFIT	12204-24BF-FIT-1	SmartFit	4 x 24 x 3/4	62%	84	56	58	16
		12204-48BF-FIT-1	SmartFit	4 x 48 x 3/4	62%	48	64	66	16
		12204-60BF-FIT-1	SmartFit	4 x 60 x 3/4	62%	48	80	82	16
		12206-24BF-FIT-1	SmartFit	6 x 24 x 3/4	62%	56	56	58	16
		12206-48BF-FIT-1	SmartFit	6 x 48 x 3/4	62%	32	64	66	16
		12206-60BF-FIT-1	SmartFit	6 x 60 x 3/4	62%	32	80	82	16
		12212-24BF-FIT-1	SmartFit	12 x 24 x 3/4	62%	28	56	58	16
		12212-48BF-FIT-1	SmartFit	12 x 48 x 3/4	62%	16	64	66	16
		12212-60BF-FIT-1	SmartFit	12 x 60 x 3/4	62%	16	80	82	16

## Accessories

SYMPHONY <i>m</i> ACCESSORIES		PRODUCT NAME	PIECES/CARTON	USE
	1170-SEL-1	Mineral Fiber Edge Sealant	1	For re-sealing cut edges; 1 quart container
	STBAR-2	2' Stabilizer Bar	40	Recommended one pc./panel for all 2x5 and 2x6 narrow reveal installations
	STBAR-4	4' Stabilizer Bar	40	Recommended one pc./panel for all 2x5 and 2x6 narrow reveal installations

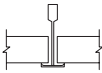
# Symphony *m* High NRC

# Symphony *m* High CAC

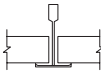
# Symphony® *m*

## MINERAL FIBER SMOOTH PANEL

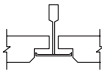
### Edge Details



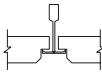
Trim  
9/16" EZ Stab  
Elite Narrow



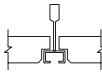
Trim  
15/16" EZ Stab  
Classic



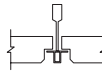
Reveal  
Corner Bevel  
15/16" EZ Stab  
Classic



Narrow Reveal  
Corner Bevel  
9/16" EZ Stab  
Elite Narrow



Narrow Reveal  
Corner Bevel  
9/16" EZ Stab  
Bolt Slot



Narrow Reveal  
Corner Bevel  
9/16" EZ Stab  
Tier Drop

### Physical Data

#### MATERIAL

Mineral Fiber

#### FLAME SPREAD/SMOKE DEV.

Per ASTM E84 — CAN/ULC S102

Flame Spread: 25 or less

Smoke Developed: 50 or less

(Class A per ASTM E1264)

#### ASTM E1264 CLASSIFICATION

ASTM E1264-22: Type IV, Form 2, Pattern E

ASTM E1264-23: Type A, Form A2.2, Pattern E

#### VOC EMISSIONS

Independently certified compliant with California Department of Public Health CDPH/EHLB/Standard Method Version 1.2, 2017.

#### MOLD/MILDEW RESISTANCE

BioShield treatment included for added mold and mildew resistance.

#### APPLICATION CONSIDERATIONS

Clean panel using a sponge/cloth dampened with water and mild liquid detergent solution. Do not soak panel. Cleanable with sanitizing chemicals

#### WARRANTY

10-year 104/90 Limited Warranty increases to 30 years when installed with CertainTeed suspension systems. Full warranty information can be found at [certainteed.com/warranty](https://www.certainteed.com/warranty).



Photo: Mitchell Plastics Office





# Vinylshield™ A, C

## MINERAL FIBER SMOOTH PANEL

A mineral fiber panel that meets federal sanitary requirements, this panel is ideal for sanitary and clean room applications.

### Features & Benefits

- Designed for sanitary and clean room applications or where low particle emissions and maximum cleanliness are required
- Exceeds FGI guidelines for cleanability
- Tested to 2,000+ wash cycles with chemical cleaners/sanitizers
- Satisfies USDA/FSIS guidelines for sanitary applications
- Suited as a clean room component to ISO Class 5
- Vinyl facing provides an easy-to-clean, abuse- and stain-resistant ceiling perfect for restrooms, laboratories, hospitals and sanitary food service areas
- Health Product Declaration (HPD) available for this product
- VinylShield C features vinyl on face and back with sealed edges,
- 30-Year System Warranty when installed with CertainTeed suspension systems

### Attributes

**SAG RESISTANT**

**BIOSHIELD®  
MOLD/MILDEW  
RESISTANT**

**EMISSION  
COMPLIANT  
CERTIFIED**

**WASHABLE W/  
SANITIZING  
CHEMICALS**

**LR 0.78**

**RECYCLED  
CONTENT  
39-41%**



## LEED® v4

RECYCLED CONTENT		
VINYLSHIELD A CLASS A	41%	
	PRE: 39%	POST: 2%
VINYLSHIELD C CLASS A	39%	
	PRE: 37%	POST: 2%

- ✓ MR: PBT Source Reduction (Healthcare)
- ✓ EQ: Low-Emitting Materials
- ✓ EQ: Daylight
- ✓ MR: Material Ingredients (HPDs)
- ✓ MR: Sourcing Raw Materials
- ✓ MR: Construction and Demolition Waste Management Planning
- ✓ MR: Environmental Product Declarations (EPDs)

LEED® is a registered trademark of the U.S. Green Building Council.


### CERTIFICATIONS & PRODUCT DECLARATIONS


**EPD AVAILABLE**

**HPD AVAILABLE**

# Vinylshield™ A, C

## MINERAL FIBER SMOOTH PANEL

Vinylshield A		FORMAT	DIMENSIONS (IN.)	NRC	CAC	RECYCLED CONTENT	PIECES/CARTON	SQ. FT./CARTON	LBS./CARTON	CARTONS/PALLET
Trim										
	1102-CRF-1	Panels	24 x 24 x 5/8	—	39	41%	14	56	65	20
	1100-CRF-1	Panels	24 x 48 x 5/8	—	41	41%	8	64	70	18

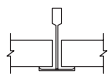
Vinylshield C		FORMAT	DIMENSIONS (IN.)	NRC	CAC	RECYCLED CONTENT	PIECES/CARTON	SQ. FT./CARTON	LBS./CARTON	CARTONS/PALLET
Trim										
	1172-CRF-1	Panels	24 x 24 x 5/8	—	40	39%	14	56	65	20
	1170-CRF-1	Panels	24 x 48 x 5/8	—	42	39%	8	64	70	18

CAN'T FIND A SIZE? Contact your local Sales Representative or call 800-233-8990.

### Accessories

VINYLSHIELD ACCESSORIES	PRODUCT NAME	PIECES/CARTON	USE
	1170-SEL-1 Mineral Fiber Edge Sealant	1	For re-sealing cut edges; 1 quart container

### Edge Details



Trim  
15/16" EZ Stab  
Classic

### Physical Data

**MATERIAL**  
Mineral Fiber

**FLAME SPREAD/SMOKE DEV.**  
Per ASTM E84 — CAN/ULC S102  
Flame Spread: 25 or less  
Smoke Developed: 50 or less  
(Class A per ASTM E1264)

**ASTM E1264 CLASSIFICATION**  
ASTM E1264-22: Type IV, Form 2, Pattern G  
ASTM E1264-23: Type A, Form A2.2, Pattern G

**VOC EMISSIONS**  
Independently certified compliant with California Department of Public Health CDPH/EHLB/Standard Method Version 1.2, 2017.

**MOLD/MILDEW RESISTANCE**  
BioShield® treatment included for added mold and mildew resistance.

**MAINTENANCE**  
Wash tested to 2,000+ cycles. Cleanable with sanitizing chemicals.

**WARRANTY**  
10-year 104/90 Limited Warranty increases to 30 years when installed with CertainTeed suspension systems. Full warranty information can be found at [certainteed.com/warranty](https://www.certainteed.com/warranty).





2025

# GYPSUM

## PORTFOLIO

---

# A WHOLE NEW WAY TO LOOK AT GYPSUM CEILINGS

Forget the standard flat drywall ceiling. Gypsum ceiling solutions offer more than you ever imagined: from the high performance durability and scrub-resistance of vinyl-faced panels designed for healthcare or food service environments, to the aesthetically intriguing style of Gyptone® large-format perforated acoustical panels.

Our experts at CertainTeed Architectural are here to help you put together your solution, whether you need panels for a class 5 clean room or curved canopies for a visually stunning, but acoustically subdued showpiece.




Gyptone BIG™ | Alibaba Group Offices | © Garrett Rowland



Gyptone



Vinylrock™



Quattro 20™









Line 4™





Gyptone® BIG™ | Varina Library | © Chris Cunningham Photography



Gyptone®

GYPSUM



Gyptone BIG | Alibaba Group Offices | © Garrett Rowland





GYPSUM

Gyptone BIG | Clare Showroom | © CertainTeed



Gyptone BIG | East Aurora High School | © Tahany Yassin







# PERFORATED GYPSUM

**SUBTLE PATTERNING PLAYS ACROSS A SMOOTH SURFACE, PROVIDING A CLEAN MONOLITHIC VISUAL.**

Perforated gypsum is a truly distinctive acoustic solution exclusive to CertainTeed. Gyptone® BIG™ and BIG™ Curve panels both absorb sound, allowing speech to carry and keeping sound live in the space without being distorted by echo or background noise.

Available in a variety of perforation patterns, BIG's nominal 4' x 8' panels install and finish just like standard drywall ceilings and can also be used for vertical application. Free-hanging BIG Curve panels create a dramatic visual of undulating waves combined with spectacular sound control for large-scale projects. Perforated gypsum is also available in lay-in tiles for standard suspended ceiling applications.

GYPSUM



# Aquarock™

## GYP SUM SMOOTH PANEL

Exceptional performance in high-moisture environments and exterior spaces.

### Features & Benefits

- Paperless, glass mat faced gypsum board that is inherently mold-resistant
- Sag resistant with exceptional indoor/outdoor performance in applications up to 95% relative humidity
- Vinyl facing cleanable with most sanitizing chemicals
- Wash tested to 2,000+ cycles with no sign of wear
- Suited as clean room component to ISO Class 5
- Satisfies USDA/FSIS guidelines for sanitary applications
- 30-Year System Warranty when installed with CertainTeed suspension systems
- Environmental Product Declaration (EPD) available for this product

### Attributes



SAG RESISTANT



EMISSION  
COMPLIANT  
CERTIFIED



WASHABLE W/  
SANITIZING  
CHEMICALS



LR 0.78

## LEED® v4

RECYCLED CONTENT	93%	
	PRE: 93%	POST: 0%


- ✓ MR: PBT Source Reduction (Healthcare)
- ✓ EQ: Daylight
- ✓ EQ: Low-Emitting Materials
- ✓ MR: Sourcing Raw Materials
- ✓ MR: Environmental Product Declarations (EPDs)

LEED® is a registered trademark of the U.S. Green Building Council.

### CERTIFICATIONS & PRODUCT DECLARATIONS

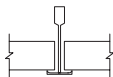


EPD AVAILABLE

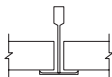
Aquarock™		FORMAT	DIMENSIONS (IN.)	NRC	CAC	RECYCLED CONTENT	LR	PIECES/CARTON	SQ. FT./CARTON	LBS./CARTON	CARTONS/PALLET
Reveal											
	1182-CRF-1SV	Panels	24 x 24 x 1/2	—	40	93%	0.78	8	32	65	44
	1180-CRF-1SV	Panels	24 x 48 x 1/2	—	42	93%	0.78	4	32	65	44

CAN'T FIND A SIZE? Contact your local Sales Representative or call 800-233-8990

Edge Details



Trim  
9/16" EZ Stab  
Elite Narrow



Trim  
15/16" EZ Stab  
Classic

Physical Data

MATERIAL

Paperless, moisture-resistant, glass mat faced gypsum board

FLAME SPREAD/SMOKE DEV.

Per ASTM E84 — CAN/ULC S102

Flame Spread: 25 or less

Smoke Developed: 50 or less

(Class A per ASTM E1264)

ASTM E1264 CLASSIFICATION

ASTM E1264-22: Type G, Form G2, Pattern G

ASTM E1264-23: Type G, Form G2, Pattern G

VOC EMISSIONS

Independently certified compliant with California Department of Public Health CDPH/EHLB/Standard Method Version 1.2, 2017.

MAINTENANCE

Wash tested to 2,000+ cycles.

Cleanable with sanitizing chemicals.

MOLD/MILDEW RESISTANCE

Inherently mold-resistant.

INSTALLATION CONSIDERATION

Consider use with EZ Stab Classic Environmental System if harsh chemicals or moisture will be present.

WARRANTY

10-year 104/90 Limited Warranty increases to 30 years when installed with CertainTeed suspension systems. Full warranty information can be found at [certainteed.com/warranty](https://www.certainteed.com/warranty).





# Envirogard™

## GYPSUM SMOOTH PANEL

Specially designed for when low particulate emission and maximum cleanliness are essential.

### Features & Benefits

- Encapsulated gypsum core-board. Vinyl face/back with sealed edges.
- Wash tested to 2,000+ cycles with no sign of wear
- Surface suitable for cleaning with common sanitizing chemicals
- Exceeds FGI guidelines for cleanability in healthcare spaces
- Satisfies USDA/FSIS guidelines for sanitary applications
- Suited as clean room component to ISO Class 5
- 30-Year System Warranty when installed with CertainTeed suspension systems
- Environmental Product Declaration (EPD) available for this product

### Attributes



SAG RESISTANT



EMISSION COMPLIANT CERTIFIED



WASHABLE W/ SANITIZING CHEMICALS



WASHABLE



LR 0.78

## LEED® v4

RECYCLED CONTENT	99%	
	PRE: 94%	POST: 5%
✓	MR: PBT Source Reduction (Healthcare)	
✓	EQ: Daylight	
✓	EQ: Low-Emitting Materials	
✓	MR: Construction and Demolition Waste Management Planning	
✓	MR: Sourcing Raw Materials	
✓	MR: Environmental Product Declarations (EPDs)	


LEED® is a registered trademark of the U.S. Green Building Council.

### CERTIFICATIONS & PRODUCT DECLARATIONS



EPD AVAILABLE

## GYPSUM SMOOTH PANEL

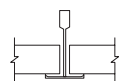
Envirogard™		FORMAT	DIMENSIONS (IN.)	NRC	CAC	RECYCLED CONTENT	PIECES/CARTON	SQ. FT./CARTON	LBS./CARTON	CARTONS/PALLET
Trim										
	1192-CRF-1	Panels	24 x 24 x 1/2	—	34	99%	8	32	65	44
	1190-CRF-1	Panels	24 x 48 x 1/2	—	36	99%	4	32	65	44

CAN'T FIND A SIZE? Contact your local Sales Representative or call 800-233-8990

### Accessories

ENVIROGARD ACCESSORIES		PRODUCT NAME	PIECES/ CARTON	USE
	1190-SEL-1	Envirogard Edge Sealant	1	For re-sealing cut edges; 1 quart container

### Edge Details



Trim  
15/16" EZ Stab  
Classic

### Physical Data

#### MATERIAL

Gypsum

#### FLAME SPREAD/SMOKE DEV.

Per ASTM E84 — CAN/ULC S102

Flame Spread: 25 or less

Smoke Developed: 50 or less

(Class A per ASTM E1264)

#### ASTM E1264 CLASSIFICATION

ASTM E1264-22: Type XX, Pattern G

ASTM E1264-23: Type G, Form G2, Pattern G

#### VOC EMISSIONS

Independently certified compliant with California Department of Public Health CDPH/EHLB/Standard Method Version 1.2, 2017.

#### MAINTENANCE

Wash tested to 2,000+ cycles.

Cleanable with sanitizing chemicals.

#### INSTALLATION CONSIDERATION

Should be installed with an environmental suspension system such as EZ Stab Classic Environmental.

#### WARRANTY

10-year 104/90 Limited Warranty increases to 30 years when installed with CertainTeed suspension systems. Full warranty information can be found at [certainteed.com/warranty](https://www.certainteed.com/warranty).



# Gyptone® Acoustical Panels

## GYPSUM PERFORATED PANEL

Unique gypsum panels with easy plenum access.

### Features & Benefits

- Perforated, sound absorbent gypsum panel available in 4 unique patterns
- Fully finished white surface is capable of being post-painted to suit design
- Durable lay-in panel provides easy plenum access
- Proprietary Saint-Gobain formaldehyde scavenging performance (inherent to all Gyptone products)

### Attributes



EMISSION  
COMPLIANT  
CERTIFIED



LR  
0.70-0.71



RECYCLED  
CONTENT

## LEED® v4

RECYCLED CONTENT	up to 85%
✓	EQ: Interior Lighting
✓	MR: PBT Source Reduction (Healthcare)
✓	EQ: Acoustic Performance
✓	EQ: Prereq. Min. Acoustic Performance (Schools)
✓	EQ: Low-Emitting Materials
✓	MR: Material Ingredients (HPDs)
✓	MR: Sourcing Raw Materials

LEED® is a registered trademark of the U.S. Green Building Council.

### CERTIFICATIONS & PRODUCT DECLARATIONS





HPD AVAILABLE


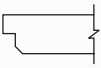


# Gyptone® Acoustical Panels


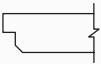
## GYPSUM SMOOTH PANEL

LINE 4™			FORMAT	DIMENSIONS (IN.)	NRC*	CAC*	LR	HOLE SIZE (MM)	PERFORATED AREA	RECYCLED CONTENT	PIECES/CARTON	SQ. FT./CARTON	LBS./CARTON	CARTONS/PALLET
Trim														
	NRC .70	5200410258	Panels	24 x 24 x 1/2	0.70	35	0.70	6 x 95	17%	85%	6	24	39	32
Narrow Reveal														
	NRC .70	5200410261	Panels	24 x 24 x 1/2	0.70	35	0.70	6 x 95	17%	85%	6	24	39	32



\*NRC and CAC values when used with CertainTeed Sustainable™ Insulation in unfaced 3-1/2" (R-11) as an overlay above the installed panel (Without insulation NRC=0.60, CAC=17)

POINT 11™		FORMAT	DIMENSIONS (IN.)	NRC*	CAC*	LR	HOLE SIZE (MM)	PERFORATED AREA	RECYCLED CONTENT	PIECES/CARTON	SQ. FT./CARTON	LBS./CARTON	CARTONS/PALLET	
Trim														
	NRC .80	5200410316	Panels	24 x 24 x 1/2	0.80	35	0.71	6.5	12%	85%	6	24	39	32
Narrow Reveal														
	NRC .80	5200410320	Panels	24 x 24 x 1/2	0.80	35	0.71	6.5	12%	85%	6	24	39	32


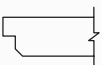
\*NRC and CAC values when used with CertainTeed Sustainable Insulation in unfaced 2-1/2" (R-8) as an overlay above the installed panel (Without insulation overlay: NRC=0.60, CAC=17)

QUATTRO 20™		FORMAT	DIMENSIONS (IN.)	NRC*	CAC*	LR	HOLE SIZE (MM)	PERFORATED AREA	RECYCLED CONTENT	PIECES/CARTON	SQ. FT./CARTON	LBS./CARTON	CARTONS/PALLET	
Trim														
	NRC .75	5200410417	Panels	24 x 24 x 1/2	0.75	35	0.71	9	18%	85%	6	24	39	32
Narrow Reveal														
	NRC .75	5200410422	Panels	24 x 24 x 1/2	0.75	35	0.71	9	18%	85%	6	24	39	32

\*NRC and CAC values when used with CertainTeed Sustainable Insulation in unfaced 2-1/2" (R-8) as an overlay above the installed panel (Without insulation overlay: NRC=0.65, CAC=17)

SIXTO 60™			FORMAT	DIMENSIONS (IN.)	NRC*	CAC*	LR	HOLE SIZE (MM)	PERFORATED AREA	RECYCLED CONTENT	PIECES/CARTON	SQ. FT./CARTON	LBS./CARTON	CARTONS/PALLET
Trim														
	NRC .80	5200609848	Panels	24 x 24 x 1/2	0.80	35	0.71	11	17%	85%	6	24	39	16
Narrow Reveal														
	NRC .80	5200609840	Panels	24 x 24 x 1/2	0.80	35	0.71	11	17%	85%	6	24	39	16


\*NRC and CAC values when used with CertainTeed Sustainable Insulation in unfaced 2-1/2" (R-8) as an overlay above the installed panel (Without insulation NRC=0.70, CAC=17)

BASE 31™		FORMAT	DIMENSIONS (IN.)	NRC*	CAC*	LR	HOLE SIZE (MM)	PERFORATED AREA	RECYCLED CONTENT	PIECES/CARTON	SQ. FT./CARTON	LBS./CARTON	CARTONS/PALLET
Trim													
	5200410489	Panels	24 x 24 x 1/2	—	35	0.82	—	—	85%	6	24	44	32
Narrow Reveal													
	5200410494	Panels	24 x 24 x 1/2	—	35	0.82	—	—	85%	6	24	44	32

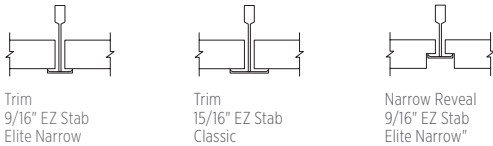
\*CAC values when used with CertainTeed Sustainable Insulation in unfaced 3-1/2" (R-11) as an overlay above the installed panel

# Gyptone® Acoustical Panels

## GYPSUM SMOOTH PANEL



### Edge Details



### Physical Data

**MATERIAL**  
Gypsum

**FLAME SPREAD/SMOKE DEV.**  
Per ASTM E84 — CAN/ULC S102  
Flame Spread: 25 or less  
Smoke Developed: 50 or less  
(Class A per ASTM E1264)

**ASTM E1264 CLASSIFICATION**  
ASTM E1264-22: Type XX, Pattern A G  
ASTM E1264-23: Type G, Form G1, Pattern A G

**VOC EMISSIONS**  
Independently certified compliant  
with California Department of Public  
Health CDPH/EHLB/Standard  
Method Version 1.2, 2017.

**MAINTENANCE**  
Wipe with a soft cloth or vacuum with brush  
attachment. Painted surfaces can be cleaned  
with a damp cloth and mild detergent.







# Gyptone® Big™

## GYPSUM PERFORATED PANEL

Beautiful, innovative large-format perforated gypsum panels create unique spaces.

### Features & Benefits

- Smooth, paintable surface simplifies installation and maintenance, ensuring long, sustainable life
- Screw attach to CertainTeed 1.5" Drywall Suspension System/metric dimension components
- Complementary Gyptone lay-in ceiling panels available for each pattern
- Designed with four tapered edges for easy finishing
- Suitable for wall and ceiling applications and can be shaped to min. 20-ft radius (dry bend)
- Proprietary Saint-Gobain formaldehyde scavenging performance (inherent to all Gyptone products)

### Attributes



EMISSION  
COMPLIANT  
CERTIFIED



RECYCLED  
CONTENT

## LEED® v4

RECYCLED CONTENT

up to 85%

- ✓ EQ: Interior Lighting
- ✓ MR: PBT Source Reduction (Healthcare)
- ✓ EQ: Acoustic Performance
- ✓ EQ: Prereq. Min. Acoustic Performance (Schools)
- ✓ EQ: Low-Emitting Materials
- ✓ MR: Material Ingredients (HPDs)
- ✓ MR: Sourcing Raw Materials

LEED® is a registered trademark of the U.S. Green Building Council.

### CERTIFICATIONS & PRODUCT DECLARATIONS



HPD AVAILABLE

# Gyptone® Big

## GYPSUM PERFORATED PANEL

Gyptone® Big™	DIMENSIONS (IN.)	NRC*	CAC*	HOLE SIZE (MM)	PERFORATED AREA	RECYCLED CONTENT	MAX PIECES/ PALLET	SQ. M (FT.)/ PIECE	LBS./ PALLET
<b>Line 6</b>									
5200605112	1200 x 2400 x 12.5 (≈47.2 x 94.5 x 1/2)	Ceiling: 0.60 Wall: 0.65†	—	6 x 80	13%	85%	45	3 (31)	2286
<b>Quattro 41</b>									
5200605090	1200 x 2400 x 12.5 (≈47.2 x 94.5 x 1/2)	Ceiling: 0.70 Wall: 0.80†	—	12x12	16%	85%	45	3 (31)	2286
<b>Quattro 46</b>									
5200640995	1200 x 2400 x 12.5 (≈47.2 x 94.5 x 1/2)	Ceiling: 0.60 Wall: 0.60†	—	12x12	10%	85%	45	3 (31)	2286
<b>Sixto 63</b>									
5200545808	1200 x 2400 x 12.5 (≈47.2 x 94.5 x 1/2)	Ceiling: 0.65 Wall: 0.70†	—	12D	15%	85%	45	3 (31)	2295
<b>Sixto 65</b>									
5200607125	900 x 2700 x 12.5 (≈35.4 x 106.3 x 1/2)	Ceiling: 0.75 Wall: 0.85†	—	12D	17%	85%	45	3 (26.1)	1926


\*NRC and CAC values when used with CertainTeed Sustainable Insulation in unfaced 2-1/2" (R-8) as an overlay above the installed panel (Without insulation NRC=0.70, CAC=17)

## Accessories


GYPTONE BIG ACCESSORIES		PRODUCT NAME	PIECES/ CARTON	USE
—	5200428567	Quattro 41 Access Panel	1	Access Panel for Quattro 41 Ceiling
—	5200428599	Line 6 Access Panel	1	Access Panel for Line 6 Ceiling
—	5200428548	Sixto 63 Access Panel	1	Access Panel for Sixto 63 Ceiling
—	5200428576	Quattro 46 Access Panel	1	Access Panel for Quattro 46 Ceiling
	5200412213	C-Channel	12	For use in framing the perimeter of the wall structure in a Gyptone BIG or Gyptone BIG Curve wall application
	5200412216	Z-Channel	12	For use in framing horizontally across the wall structure in a Gyptone BIG or Gyptone BIG Curve wall application
	5200412717	QSTR 25 Screw	1000	For use when attaching Gyptone BIG boards to metal framing in perforated area

# Gyptone® Big

## GYPSUM PERFORATED PANEL



Line 6




Quattro 41



Quattro 46



Sixto 63



Sixto 65



Gyptone BIG access panels are quick to install and virtually invisible because the gap between the ceiling and the hatch is minimal. This fully integrated solution is available for most Gyptone BIG patterns and allows for easy access to the plenum. (Not available for Gyptone BIG Sixto 65)

### Physical Data

#### MATERIAL

Gypsum

#### FLAME SPREAD/SMOKE DEV.

Per ASTM E84 — CAN/ULC S102

Flame Spread: 25 or less

Smoke Developed: 50 or less

(Class A per ASTM E1264)

#### ASTM E1264 CLASSIFICATION

ASTM E1264-22: Type XX, Pattern A G

ASTM E1264-23: Type G, Form G1, Pattern A G

#### VOC EMISSIONS

Independently certified compliant with California Department of Public Health CDPH/EHLB/Standard Method Version 1.2, 2017.

#### MAINTENANCE

Wipe with a soft cloth or vacuum with brush attachment. Painted surfaces can be cleaned with a damp cloth and mild detergent.









# Gyptone® Big™ Curve

## GYPSUM PERFORATED PANEL

Unleash your imagination with these large-format, perforated gypsum boards.

### Features & Benefits

- Adaptable acoustics and design possibilities to surpass your imagination
- Available in three perforation patterns for screw attachment to walls and ceilings
- Can be curved to a min. 10-ft radius (dry bend) and min. 5-ft radius (wet bend)
- Smooth, paintable surface simplifies installation and maintenance, ensuring long, sustainable life
- Tapered edges on long sides only for easy finishing
- Proprietary Saint-Gobain formaldehyde scavenging performance (inherent to all Gyptone products)

### Attributes



EMISSION  
COMPLIANT  
CERTIFIED



RECYCLED  
CONTENT

## LEED® v4

### RECYCLED CONTENT

up to 85%

- ✓ MR: PBT Source Reduction (Healthcare)
- ✓ EQ: Acoustic Performance
- ✓ EQ: Prereq. Min. Acoustic Performance (Schools)
- ✓ EQ: Low-Emitting Materials
- ✓ MR: Material Ingredients (HPDs)
- ✓ MR: Sourcing Raw Materials

LEED® is a registered trademark of the U.S. Green Building Council.

### CERTIFICATIONS & PRODUCT DECLARATIONS



HPD AVAILABLE

# Gyptone® Big™ Curve




## GYPSUM PERFORATED PANEL

Gyptone® Big™ Curve	DIMENSIONS MM (≈IN.)	NRC*	CAC*	HOLE SIZE (MM)	PERFORATED AREA	RECYCLED CONTENT	MIN PIECES/ PALLET	SO. M (FT.)/ PIECE	MIN WEIGHT/ PALLET (LBS.)
<b>Line 6</b>									
5200809688	1200 x 2400 x 6.5 (≈47.2 x 94.5 x 1/4)	Ceiling: 0.60 Wall: 0.65†	—	6 x 80	13%	85%	1	3 (≈31)	35
<b>Quattro 41</b>									
5200609695	1200 x 2400 x 6.5 (≈47.2 x 94.5 x 1/4)	Ceiling: 0.70 Wall: 0.80†	—	12	16%	85%	45	3 (≈31)	35
<b>Sixto 63</b>									
5200609700	1200 x 2400 x 6.5 (≈47.2 x 94.5 x 1/4)	Ceiling: 0.65 Wall: 0.70†	—	12	15%	85%	45	3 (≈31)	35

\*NRC value when used with CertainTeed Sustainable Insulation in unfaced 2-1/2" (R-8) as an overlay above the installed panel.

†NRC value when used with CertainTeed Sustainable Insulation in unfaced 2-1/2" (R-8) in wall cavity

## Accessories

GYPTONE BIG CURVE ACCESSORIES	PRODUCT NAME	PIECES/ CARTON	USE
	5200412213 C-Channel	12	For use in framing the perimeter of the wall structure in a Gyptone BIG or Gyptone BIG Curve wall application
	5200412216 Z-Channel	12	For use in framing horizontally across the wall structure in a Gyptone BIG or Gyptone BIG Curve wall application
	5200609148 QSC 25 Screw	1000	For use when attaching Gyptone BIG Curve to metal framing in perforated area



Line 6



Quattro 41



Sixto 63

## Physical Data

### MATERIAL

Gypsum

### FLAME SPREAD/SMOKE DEV.

Per ASTM E84 — CAN/ULC S102

Flame Spread: 25 or less

Smoke Developed: 50 or less

(Class A per ASTM E1264)

### ASTM E1264 CLASSIFICATION

ASTM E1264-22: Type XX, Pattern A G

ASTM E1264-23: Type G, Form G1, Pattern A G

A G

### VOC EMISSIONS

Independently certified compliant with California Department of Public Health CDPH/EHLB/Standard Method Version 1.2, 2017.



# Vinylrock™

## GYPSUM SMOOTH PANEL

A gypsum panel designed for applications that require repeated cleaning or need to meet governmental sanitary standards.

### Features & Benefits

- Vinyl-faced, highly durable gypsum panel
- Appropriate for use in ceilings that require repeated cleaning and suitable for cleaning with common sanitizing chemicals
- Satisfies USDA/FSIS guidelines for sanitary applications
- Exceeds FGI guidelines for cleanability
- Suited as clean room component to ISO Class 5
- Health Product Declaration (HPD) available for this product
- Very high recycled content (94% pre-consumer / 5% post-consumer)
- Environmental Product Declaration (EPD) available for this product

### Attributes



SAG RESISTANT



EMISSION  
COMPLIANT  
CERTIFIED



WASHABLE W/  
SANITIZING  
CHEMICALS



LR 0.78

## LEED® v4

RECYCLED CONTENT	99%	
	PRE: 94%	POST: 5%
✓	MR: PBT Source Reduction (Healthcare)	
✓	EQ: Daylight	
✓	EQ: Low-Emitting Materials	
✓	MR: Material Ingredients (HPDs)	
✓	MR: Sourcing Raw Materials	
✓	MR: Environmental Product Declarations (EPDs)	

LEED® is a registered trademark of the U.S. Green Building Council.

### CERTIFICATIONS & PRODUCT DECLARATIONS




EPD AVAILABLE



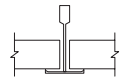
HPD AVAILABLE

## GYPSUM SMOOTH PANEL

Vinylrock™		FORMAT	DIMENSIONS (IN.)	NRC	CAC	RECYCLED CONTENT	PIECES/CARTON	SQ. FT./ CARTON	LBS./ CARTON	CARTONS/ PALLET
Reveal										
	1142-CRF-1	Panels	24 x 24 x 1/2	—	34	99%	8	32	46	44
	1140-CRF-1	Panels	24 x 48 x 1/2	—	36	99%	4	32	46	44

CAN'T FIND A SIZE? Contact your local Sales Representative or call 800-233-8990

### Edge Details



Trim  
15/16" EZ Stab  
Classic

### Physical Data

#### MATERIAL

Gypsum

#### FLAME SPREAD/SMOKE DEV.

Per ASTM E84 — CAN/ULC S102

Flame Spread: 25 or less

Smoke Developed: 50 or less

(Class A per ASTM E1264)

#### ASTM E1264 CLASSIFICATION

ASTM E1264-22: Type XX, Pattern G

ASTM E1264-23: Type G, Form G2, Pattern G

#### VOC EMISSIONS

Independently certified compliant with California Department of Public Health CDPH/EHLB/Standard Method Version 1.2, 2017.

#### MAINTENANCE

Wash tested to 2,000+ cycles.

Cleanable with sanitizing chemicals.

#### WARRANTY

10-year 104/90 Limited Warranty increases to 30 years when installed with CertainTeed suspension systems. Full warranty information can be found at [certainteed.com/warranty](https://certainteed.com/warranty).







2025

# QUICK SHIP WOOD & METAL PORTFOLIO

---





Box 4 Decorated Wood-Look | Shake Shack Las Vegas | © Bob Perzel



Panels | Lisle Elementary School | © Studio 66 LLC



# VERSATILE SOLUTIONS THAT KEEP YOUR PROJECTS MOVING

Up to 2500 square feet of select CertainTeed Wood or Metal ceilings and walls, ready to ship in 4 weeks or less. Choose from planks, panels, or modules with numerous accessory, trim, and installation hardware options. Features include beautiful finishes, custom materials and color matching, noise reduction coefficients (NRC) as high as 1.15, and low-VOC-emitting materials for maintaining indoor air quality.


Contact your local representative for information on product inventory and lead times on Quick Ship product orders exceeding 2500 square feet.

**For design, specification, or technical support, visit [certainteed.com/products/ceiling-wall-systems-products](https://certainteed.com/products/ceiling-wall-systems-products) or contact CertainTeed customer service at 1-800-233-8990.**

QUICK SHIP WOOD & METAL



Box 6, Decorated Wood-Look Northwest Mountain Hemlock 8486  
Fribley Hall | © Studio 66 LLC




Lay-in Grilles | Juanita High School | © Benjamin Benschneider





Linear Planks | OHSU Knight Cancer Institute | © Brad Feinknopf/OTTO



QUICK SHIP WOOD & METAL

169 Linear Plank | Komatsu America Corp. Headquarters | © Tom Harris



Grille Modules | Central Bank Center | © Studio 66 LLC





QUICK SHIP WOOD & METAL


Box 6, Decorated Wood-Look Anigre 8453 | ATY Regional Airport | © Mitchell Stier Photography



Linear Planks | Bates College | © Jeremy Bittermann / JBSA







## Panelized Linear

Enhance your space with the natural warmth and beauty of Panelized Linear wood systems, offering superior acoustic performance and design flexibility. Choose from a variety of standard and custom configurations, solid wood and veneer species, and optional finishes to match your design needs. Achieve noise reduction coefficients up to 0.75 NRC and enjoy flexible installation options, including fully-accessible methods. Elevate your design with Decoustics® fully-engineered solutions for a seamless, polished look.

### Features & Benefits

- Nominal Panel Sizes:
  - Solid Wood: Width up to 24", Length up to 120"
  - Veneer: Width up to 24", Length up to 120"
- Add a unique three-dimensional aesthetic to open plenum spaces
- Enhance your space with the natural warmth and character of solid wood and veneer species
- Achieve noise reduction coefficients up to 0.90 NRC (Walls) and 0.80 NRC (Ceilings) for a quieter environment
- Flexible installation options with modular installation for improved accessibility and faster installation than traditional linear planks
- Stability and handleability with hardwood plywood backers, reducing the need to predrill
- Optional acoustical felt, woven fabric, thermoplastic, or molded fiberglass conceal backers for a polished, consistent visual
- Integrate ceiling and wall systems, as well as interior and exterior visuals with solid wood options for exterior soffit, overhang, and protected ceilings, for a cohesive design
-  Quick Ship options available to ship in 4 weeks or less<sup>6</sup>

<sup>6</sup> Orders under 2,500 square feet available to ship in 4 weeks or less; call for best available lead time greater than 2,500 square feet

### Attributes



TESTED PER ASTM E84  
AND CAN/ULC-S102



NRC  
UP TO 0.90



CUSTOMIZATION  
AVAILABLE



QUICK SHIP  
AVAILABLE

## LEED® v4

RECYCLED CONTENT<sup>1</sup>

up to 65%

- ✓ EQ: Acoustic Performance (EQc)<sup>2</sup>
- ✓ EQ: Low-Emitting Materials (EQc)<sup>3</sup>
- ✓ MR: Regional Materials (MR Credits)<sup>4</sup>
- ✓ MR: EPD (MRc2)
- ✓ MR: Raw Materials Sourcing (MRc4)<sup>5</sup>

<sup>1</sup> Pre-Consumer Recycled Content (veneered products only)

<sup>2</sup> Varies by configuration; acoustic performance achieved with the use of backing and/or infill materials

<sup>3</sup> CertainTeed Wood Ceiling and Wall products meet General Emissions Evaluation per the CDPH standard; v1.2 2017

<sup>4</sup> 200% credit if project with 100 miles of manufacturing site

<sup>5</sup> Ask about FSC® availability (FSC-C151918)

LEED® is a registered trademark of the U.S. GreenBuilding Council.

### CERTIFICATIONS & PRODUCT DECLARATIONS



FSC® AVAILABLE  
ON REQUEST

LOW  
VOC

LOW-EMITTING  
MATERIALS / LOW VOC  
(CDPH/EHLB/  
STANDARD METHOD  
VERSION 1.2, 2017)



EPD AVAILABLE



SAINT-GOBAIN



# Panelized Linear

## Colors & Finishes

A wide variety of solid wood and veneer species, cuts, and matches are available. Additional custom materials and color matching are also available upon request. Actual shades or grains may vary; request a sample for more accurate finish portrayal. Solid wood and veneer species are shown with a clear finish and top coat. The three character species code is followed by the single character finish code.

For example: Solid Poplar (WPL) in an Oat finish (D) is WPLD. Species below shown with clear finish (O).

### Standard Solid Woods

#### Hardwoods



Poplar  
(WPL)

#### Softwoods




Hemlock Mixed Grain  
(WHMO)




Hemlock Vertical  
Grain (WHVO)

### Standard Veneers


#### Plain Slice Veneers




Plain Slice Natural  
Cherry (VPCO)




Plain Slice Maple  
(VPMO)



Plain Slice Red Oak  
(VPRO)




Plain Slice White Oak  
(VPOO)




Plain Slice Walnut  
(VPWO)


#### Quartered and Rift Cut Veneers




Quartered Cherry  
(VQCO)




Quartered Maple  
(VQMO)



Rift Cut Red Oak  
(VRR0)




Rift Cut White Oak  
(VROO)




Quartered Walnut  
(VQWO)


#### Reconstituted Quartered Veneers\*




Quartered Cherry  
(RRCO)




Quartered Maple  
(RMC0)



Quartered Blonde  
(RQBO)



Quartered Oak  
(RROO)



Quartered Walnut  
(RWNO)

\*Engineered from natural wood to deliver a uniform appearance across an installation

## Stains and Finishes


### Standard Stains and Finishes<sup>1,2</sup>




Clear (O)




Patina (A)




Sepia (J)




Hazel (L)




Oat (D)



Auburn (H)



Merlot (I)



Coffee (C)



Opaque White (5)

<sup>1</sup>Standard Solid Wood Stains and Finishes shown on Poplar (WPL)

<sup>2</sup>Standard Veneer Stains and Finishes: Plain Slice Maple Patina (VMPA), Plain Slice Cherry Auburn (VPCH), Plain Slice Cherry Merlot (VPCI), and Plain Slice Walnut Coffee (VPWC)

Species and Finish available for Quick Ship orders



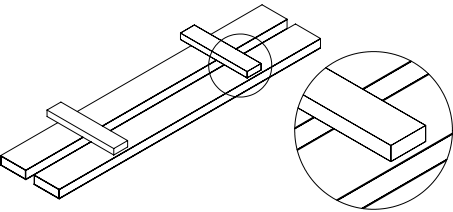
Additional veneer species, stains, color matching and finishes are available upon request. Please see catalog for more options or contact your local sales representative to get started.

# Panelized Linear

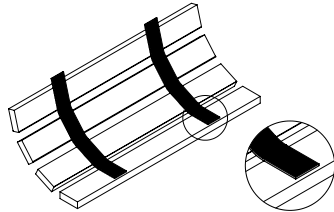
## Product Construction

Available in a variety of standard and customizable options, as well as a fully-engineered Decoustics Panelized Linear solution. Contact your local Sales Representative for additional custom configurations.

**Standard and Custom Solutions:** \_\_\_\_\_  
3/4" Solid Wood or Veneered Composite Panel

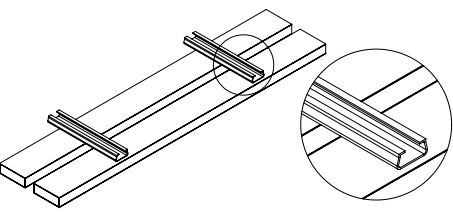


Hardwood Plywood\*  
\*Exterior Grade Plywood Backers available exterior soffit applications



Flexible Thermoplastic Backers

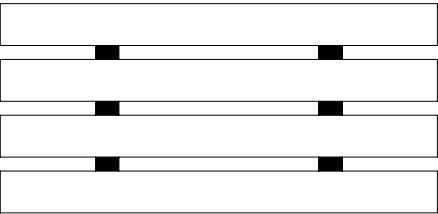
**Fully-Engineered Solutions:**  
5/8" or 3/4" Veneered Composite Planks



Extruded Aluminum Backers

## Reveal Options

**Open Reveal**  
Plenum visible between planks

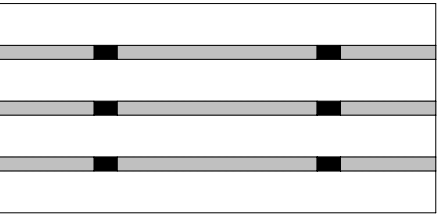


**Solid Reveals**  
Obscured view of plenum between planks




- Acoustical Felt
- Thermoplastic, Solid\*
- Woven Fabrics

**Screen Reveal\***  
Translucent material between planks

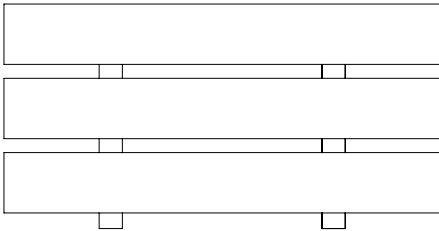


\* Screen & Thermoplastic reveals are acceptable for use in exterior soffit applications

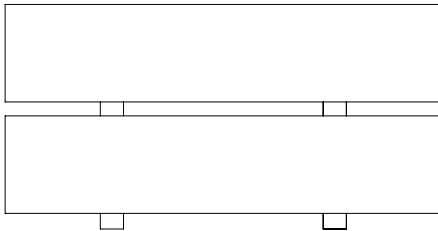
## Standard Configuration Options



L3 (3" Nominal Linear Planks, Open Reveal)



L4 (4" Nominal Linear Plank) Open Reveal



L6 (6" Nominal Linear Plank) Open Reveal

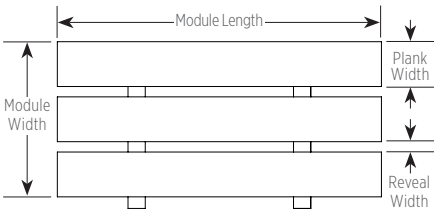
## Custom Configuration Options

Contact your local Sales Representative for additional custom configuration and fully-engineered options including linear array and visual patterns, material options, and plank and module alternative dimensions.

<b>Plank Widths</b>	Solid Wood: Up to 8" Veneer: Up to 12"
<b>Reveal Widths*</b>	Varies
<b>Module Widths**</b>	Up to 2'
<b>Module Length***</b>	Up to 10'

\*Typical Module Width 1'  
\*\*Typical Reveal Width 3/4"  
\*\*\*Module Length Nominal - 1"

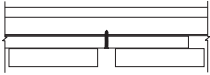
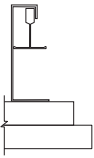
### Custom Plank Widths and Reveals



Additional custom and fully-engineered options including shapes, sizes, suspension and mounting systems, design returns and trims, and finishing options may be available for design flexibility. Contact your local sales representatives to get started.

# Panelized Linear

## Standard Product Configurations

		APPLICATION	DIMENSIONS (W x L x H) (in.)	REVEAL WIDTH (in.)	AVAILABLE CONFIGURATIONS	MATERIAL
Direct Mount (Screw or 15/16" Backer Clip)						
	6310 ___	Ceilings and Walls	12" x 96" x 1-1/4"	3/4"	L3, L4, L6	Veneer
	6410 ___	Ceilings and Walls	12" x 96" x 1-1/4"	3/4"	L3, L4, L6	Solid Wood
	6320 ___	Ceilings and Walls	24" x 96" x 1-1/4"	3/4"	L3, L4, L6	Veneer
	6420 ___	Ceilings and Walls	24" x 96" x 1-1/4"	3/4"	L3, L4, L6	Solid Wood
Concealed Access (C-Hanger)						
	6120 ___	Ceilings	24" x 96" x 5-1/4"	3/4"	L3, L4, L6	Veneer
	6220 ___	Ceilings	24" x 96" x 5-1/4"	3/4"	L3, L4, L6	Solid Wood






To specify or order a specific product, include the 4-digit Item Number followed by the 2-character Configuration Code and the 4-character Color Code.

**Example:** To specify or order 12" x 96" Direct Mount Panelized Linear with 4" Planks in Plain Slice Cherry, the item number would be **6310L4VPCO**

 Configuration available for Quick Ship orders (L4 and L6 only)

## Standard Trims and Accessories

Trim and Trim Accessories sold by the piece as needed for the specific installation and includes the installation accessories as noted.

INSTALLATION ACCESSORIES		PRODUCT NAME	COLOR	USE
	C-124	Backer Mounting Clip	Black	Optional backer clip for direct mount applications on 15/16" EZ Stab Classic suspension systems; includes screw hole for positive attachment, where required; 1' wide modules: two (2) clips per 2' length, 2' wide modules: three (3) clips per 2' length
	1015T4___	4" x 96" x 3/4" Trim	Veneer Finishes	4" perimeter trim; each 96" trim piece includes one (1) 3" Alignment Splice Plate (C-101) and four (4) 90 Degree Perimeter Trim Brackets (C-116) for trim installation
	1025T6___	6" x 96" x 3/4" Trim	Veneer Finishes	6" perimeter trim; each 96" trim piece includes one (1) 3" Alignment Splice Plate (C-101) and four (4) 90 Degree Perimeter Trim Brackets (C-116) for trim installation
	1105T4___	4" x 96" x 3/4"	Solid Wood Finishes	4" perimeter trim; each 96" trim piece includes one (1) 3" Alignment Splice Plate (C-101) and four (4) 90 Degree Perimeter Trim Brackets (C-116) for trim installation*
	1105T6___	6" x 96" x 3/4"	Solid Wood Finishes	6" perimeter trim; each 96" trim piece includes one (1) 3" Alignment Splice Plate (C-101) and four (4) 90 Degree Perimeter Trim Brackets (C-116) for trim installation*

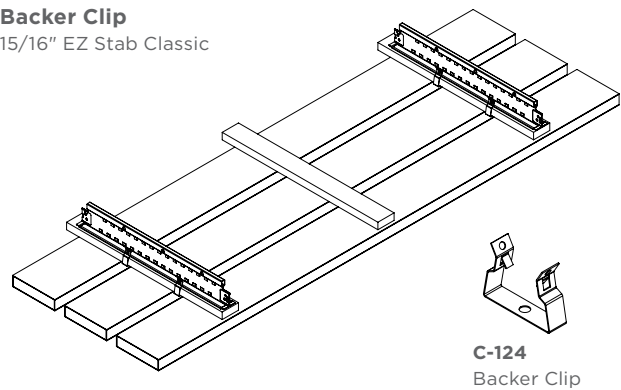
QUICK SHIP WOOD & METAL



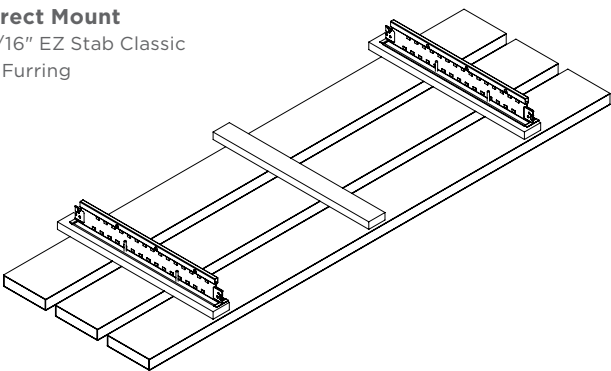
# Panelized Linear

## Installation Examples

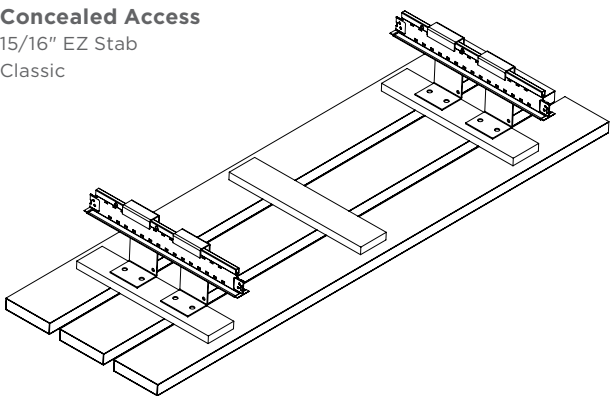
**Backer Clip**  
15/16" EZ Stab Classic



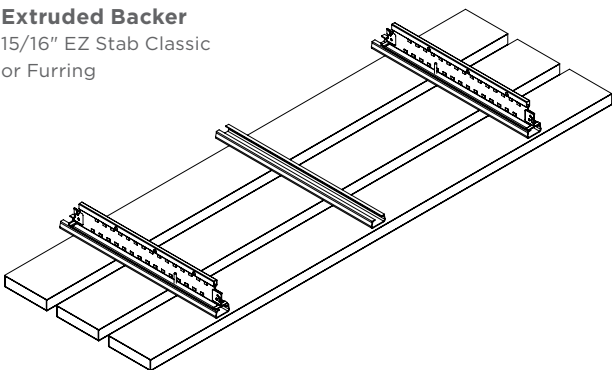
**Direct Mount**  
15/16" EZ Stab Classic  
or Furring



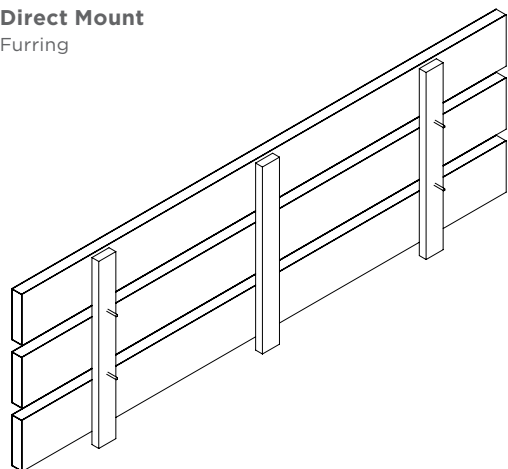
**Concealed Access**  
15/16" EZ Stab  
Classic



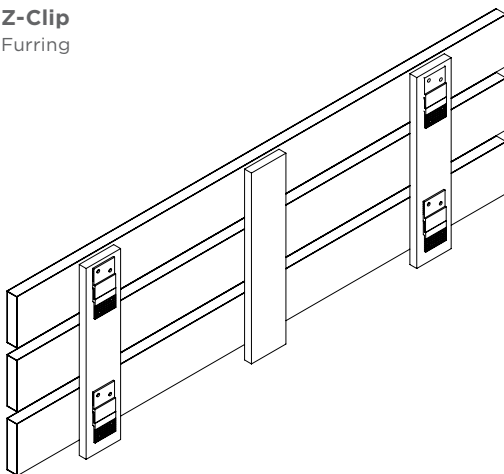
**Extruded Backer**  
15/16" EZ Stab Classic  
or Furring



**Direct Mount**  
Furring



**Z-Clip**  
Furring



# Panelized Linear

## Physical Data

### MATERIAL

Fire-retardant NAUF composite wood or solid wood planks; hardwood plywood, or extruded aluminum backers

### WEIGHT

Solid Wood Configurations:  
≤1.6 lbs./sq. ft. (typical system weight)  
Veneered Configurations:  
≤3.0 lbs./sq. ft. (typical system weight)

### FLAME SPREAD/SMOKE DEV.

#### Per ASTM E84 — CAN/ULC S102

Veneered Planks:  
Flame Spread: 25 or less  
Smoke Developed: 50 or less  
(Class A per ASTM E1264)

Solid Wood Planks:  
ASTM E84 and CAN/ULC-S102  
Flame Spread: 200 or less  
Smoke Developed: 150 or less  
(Class C per ASTM E1264)

### SEISMIC INSTALLATION

See installation details for seismic area installation information. Consult local code officials for jurisdictional requirements. Panelized Linear with aluminum, plywood, or thermoplastic backers can be positively attached to suspension systems or structure.

Per IBC the maximum system weight for ceilings installed with Acoustical Suspension Systems in Seismic Design Categories C, D, E, and F is 4.0 lbs./sq. ft. when referencing ICC-ES ESR-3336. System weights greater than 4.0 lbs./sq. ft. may require local Professional Engineering services.

### APPLICATION CONSIDERATIONS

Wood panels must be acclimatized for 72 hours prior to installation. Maintain relative humidity between 25% and 55% and temperature between 50°F and 80°F (10°C and 26°C) for the life of the product.

Wood is a natural material with varying grain and color characteristics.

Characteristics may vary from panel to panel. For a more uniform appearance, consider reconstituted veneer options.

### VISUAL CONSIDERATIONS

Surface Finish: clear or tinted topcoat  
20 GU @ 60° (20% sheen)

### EXTERIOR APPLICATIONS

Softwood or White Oak Planks with Exterior Grade Plywood Backers; Surface Finish: clear, non-yellowing Polyester Urethane Acrylate exterior-grade topcoat 20 GU @ 60° (20% sheen)

### WARRANTY

Full warranty information can be found at [certainteed.com/warranty](https://certainteed.com/warranty).

## Acoustical Performance

CONFIGURATION	INFILL	FREQUENCY (HZ)						NRC
		125	250	500	1000	2000	4000	
A Mount per ASTM C423-17 (Wall)								
L4, Felt Reveal	2" Fiberglass	0.43	1.09	1.03	0.78	0.62	0.40	0.90
L4, Open Reveal	2" Fiberglass	0.40	1.07	1.04	0.78	0.59	0.39	0.85
L4, Felt Reveal	1" Theater Black	0.22	0.60	0.98	0.88	0.62	0.45	0.75
L6, Felt Reveal	2" Fiberglass	0.53	0.89	0.77	0.60	0.44	0.29	0.70
L6, Felt Reveal	1" Theater Black	0.26	0.62	0.81	0.61	0.43	0.31	0.60
L4, Felt Reveal	No Infill	-0.06	0.06	0.06	0.12	0.58	0.36	0.20
L6, Felt Reveal	No Infill	0.08	0.02	0.04	0.09	0.38	0.24	0.15
E-400 Mount per ASTM C423-17 (Ceiling)								
L4, Felt Reveal	2" Fiberglass	0.42	0.82	0.92	0.82	0.65	0.46	0.80
L4, Felt Reveal	1" Theater Black	0.56	0.84	0.71	0.72	0.64	0.48	0.75
L4, Open Reveal	1" Theater Black	0.57	0.92	0.75	0.75	0.62	0.45	0.75
L6, Felt Reveal	2" Fiberglass	0.52	0.68	0.76	0.64	0.48	0.35	0.65
L6, Open Reveal	2" Fiberglass	0.49	0.75	0.78	0.62	0.43	0.33	0.65
L6, Felt Reveal	1" Theater Black	0.57	0.70	0.62	0.55	0.47	0.36	0.60
L4, Felt Reveal	No	0.50	0.69	0.33	0.33	0.27	0.42	0.40
L6, Felt Reveal	No	0.58	0.63	0.31	0.25	0.21	0.33	0.35



# Continuous Linear Planks

This versatile line of linear planks offers a multitude of finish options and easy installation to seamlessly create a continuous, linear visual.

## Features & Benefits

- Plank Sizes:
  - Solid Wood: Nominal Widths up to 6" (5-1/4" with 3/4" Reveal), Lengths up to 120"
  - Veneer: Nominal Widths up to 8" (7-1/4" Actual with 3/4" Reveal), Lengths up to 120"
- Available in a variety of standard and custom configurations to complement design elements, installation requirements, and acoustic performance
- Achieve noise reduction coefficients up to 0.90 NRC (Walls) and 0.80 NRC (Ceilings)
- Manufactured with sustainable wood materials
- Comprised of low-emitting materials and components
- Options for use in exterior soffit and overhang applications available Hemlock and White Oak for exterior soffit applications with exterior-grade, non-yellowing topcoat
-  Quick Ship options available to ship in 4 weeks or less<sup>6</sup>

<sup>6</sup> Orders under 2,500 square feet available to ship in 4 weeks or less; call for best available lead time greater than 2,500 square feet

## Attributes



TESTED PER ASTM E84  
AND CAN/ULC-S102



NRC  
UP TO 0.90



CUSTOMIZATION  
AVAILABLE



QUICK SHIP  
AVAILABLE

Photo © Chris Phebus / Kroger Field, University of Kentucky, Lexington, KY

## LEED® v4

RECYCLED CONTENT<sup>1</sup>

up to 70%

- ✓ EQ: Acoustic Performance (EQc)<sup>2</sup>
- ✓ EQ: Low-Emitting Materials (EQc)<sup>3</sup>
- ✓ MR: Regional Materials (MR Credits)<sup>4</sup>
- ✓ MR: EPD (MRc2)
- ✓ MR: Raw Materials Sourcing (MRc4)<sup>5</sup>

<sup>1</sup> Pre-Consumer Recycled Content (veneered products only)

<sup>2</sup> Varies by configuration; acoustic performance achieved with the use of backing and/or infill materials

<sup>3</sup> CertainTeed Wood Ceiling and Wall products meet General Emissions Evaluation per the CDPH standard; v1.2 2017

<sup>4</sup> 200% credit if project with 100 miles of manufacturing site

<sup>5</sup> Ask about FSC® availability (FSC-C151918)

LEED® is a registered trademark of the U.S. Green Building Council.

## CERTIFICATIONS & PRODUCT DECLARATIONS



FSC® AVAILABLE  
ON REQUEST

LOW  
VOC

LOW-EMITTING  
MATERIALS / LOW VOC  
(CDPH/EHLB/  
STANDARD METHOD  
VERSION 1.2, 2017)



EPD AVAILABLE



# Continuous Linear Planks

## Colors & Finishes

A wide variety of solid wood and veneer species, cuts, and matches are available. Additional custom materials and color matching are also available upon request. Actual shades or grains may vary; request a sample for more accurate finish portrayal. Solid wood and veneer species are shown with a clear finish (O). The three character species code is followed by the single character finish code.

For example: Solid Poplar (WPL) in an Oat finish (D) is WPLD.

## Standard Solid Woods

### Hardwoods



Poplar  
(WPL) 

### Softwoods




Hemlock Mixed Grain  
(WHMO) 




Hemlock Vertical  
Grain (WHVO)

## Standard Veneers


### Plain Slice Veneers




Plain Slice Natural  
Cherry (VPCO) 




Plain Slice Maple  
(VPMO) 



Plain Slice Red Oak  
(VPRO) 




Plain Slice White Oak  
(VPOO) 




Plain Slice Walnut  
(VPWO) 


### Quartered and Rift Cut Veneers



Quartered Cherry  
(VQCO) 




Quartered Maple  
(VQMO) 



Rift Cut Red Oak  
(VRR0) 




Rift Cut White Oak  
(VROO) 




Quartered Walnut  
(VQWO) 


### Reconstituted Quartered Veneers\*




Quartered Cherry  
(RRCO) 




Quartered Maple  
(RMC0) 



Quartered Blonde  
(RQB0) 



Quartered Oak  
(RROO) 




Quartered Walnut  
(RWN0) 


\*Engineered from natural wood to deliver a uniform appearance across an installation

## Stains and Finishes


### Standard Stains and Finishes<sup>1,2</sup>



Clear (O) 




Patina (A)



Sepia (J)




Hazel (L)




Oat (D)



Auburn (H)



Merlot (I)



Coffee (C)



Opaque White (5)

<sup>1</sup>Standard Solid Wood Stains and Finishes shown on Poplar (WPL)

<sup>2</sup>Standard Veneer Stains and Finishes: Plain Slice Maple Patina (VMPA), Plain Slice Cherry Auburn (VPCH), Plain Slice Cherry Merlot (VPCI), and Plain Slice Walnut Coffee (VPWC)

 Species and Finish available for Quick Ship orders




Additional veneer species, stains, color matching and finishes are available upon request. Please see catalog for more options or contact your local sales representative to get started.


# Continous Linear Planks

## Product Configuration and Customization

**6" Nominal Planks (L6)**  
5-1/4" Planks, 3/4" Reveal




**4" Nominal Planks (L4)**  
3-1/4" Planks, 3/4" Reveal




## Reveal Options

**Open Reveal**  
Plenum visible between blades



**Felt Reveal\***  
Obscured view of plenum



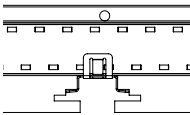
\*Felt for Furring Clip Planks supplied in 300' rolls for field installation

## Plank Size and Configuration Options

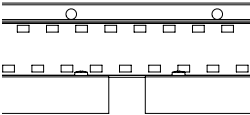
	NOMINAL WIDTH <sup>1</sup>	REVEAL WIDTH <sup>1</sup>	LENGTH
Furring Clip Planks	4" to 6"	3/4"	36" to 120"
Direct Mount Planks	3" to 8"	3/4", typ.	36" to 120"

<sup>1</sup>Direct Mount Planks may be installed with any desired spacing between planks

Furring Clip Planks  
Ceilings and Walls



Direct Mount  
Planks Ceilings



## Standard Product Configurations

Furring Clip Planks	DIMENSIONS (W x L x H)	REVEAL <sup>2</sup>	APPLICATION
Solid Wood Furring Clip Planks			
3110L4	3-1/4" x 96" x 3/4"	3/4" Open Reveal	Ceilings and Walls
3120L6	5-1/4" x 96" x 3/4"	3/4" Open Reveal	Ceilings and Walls
Veneer Furring Clip Planks			
3410L4	3-1/4" x 96" x 3/4"	3/4" Open Reveal	Ceilings and Walls
3420L6	5-1/4" x 96" x 3/4"	3/4" Open Reveal	Ceilings and Walls

<sup>2</sup>Optional felt supplied in 300' rolls for field installation; Factory-installed Thermoplastic and Screen Reveals available for exterior soffit applications

Configuration available for Quick Ship orders.










Direct Mount Planks	DIMENSIONS (W x L x H)	REVEAL <sup>3</sup>	APPLICATION
Solid Wood Direct Mount Planks			
3105L4	3-1/4" x 96" x 3/4"	3/4" Open Reveal (typ.)	Ceilings
3115L6	5-1/4" x 96" x 3/4"	3/4" Open Reveal (typ.)	Ceilings
Veneer Direct Mount Planks			
3405L4	3-1/4" x 96" x 3/4"	3/4" Open Reveal (typ.)	Ceilings
3415L6	5-1/4" x 96" x 3/4"	3/4" Open Reveal (typ.)	Ceilings


<sup>3</sup>Optional factory installed felt available; Factory-installed Thermoplastic and Screen Reveals available for exterior soffit applications

# Continuous Linear Planks

## Standard Trims and Accessories

Trim and Trim Accessories sold by the piece as needed for the specific installation and includes the installation accessories as noted.

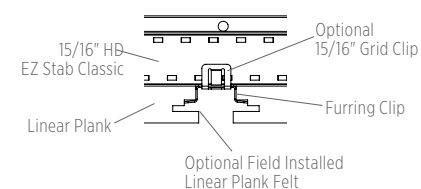
INSTALLATION ACCESSORIES	PRODUCT NAME	COLOR	USE
	C-111	Grid Clip	Metal
	C-110	Furring Clip	Metal
	C-101	Splice Clip For Linear Alignment	Metal
	C-112	Twist Clip for Direct Mount Planks	Metal
	Felt-LP-300	Stiffened Felt	Black
	1015T4	4" x 96" x 3/4" Trim	Veneer Finishes
	1025T6	6" x 96" x 3/4" Trim	Veneer Finishes
	1105T4	4" x 96" x 3/4"	Solid Wood Finishes
	1105T6	6" x 96" x 3/4"	Solid Wood Finishes

 Additional options including shapes, sizes, suspension and mounting systems, design returns and trims, and finishing options are available for design flexibility. Contact your local sales representatives to get started.

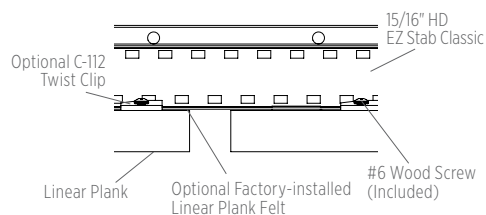
## Installation Examples

### Ceilings

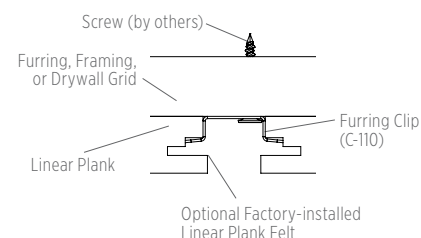
#### Furring Clip Planks 15/16" Grid (Optional Grid Clip)



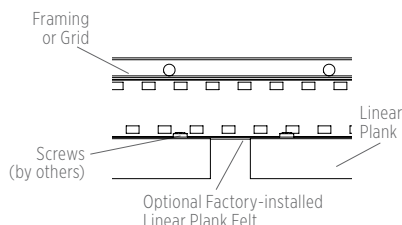
#### Direct Mount Planks Twist Clip, 15/16" Grid



#### Furring Clip Planks Furring, Framing, or Drywall Grid

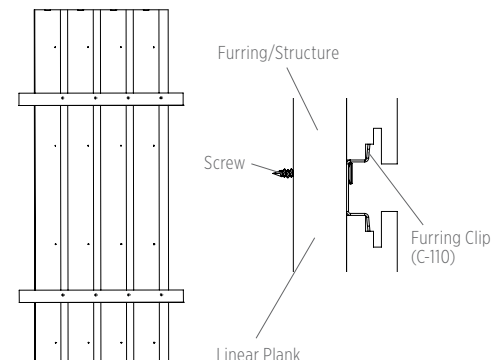


#### Direct Mount Planks Framing, Drywall Grid, or 15/16" Grid

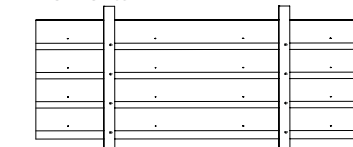


### Walls

#### Furring Clip Planks Vertical



#### Horizontal





# Continous Linear Planks

## Physical Data

### MATERIAL

Fire-retardant NAUF composite wood or solid wood planks

### WEIGHT

1.5 – 2.2 lbs./sq. ft. (typical system weight)  
Varies by Configuration and Material

### FLAME SPREAD/SMOKE DEV. Per ASTM E84 — CAN/ULC S102

Veneered Planks:  
Flame Spread: 25 or less  
Smoke Developed: 50 or less  
(Class A per ASTM E1264)

Solid Wood Planks:  
ASTM E84 and CAN/ULC-S102  
Flame Spread: 200 or less  
Smoke Developed: 150 or less  
(Class C per ASTM E1264)

### SEISMIC INSTALLATION

Consult local code officials for jurisdictional requirements. Continuous Linear Planks can be positively attached to suspension systems or structure.

Per IBC the maximum system weight for ceilings installed with Acoustical Suspension Systems in Seismic Design Categories C, D, E, and F is 4.0 lbs./sq. ft. when referencing ICC-ES ESR-3336. System weights greater than 4.0 lbs./sq. ft. may require local Professional Engineering services.

### APPLICATION CONSIDERATIONS

Wood products must be acclimatized for 72 hours prior to installation. Maintain relative humidity between 25% and 55% and temperature between 50°F and 80°F

(10°C and 26°C) for the life of the product. Wood is a natural material with varying grain and color characteristics.

Characteristics may vary from panel to panel. For a more uniform appearance, consider reconstituted veneer options.

### VISUAL CONSIDERATIONS

Surface Finish: clear or tinted topcoat 20 GU @ 60° (20% sheen); stains and colors available.

### EXTERIOR APPLICATIONS

Surface Finish: clear, non-yellowing Polyester Urethane Acrylate exterior-grade topcoat 20 GU @ 60° (20% sheen)

### WARRANTY

Full warranty information can be found at [certainteed.com/warranty](https://certainteed.com/warranty).

## Acoustical Performance

CONFIGURATION	INFILL	FREQUENCY (HZ)						NRC
		125	250	500	1000	2000	4000	
A Mount per ASTM C423-17 (Wall)								
L4, Felt Reveal	2" Fiberglass	0.43	1.09	1.03	0.78	0.62	0.40	0.90
L4, Open Reveal	2" Fiberglass	0.40	1.07	1.04	0.78	0.59	0.39	0.85
L4, Felt Reveal	1" Theater Black	0.22	0.60	0.98	0.88	0.62	0.45	0.75
L6, Felt Reveal	2" Fiberglass	0.53	0.89	0.77	0.60	0.44	0.29	0.70
L6, Felt Reveal	1" Theater Black	0.26	0.62	0.81	0.61	0.43	0.31	0.60
L4, Felt Reveal	No Infill	-0.06	0.06	0.06	0.12	0.58	0.36	0.20
L6, Felt Reveal	No Infill	0.08	0.02	0.04	0.09	0.38	0.24	0.15
E-400 Mount per ASTM C423-17 (Ceiling)								
L4, Felt Reveal	2" Fiberglass	0.42	0.82	0.92	0.82	0.65	0.46	0.80
L4, Felt Reveal	1" Theater Black	0.56	0.84	0.71	0.72	0.64	0.48	0.75
L4, Open Reveal	1" Theater Black	0.57	0.92	0.75	0.75	0.62	0.45	0.75
L6, Felt Reveal	2" Fiberglass	0.52	0.68	0.76	0.64	0.48	0.35	0.65
L6, Open Reveal	2" Fiberglass	0.49	0.75	0.78	0.62	0.43	0.33	0.65
L6, Felt Reveal	1" Theater Black	0.57	0.70	0.62	0.55	0.47	0.36	0.60
L4, Felt Reveal	No	0.50	0.69	0.33	0.33	0.27	0.42	0.40
L6, Felt Reveal	No	0.58	0.63	0.31	0.25	0.21	0.33	0.35



Photo: © Mitchell Stier Photography / Chester Stephens Elementary School, Mount Olive, NJ






## Wood Grille Walls

Enhance your space with natural wood grille modules that offer both visual appeal and superior acoustic performance. Choose from a variety of standard and custom configurations, solid wood and veneer species, and optional finishes to match your design needs. Achieve noise reduction coefficients up to 1.10 NRC and enjoy flexible installation options, including fully-accessible methods. Elevate your design with available Decoustics® fully-engineered solutions.

### Features & Benefits

- Nominal Panel Sizes:
  - Solid Wood: Width up to 24", Length up to 120"
  - Veneer: Width up to 24", Length up to 120"
- Available in a variety of standard and custom configurations to complement design elements, installation requirements, and acoustic performance
- Optional, fully-accessible installation methods available
- Wide array of solid wood and veneer species, cuts, and matches
- Additional custom materials, staining, sheening, and color matching are also available upon request
- Achieve noise reduction coefficients up to 1.10 NRC
- Manufactured with sustainable wood materials, FSC® available upon request
- Comprised of low-emitting materials and components
-  Quick Ship options available to ship in 4 weeks or less<sup>6</sup>

<sup>6</sup> Orders under 2,500 square feet available to ship in 4 weeks or less; call for best available lead time greater than 2,500 square feet

### Attributes



TESTED PER ASTM E84  
AND CAN/ULC-S102



NRC  
UP TO 1.10



CUSTOMIZATION  
AVAILABLE



QUICK SHIP  
AVAILABLE

Photo © Mitchell Stier Photography / Seattle Convention Center, Seattle, WA

## LEED® v4

RECYCLED CONTENT<sup>1</sup>

up to 70%

- ✓ EQ: Acoustic Performance (EQc)<sup>2</sup>
- ✓ EQ: Low-Emitting Materials (EQc)<sup>3</sup>
- ✓ MR: Regional Materials (MR Credits)<sup>4</sup>
- ✓ MR: EPD (MRc2)
- ✓ MR: Raw Materials Sourcing (MRc4)<sup>5</sup>

<sup>1</sup> Pre-Consumer Recycled Content (veneered products only)

<sup>2</sup> Varies by configuration; acoustic performance achieved with the use of backing and/or infill materials

<sup>3</sup> CertainTeed Wood Ceiling and Wall products meet General Emissions Evaluation per the CDPH standard; v1.2 2017

<sup>4</sup> 200% credit if project with 100 miles of manufacturing site

<sup>5</sup> Ask about FSC® availability (FSC-C151918)

LEED® is a registered trademark of the U.S. Green Building Council.

### CERTIFICATIONS & PRODUCT DECLARATIONS



FSC® AVAILABLE  
ON REQUEST



LOW-EMITTING  
MATERIALS / LOW VOC  
(CDPH/EHLB/  
STANDARD METHOD  
VERSION 1.2, 2017)



EPD AVAILABLE

**certainteed**  
SAINT-GOBAIN



# Wood Grille Walls


## Colors & Finishes

A wide variety of veneer species, cuts, and matches are available. Additional custom materials and color matching are also available upon request. Actual shades or grains may vary; request a sample for more accurate finish portrayal. Species below are shown with a clear finish and top coat. The three character species code is followed by the single character finish code.

For example: Solid Poplar (WPL) in an Oat finish (D) is WPLD.


## Standard Solid Woods

### Hardwoods



Poplar  
(WPL0) 

### Softwoods




Hemlock Mixed Grain  
(WHM0) 





Hemlock Vertical  
Grain (WHV0)

## Standard Veneers


### Plain Slice Veneers




Plain Slice Natural  
Cherry (VPC0) 



Plain Slice Maple  
(VMP0) 



Plain Slice Red Oak  
(VPR0) 




Plain Slice White Oak  
(VPO0) 




Plain Slice Walnut  
(VPW0) 


### Quartered and Rift Cut Veneers




Quartered Cherry  
(VQC0) 




Quartered Maple  
(VQM0) 



Rift Cut Red Oak  
(VRR0) 




Rift Cut White Oak  
(VRO0) 




Quartered Walnut  
(VQW0) 


### Reconstituted Quartered Veneers\*




Quartered Cherry  
(RRC0) 




Quartered Maple  
(RMC0) 



Quartered Blonde  
(RQB0)



Quartered Oak  
(RRO0) 



Quartered Walnut  
(RWN0) 

\*Engineered from natural wood to deliver a uniform appearance across an installation

## Stains and Finishes

### Standard Stains and Finishes<sup>1,2</sup>




Clear (0) 




Patina (A)



Sepia (J)




Hazel (L)




Oat (D)



Auburn (H)



Merlot (I)



Coffee (C)



Opaque White (5)

<sup>1</sup>Standard Solid Wood Stains and Finishes shown on Poplar (WPL)

<sup>2</sup>Standard Veneer Stains and Finishes: Plain Slice Maple Patina (VMPA), Plain Slice Cherry Auburn (VPCH), Plain Slice Cherry Merlot (VPCI), and Plain Slice Walnut Coffee (VPWC)

 Species and Finish available for Quick Ship orders



Additional veneer species, stains, color matching and finishes are available upon request. Please see catalog for more options or contact your local sales representative to get started.

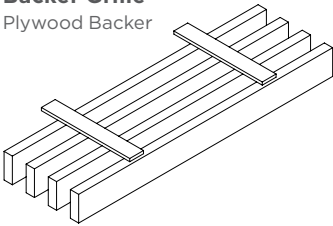
# Wood Grille Walls

## Product Construction

Available in a variety of standard and customizable options, as well as a fully-engineered Decoustics® Aluminum Cross-Piece Grille solutions. Contact your local Sales Representative for additional custom configurations.

### Backer Grille

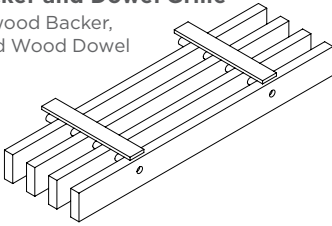
Plywood Backer



- Wall Direct Mount (B1/B4)
- Wall Z-Clip (B5)

### Backer and Dowel Grille

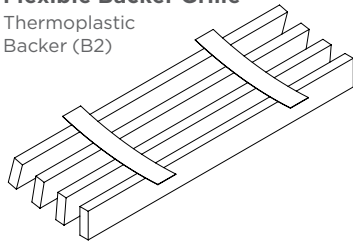
Plywood Backer,  
Solid Wood Dowel



- Wall Direct Mount (BD/B6)
- Wall Z-Clip (B7)

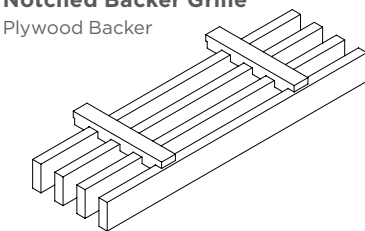
### Flexible Backer Grille

Thermoplastic  
Backer (B2)



### Notched Backer Grille

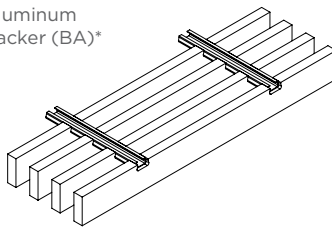
Plywood Backer



- Wall Direct Mount (B3/BT)
- Wall Z-Clip (BR)

### Aluminum Cross-Piece Grille

Aluminum  
Backer (BA)\*




\*Aluminum Cross-Piece Grille (BA) available with Veneered Blades Only

## Reveal Options


### Open Reveal

Plenum visible between blades



### Screen Backing†

Translucent material between blades



†Backers will be visible below backing material on Notched Backer Grille and Aluminum Cross-Piece configurations

### Felt, Fabric, or Solid Backing†

Obscured view of plenum between blades



- Acoustical Felt
- Woven Fabric
- Thermoplastic, Solid
- Molded Fiberglass

## Blade Configuration And Size Options

Contact your local Sales Representative for additional custom configuration and fully-engineered options.

BLADE LENGTHS* (Nominal, in.)	MIN	MAX	TYPICAL
Solid Wood	24"	120"	96"
Veneer	24"	120"	96"

\* Actual Blade Length is Nominal Blade Length less 1"

BLADE DEPTHS (in.)	MIN	MAX
Backer Grille	1-3/8"	3-1/4"
Flexible Backer Grille	1-3/8"	3-1/4"
Notched Backer Grille	1-3/8"	5-1/4"
Backer & Dowel Grille	1-3/8"	5-1/4"

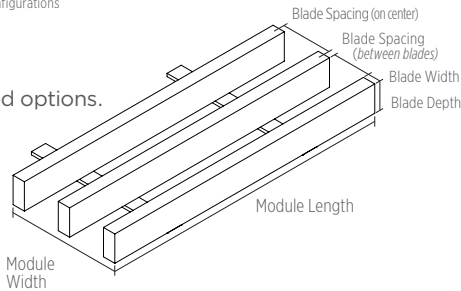
BLADE WIDTHS (in.)	5/8"	3/4"	1"	1-1/4"	1-1/2"	1-3/4"
Solid Wood	✓	✓	✓	✓	✓	✓
Veneer	✓	✓	✓	✓	✓	—

MODULE WIDTH	MIN	MAX	TYPICAL
Solid Wood	Varies	24"	12" & 24"
Veneer	Varies	24"	12" & 24"

MODULE LENGTH* (Nominal, in.)	MIN	MAX	TYPICAL
Solid Wood	24"	120"	96"
Veneer	24"	120"	96"

\* Actual Module length is Nominal Length less 1"

BLADE SPACING	BLADE WIDTH (in.)						
	5/8"	3/4"	1"	1-1/4"	1-1/2"	1-3/4"	O.C. (in.)
# of Blades	Between Blades (in.)						
2	5-3/8"	3-1/4"	5"	4-3/4"	4-1/2"	4-1/4"	6"
3	3-3/8"	3-1/4"	3"	2-3/4"	2-1/2"	2-1/4"	4"
4	2-3/8"	2-1/4"	2"	1-3/4"	1-1/2"	1-1/4"	3"
5	1-7/9"	1-2/3"	1-2/5"	1-1/7"	8/9"	—	2-2/5"
6	1-3/8"	1-1/4"	1"	3/4"	—	—	2"
7	~1"	~1"	—	—	—	—	1-5/7"
8	7/8"	3/4"	—	—	—	—	1-1/2"



Additional custom and fully-engineered options including shapes, sizes, suspension and mounting systems, design returns and trims, and finishing options may be available for design flexibility. Contact your local sales representatives to get started.

# Wood Grille Walls

## Standard Product Configurations

Visual interest and acoustic performance with natural wood grille modules. Multiple blade heights and widths, configurations, and installation options give design flexibility. Complete the offering, Decoustics® fully-engineered solutions are available.

		MODULE DIMENSIONS* (W x L x H)	BLADES	BLADE WIDTH	BLADE DEPTH	SPACING BETWEEN BLADES	OPEN AREA
<b>Grille Backer (B1)</b>							
<b>SOLID WOOD</b>	4005B1	12" x 96" x 1-7/8"	6	5/8"	1-3/8"	1-3/8"	69%
	4010B1	12" x 96" x 1-7/8"	8	5/8"	1-3/8"	7/8"	58%
	4015B1	12" x 96" x 2-3/4"	6	5/8"	2-1/4"	1-3/8"	74%
	4016B1	12" x 96" x 2-3/4"	6	3/4"	2-1/4"	1-1/4"	63%
	4020B1	12" x 96" x 2-3/4"	8	5/8"	2-1/4"	7/8"	50%
	4025B1	12" x 96" x 2-3/4"	4	2-1/4"	2-1/4"	2"	67%
	4035B1	12" x 96" x 3-3/4"	4	1"	3-1/4"	2"	67%
	4030B1	12" x 96" x 3-3/4"	3	1-1/4"	3-1/4"	2-3/4"	69%
<b>VENEER</b>	4505B1	12" x 96" x 2-3/4"	4	3/4"	2-1/4"	2-1/4"	75%
	4525B1	12" x 96" x 2-3/4"	6	3/4"	2-1/4"	1-1/4"	63%
	4540B1	12" x 96" x 2-3/4"	8	3/4"	2-1/4"	3/4"	69%
<b>Backer &amp; Dowel (BD)</b>							
<b>SOLID WOOD</b>	4240BD	12" x 96" x 3-3/4"	5	5/8"	3-1/4"	1-7/9"	25%
	4245BD	12" x 96" x 3-3/4"	6	5/8"	3-1/4"	1-3/8"	69%
	4260BD	12" x 96" x 6-3/4"	5	5/8"	4-1/4"	1-7/9"	74%
	4255BD	12" x 96" x 6-3/4"	4	1"	4-1/4"	2"	67%
	4250BD	12" x 96" x 6-3/4"	3	1-1/4"	4-1/4"	2-3/4"	58%
	4265BD	12" x 96" x 5-3/4"	3	1-1/4"	5-1/4"	2-3/4"	69%
<b>VENEER</b>	4705BD	12" x 96" x 2-3/4"	4	3/4"	2-1/4"	2-1/4"	75%
	4725BD	12" x 96" x 2-3/4"	6	3/4"	2-1/4"	1-1/4"	63%
	4740BD	12" x 96" x 2-3/4"	8	3/4"	2-1/4"	3/4"	69%

		MODULE DIMENSIONS* (W x L x H)	BLADES	BLADE WIDTH	BLADE DEPTH	SPACING BETWEEN BLADES	OPEN AREA
<b>Flexible Backer (B2)</b>							
<b>SOLID WOOD</b>	4305B2	12" x 96" x 1-1/2"	6	5/8"	1-3/8"	1-3/8"	69%
	4310B2	12" x 96" x 1-1/2"	8	5/8"	1-3/8"	7/8"	58%
	4315B2	12" x 96" x 2-3/8"	6	5/8"	2-1/4"	1-3/8"	69%
	4320B2	12" x 96" x 2-3/8"	8	5/8"	2-1/4"	7/8"	58%
	4325B2	12" x 96" x 2-3/8"	4	1"	2-1/4"	2"	67%
	4335B2	12" x 96" x 3-3/8"	4	1"	3-1/4"	2"	69%
	4330B2	12" x 96" x 3-3/8"	3	1-1/4"	3-1/4"	2-3/4"	69%
<b>VENEER</b>	4805B2	12" x 96" x 2-3/8"	4	3/4"	2-1/4"	2-1/4"	75%
	4825B2	12" x 96" x 2-3/8"	6	3/4"	2-1/4"	1-1/4"	63%
	4840B2	12" x 96" x 2-3/8"	8	3/4"	2-1/4"	3/4"	50%

To specify or order a specific product, include the 4-digit Item Number followed by the 2-character Configuration Code and the 4-character Color Code.  
**Example:** To specify or order a 12" x 96" 4 2-1/4" x 3/4" Blade Backer Grille module in Plain Slice Cherry, the item number would be **4525B1VPC0**

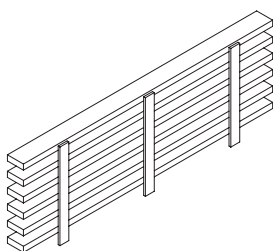
 Configuration available for Quick Ship orders

## Standard Trims and Accessories

Trim and Trim Accessories sold by the piece as needed for the specific installation and includes the installation accessories as noted.

INSTALLATION ACCESSORIES	PRODUCT NAME	COLOR	USE
	1015T4_	4" x 96" x 3/4" Trim	Veneer Finishes
			4" perimeter trim; each 96" trim piece includes trim installation hardware
	1025T6_	6" x 96" x 3/4" Trim	Veneer Finishes
			6" perimeter trim; each 96" trim piece includes trim installation hardware
	1105T4_	4" x 96" x 3/4"	Solid Wood Finishes
			4" perimeter trim; each 96" trim piece includes trim installation hardware
	1105T6_	6" x 96" x 3/4"	Solid Wood Finishes
			6" perimeter trim; each 96" trim piece includes trim installation hardware

## Installation Examples — Walls

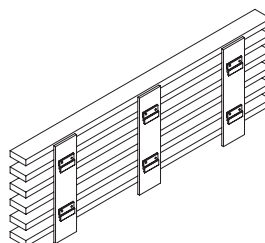


### Direct Mount

- Direct Screw to Furring

### Configurations

- Backer (B1)
- Backer & Dowel (BD)
- Notched Backer (B3)
- Flexible Backer (B2)\*
- Aluminum Cross-Piece (BA)\*



### Z-Clip

- Z-Clip Attachment

### Configurations

- Backer (B5)
- Backer & Dowel (B7)
- Notched Backer (BR)



# Wood Grille Walls

## Physical Data

### MATERIALS

Fire-retardant NAUF composite wood or solid wood blades; hardwood plywood, or extruded aluminum backers; solid wood or aluminum dowels

### WEIGHT

2.0 – 4.0 lbs./sq. ft. (typical system weight)  
Varies by Configuration and Material

### FLAME SPREAD/SMOKE DEV.

Per ASTM E84 — CAN/ULC S102

Veneered Linear Planks & Grille Blades:

Flame Spread: 25 or less

Smoke Developed: 50 or less

(Class A per ASTM E1264)

Solid Wood Linear Planks & Grille Blades:

ASTM E84 and CAN/ULC-S102

Flame Spread: 200 or less

Smoke Developed: 150 or less

(Class C per ASTM E1264)

### SEISMIC INSTALLATION

See installation details for seismic area installation information. Consult local code officials for jurisdictional requirements.

Direct Mount Wood Grille Walls are can be positively attached to structure.

### APPLICATION CONSIDERATIONS

Wood panels must be acclimatized for 72 hours prior to installation. Maintain relative humidity between 25% and 55% and temperature between 50°F and 80°F (10°C and 26°C) for the life of the product.

Wood is a natural material with varying grain and color characteristics. Characteristics may vary from panel to panel. For a more uniform appearance, consider reconstituted veneer options.

Custom materials and non-standard configurations may require additional testing and/or have additional application considerations.

### VISUAL CONSIDERATIONS

Surface Finish: clear or tinted topcoat 20 GU @ 60° (20% sheen); stains and colors available. Backers, and backing materials: typically flat black; available in custom colors (varies by material)

### WARRANTY

Full warranty information can be found at [certainteed.com/warranty](https://certainteed.com/warranty).

## Acoustical Performance

CONFIGURATION	INFILL	FREQUENCY (HZ)						NRC	OPEN AREA
		125	250	500	1000	2000	4000		
6 1/2" x 1-1/2" Blades	2" Fiberglass	0.30	0.98	1.25	1.13	0.99	0.78	1.10	75%
6 5/8" x 1-3/8" Blades	2" Fiberglass	0.29	1.03	1.23	1.10	1.00	0.82	1.10	69%
8 5/8" x 1-3/8" Blades	2" Fiberglass	0.26	0.99	1.25	1.12	0.95	0.88	1.10	58%
4 3/4" x 2-1/4" Blades	1" Theatre Black	0.04	0.40	0.87	0.99	0.95	0.87	0.80	75%
	1" Theatre Black & Felt Backing	0.17	0.44	0.95	1.06	0.97	0.88	0.85	75%
	2" Fiberglass	0.31	1.02	1.22	1.12	0.95	0.86	1.10	75%
	2" Fiberglass & Felt Backing	0.35	1.10	1.27	1.13	0.96	0.86	1.10	75%
4 3/4" x 3-1/4" Blades	2" Fiberglass	0.30	1.08	1.25	1.12	0.97	0.85	1.10	75%
6 3/4" x 2-1/4" Blades	2" Fiberglass	0.27	1.08	1.28	1.09	0.96	0.82	1.10	63%
4 1" x 2-1/4" Blades	2" Fiberglass	0.35	1.06	1.26	1.09	0.95	0.74	1.10	67%
3 1-1/4" x 3-1/4" Blades	2" Fiberglass	0.27	1.07	1.26	1.09	0.89	0.79	1.10	69%

Sound absorption achieved with the addition of acoustical fleece, fabric, and/or infill; results shown are achieved within fill noted A-Mount per ASTM C423-17 (Wall/Ceiling Direct Mount). See Wood Grille Ceilings for E-Mount (Installation with Plenum) acoustic performance information.




Photo © Mitchell Stier Photography / Seattle Convention Center, Seattle, WA






# Wood Grille Ceilings

Enabling a dimensional, linear design aesthetic, this collection of natural wood grille modules offers flexibility with multiple blade heights and widths, as well as a variety of configurations and installation methods.

To complete the offering, fully-engineered solutions are available through our Decoustics® portfolio.

## Features & Benefits

- Nominal Panel Sizes:
  - Solid Wood: Width up to 24", Length up to 120"
  - Veneer: Width up to 24", Length up to 120"
- Available in a variety of standard sizes and custom configurations to complement design elements, installation requirements, and acoustic performance
- Optional, fully-accessible installation methods available
- Wide array of solid wood and veneer species, cuts, and matches
- Additional custom materials, staining, sheening, and color matching are also available upon request
- Achieve noise reduction coefficients up to 1.15 NRC
- Manufactured with sustainable wood materials
- Comprised of low-emitting materials and components
-  Quick Ship options available to ship in 4 weeks or less<sup>6</sup>

<sup>6</sup> Orders under 2,500 square feet available to ship in 4 weeks or less; call for best available lead time greater than 2,500 square feet

## Attributes



TESTED PER ASTM E84  
AND CAN/ULC-S102



NRC  
UP TO 1.10



CUSTOMIZATION  
AVAILABLE



QUICK SHIP  
AVAILABLE

## LEED® v4

RECYCLED CONTENT

up to 70%

- ✓ EQ: Acoustic Performance (EQc)<sup>2</sup>
- ✓ EQ: Low-Emitting Materials (EQc)<sup>3</sup>
- ✓ MR: Regional Materials (MR Credits)<sup>4</sup>
- ✓ MR: EPD (MRc2)
- ✓ MR: Raw Materials Sourcing (MRp2)<sup>5</sup>

<sup>1</sup> Pre-Consumer Recycled Content (veneered products only)

<sup>2</sup> Varies by configuration; acoustic performance achieved with the use of backing and/or infill materials

<sup>3</sup> CertainTeed Wood Ceiling and Wall products meet General Emissions Evaluation per the CDPH standard; v1.2 2017

<sup>4</sup> 200% credit if project with 100 miles of manufacturing site

<sup>5</sup> Ask about FSC® availability (FSC-C151918)

LEED® is a registered trademark of the U.S. Green Building Council.

## CERTIFICATIONS & PRODUCT DECLARATIONS



FSC® AVAILABLE  
ON REQUEST

LOW  
VOC

LOW-EMITTING  
MATERIALS / LOW VOC  
(CDPH/EHLB/  
STANDARD METHOD  
VERSION 1.2, 2017)



EPD AVAILABLE

  
SAINT-GOBAIN

Photo © Stephane Brugger / Golf Ile de Soeurs, Montreal, QC, Canada



# Wood Grille Ceilings


## Colors & Finishes

A wide variety of solid wood and veneer species, cuts, and matches are available. Additional custom materials and color matching are also available upon request. Actual shades or grains may vary; request a sample for more accurate finish portrayal. Solid wood and veneer species are shown with a clear finish and top coat. The three character species code is followed by the single character finish code.

For example: Solid Poplar (WPL) in an Oat finish (D) is WPLD. Species below shown with clear finish (O).


## Standard Solid Woods

### Hardwoods



Poplar  
(WPL)

### Softwoods




Hemlock Mixed Grain  
(WHMO)




Hemlock Vertical  
Grain (WHVO)

## Standard Veneers


### Plain Slice Veneers




Plain Slice Natural  
Cherry (VPCO)




Plain Slice Maple  
(VMP0)



Plain Slice Red Oak  
(VPRO)




Plain Slice White Oak  
(VPOO)




Plain Slice Walnut  
(VPWO)


### Quartered and Rift Cut Veneers



Quartered Cherry  
(VQCO)




Quartered Maple  
(VQMO)



Rift Cut Red Oak  
(VRR0)




Rift Cut White Oak  
(VROO)




Quartered Walnut  
(VQWO)


### Reconstituted Quartered Veneers\*




Quartered Cherry  
(RRCO)




Quartered Maple  
(RMC0)



Quartered Blonde  
(RQBO)



Quartered Oak  
(RROO)



Quartered Walnut  
(RWNO)

\*Engineered from natural wood to deliver a uniform appearance across an installation

## Stains and Finishes


### Standard Stains and Finishes<sup>1,2</sup>




Clear (O)




Patina (A)




Sepia (J)




Hazel (L)




Oat (D)



Auburn (H)



Merlot (I)



Coffee (C)



Opaque White (5)

<sup>1</sup>Standard Solid Wood Stains and Finishes shown on Poplar (WPL)

<sup>2</sup>Standard Veneer Stains and Finishes: Plain Slice Maple Patina (VMPA), Plain Slice Cherry Auburn (VPCH), Plain Slice Cherry Merlot (VPCI), and Plain Slice Walnut Coffee (VPWC)

Species and Finish available for Quick Ship orders



**Additional veneer species, stains, color matching and finishes are available upon request. Please see catalog for more options or contact your local sales representative to get started.**

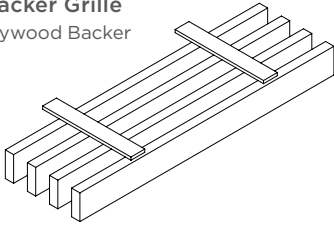
# Wood Grille Ceilings

## Product Construction

Available in a variety of standard and customizable options, as well as a fully-engineered Decoustics Aluminum Cross-Piece and Aluminum Dowel Grille solutions. Contact your local Sales Representative for additional custom configurations.

### Backer Grille

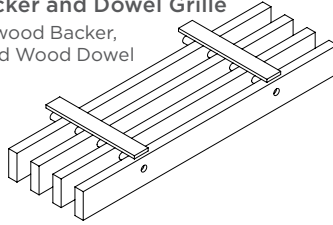
Plywood Backer



- Direct Mount 15/16" Grid (B1)
- Concealed Access 15/16" Grid (B8)

### Backer and Dowel Grille

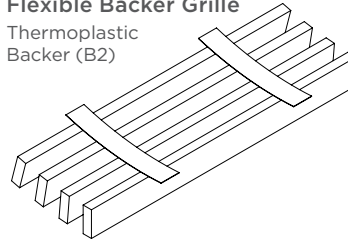
Plywood Backer,  
Solid Wood Dowel



- Direct Mount 15/16" Grid (BD)
- Concealed Access 15/16" Grid (B9)

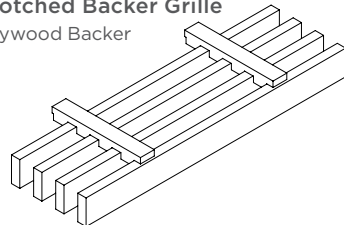
### Flexible Backer Grille

Thermoplastic  
Backer (B2)



### Notched Backer Grille

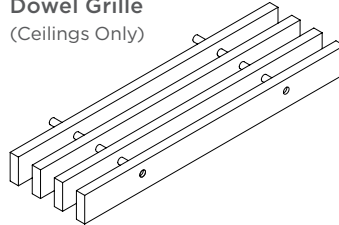
Plywood Backer



- Direct Mount 15/16" Grid (B3)
- Concealed Access 15/16" Grid (BN)

### Dowel Grille

(Ceilings Only)

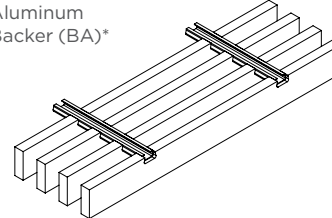


- Solid Wood (D1)
- Aluminum Dowel (DA)\*

\*Aluminum Backer (BA) and Aluminum Dowel (DA) configurations available with Veneered Blades Only

### Aluminum Cross-Piece Grille


Aluminum  
Backer (BA)\*



## Reveal Options


### Open Reveal

Plenum visible between blades




### Screen Backing†

Translucent material between blades



### Felt, Fabric, or Solid Backing†

Obscured view of plenum between blades



- Acoustical Felt
- Woven Fabric
- Thermoplastic, Solid
- Molded Fiberglass

† Backing not available on Dowel Grilles; Backers will be visible below backing material on Notched Backer Grille and Aluminum Cross-Piece configurations

## Blade Configuration and Size Options

Contact your local Sales Representative for additional custom configuration and fully-engineered options.

BLADE LENGTHS* (Nominal, In.)	MIN	MAX	TYPICAL
Solid Wood	24"	120"	96"
Veneer	24"	120"	96"

\* Actual Blade Length is Nominal Blade Length less 1"

BLADE DEPTHS (In.)	MIN	MAX	
		Solid Wood	Veneer
Backer Grille	1-3/8"	3-1/4"	3-1/4"
Flexible Backer Grille	1-3/8"	3-1/4"	3-1/4"
Dowel Grille	1-3/8"	5-1/4"	5-1/4"
Notched Backer Grille	1-3/8"	5-1/4"	5-1/4"
Backer & Dowel Grille	1-3/8"	5-1/4"	5-1/4"

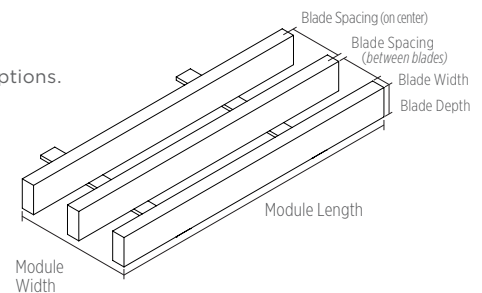
BLADE WIDTHS (In.)	5/8"	3/4"	1"	1-1/4"	1-1/2"	1-3/4"
Solid Wood	✓	✓	✓	✓	✓	✓
Veneer	✓	✓	✓	✓	✓	—

MODULE WIDTH	MIN	MAX	TYPICAL
Solid Wood	Varies	24"	12" & 24"
Veneer	Varies	24"	12" & 24"

MODULE LENGTH* (Nominal, In.)	MIN	MAX	TYPICAL
Solid Wood	24"	120"	96"
Veneer	24"	120"	96"

\* Actual Module length is Nominal Length less 1"








BLADE SPACING	BLADE WIDTH (In.)						
	5/8"	3/4"	1"	1-1/4"	1-1/2"	1-3/4"	O.C. (In.)
# of Blades	Between Blades (In.)						
2	5-3/8"	3-1/4"	5"	4-3/4"	4-1/2"	4-1/4"	6"
3	3-3/8"	3-1/4"	3"	2-3/4"	2-1/2"	2-1/4"	4"
4	2-3/8"	2-1/4"	2"	1-3/4"	1-1/2"	1-1/4"	3"
5	1-7/9"	1-2/3"	1-2/5"	1-1/7"	8/9"	—	2-2/5"
6	1-3/8"	1-1/4"	1"	3/4"	—	—	2"
7	~1"	~1"	—	—	—	—	1-5/7"
8	7/8"	3/4"	—	—	—	—	1-1/2"



Additional custom and fully-engineered options including shapes, sizes, suspension and mounting systems, design returns and trims, and finishing options may be available for design flexibility. Contact your local sales representatives to get started.

# Wood Grille Ceilings

## Standard Product Configurations








			MODULE DIMENSIONS* (W x L x H)	BLADES	BLADE WIDTH	BLADE DEPTH	SPACING BETWEEN BLADES	OPEN AREA
Grille Backer (B1)								
SOLID WOOD	4005B1		12" x 96" x 1-7/8"	6	5/8"	1-3/8"	1-3/8"	69%
	4010B1		12" x 96" x 1-7/8"	8	5/8"	1-3/8"	7/8"	58%
	4015B1		12" x 96" x 2-3/4"	6	5/8"	2-1/4"	1-3/8"	74%
	4016B1		12" x 96" x 2-3/4"	6	3/4"	2-1/4"	1-1/4"	63%
	4020B1		12" x 96" x 2-3/4"	8	5/8"	2-1/4"	7/8"	50%
	4025B1		12" x 96" x 2-3/4"	4	1"	2-1/4"	2"	67%
	4035B1		12" x 96" x 3-3/4"	4	1"	3-1/4"	2"	67%
	4030B1		12" x 96" x 3-3/4"	3	1-1/4"	3-1/4"	2-3/4"	69%
VENEER	4505B1		12" x 96" x 2-3/4"	4	3/4"	2-1/4"	2-1/4"	75%
	4525B1		12" x 96" x 2-3/4"	6	3/4"	2-1/4"	1-1/4"	63%
	4540B1		12" x 96" x 2-3/4"	8	3/4"	2-1/4"	3/4"	69%
Backer & Dowel (BD)								
SOLID WOOD	4240BD		12" x 96" x 3-3/4"	5	5/8"	3-1/4"	1-7/9"	25%
	4245BD		12" x 96" x 3-3/4"	6	5/8"	3-1/4"	1-3/8"	69%
	4260BD		12" x 96" x 6-3/4"	5	5/8"	4-1/4"	1-7/9"	74%
	4255BD		12" x 96" x 6-3/4"	4	1"	4-1/4"	2"	67%
	4250BD		12" x 96" x 6-3/4"	3	1-1/4"	4-1/4"	2-3/4"	58%
	4265BD		12" x 96" x 5-3/4"	3	1-1/4"	5-1/4"	2-3/4"	69%
VENEER	4705BD		12" x 96" x 2-3/4"	4	3/4"	2-1/4"	2-1/4"	75%
	4725BD		12" x 96" x 2-3/4"	6	3/4"	2-1/4"	1-1/4"	63%
	4740BD		12" x 96" x 2-3/4"	8	3/4"	2-1/4"	3/4"	69%
Dowel (D1)								
SOLID WOOD	4105D1		12" x 96" x 1-3/8"	6	5/8"	1-3/8"	1-3/8"	69%
	4110D1		12" x 96" x 1-3/8"	8	5/8"	1-3/8"	7/8"	58%
	4115D1		12" x 96" x 2-1/4"	6	5/8"	2-1/4"	1-3/8"	74%
	4116D1		12" x 96" x 2-1/4"	6	3/4"	2-1/4"	1-2/3"	63%
	4120D1		12" x 96" x 2-1/4"	8	5/8"	2-1/4"	7/8"	50%
	4140D1		12" x 96" x 3-1/4"	5	5/8"	3-1/4"	1-7/9"	67%
	4145D1		12" x 96" x 3-1/4"	6	5/8"	3-1/4"	1-3/8"	69%
	4160D1		12" x 96" x 4-1/4"	5	5/8"	4-1/4"	1-7/9"	74%
	4130D1		12" x 96" x 3-1/4"	3	1"	3-1/4"	2"	50%
	4125D1		12" x 96" x 2-1/4"	4	1"	2-1/4"	2"	67%
	4135D1		12" x 96" x 3-1/4"	4	1"	3-1/4"	2"	69%
	4155D1		12" x 96" x 4-1/4"	4	1"	4-1/4"	2"	67%
	4150D1		12" x 96" x 4-1/4"	3	1-1/4"	4-1/4"	2-3/4"	75%
	4165D1		12" x 96" x 5-1/4"	3	1-1/4"	5-1/4"	2-3/4"	69%
VENEER	4605D1		12" x 96" x 2-1/4"	4	3/4"	2-1/4"	2-1/4"	75%
	4625D1		12" x 96" x 2-1/4"	6	3/4"	2-1/4"	1-1/4"	63%
	4640D1		12" x 96" x 2-1/4"	8	3/4"	2-1/4"	3/4"	50%
Flexible Backer (B2)								
SOLID WOOD	4305B2		12" x 96" x 1-1/2"	6	5/8"	1-3/8"	1-3/8"	69%
	4310B2		12" x 96" x 1-1/2"	8	5/8"	1-3/8"	7/8"	58%
	4315B2		12" x 96" x 2-3/8"	6	5/8"	2-1/4"	1-3/8"	69%
	4320B2		12" x 96" x 2-3/8"	8	5/8"	2-1/4"	7/8"	58%
	4325B2		12" x 96" x 2-3/8"	4	1"	2-1/4"	2"	67%
	4335B2		12" x 96" x 3-3/8"	4	1"	3-1/4"	2"	69%
	4330B2		12" x 96" x 3-3/8"	3	1-1/4"	3-1/4"	2-3/4"	69%
VENEER	4805B2		12" x 96" x 2-3/8"	4	3/4"	2-1/4"	2-1/4"	75%
	4825B2		12" x 96" x 2-3/8"	6	3/4"	2-1/4"	1-1/4"	63%
	4840B2		12" x 96" x 2-3/8"	8	3/4"	2-1/4"	3/4"	50%



# Wood Grille Ceilings

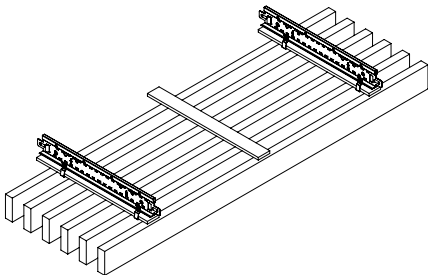
## Standard Trims and Accessories

Trim and Trim Accessories sold by the piece as needed for the specific installation and include the installation accessories as noted.

INSTALLATION ACCESSORIES	PRODUCT NAME	COLOR	USE
	C-124 Backer Mounting Clip	Black	Optional backer clip for direct mount applications on 15/16" suspension systems; includes screw hole for positive attachment, where required; 1' wide modules: two (2) clips per 2' length, 2' wide modules: three (3) clips per 2' length
	C-109 15/16" Dowel Clips	Flat Black	For dowel grilles; two (2) clips required per 2' panel length, eight (8) clips per 8' module; clips included with product order
	— Custom Blind Blade	Veneer Finishes Solid Wood Finishes	Blind blade for dowel grille modules; custom ordered specific to the product ordered required
	1015T4___ 4" x 96" x 3/4" Trim	Veneer Finishes	4" perimeter trim; each 96" trim piece includes trim installation hardware
	1025T6___ 6" x 96" x 3/4" Trim	Veneer Finishes	6" perimeter trim; each 96" trim piece includes trim installation hardware
	1105T4___ 4" x 96" x 3/4"	Solid Wood Finishes	4" perimeter trim; each 96" trim piece includes trim installation hardware
	1105T6___ 6" x 96" x 3/4"	Solid Wood Finishes	6" perimeter trim; each 96" trim piece includes rim installation hardware

## Installation Examples

### Ceilings

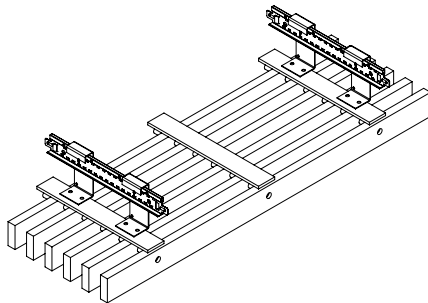


#### Direct Mount

- Direct Screw to Grid or Furring
- Backer Mounting Clip (C-124) to 15/16" EZ Stab Classic

#### Available Configurations

- Backer (B1)
- Backer & Dowel (BD)
- Notched Backer (B3)\*
- Flexible Backer (B2)\*
- Aluminum Cross-Piece (BA)\*

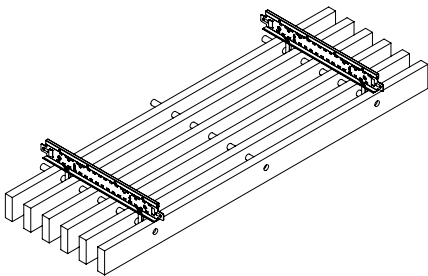


#### Concealed Access

C-Hanger (C-119) to 15/16" EZ Stab Classic

#### Available Configurations

- C-Hanger Backer (BB)
- C-Hanger Backer & Dowel (B9)
- C-Hanger Notched Backer (BN)



#### Dowel Clip

Dowel Clip (C-109) to 15/16" EZ Stab Classic

#### Available Configurations

- Dowel (D1)
- Aluminum Dowel (DA)

\* Not compatible with Backer Clip

# Wood Grille Ceilings

## Physical Data

### MATERIAL

Fire-retardant NAUF composite wood or solid wood blades; hardwood plywood or solid wood backers

### WEIGHT

Typical system weights, varies by configuration and material

Solid Wood: 1.2 lbs./sq. ft.

Veneer: 2.5 lbs./sq. ft.

### FLAME SPREAD/SMOKE DEV.

Per ASTM E84 — CAN/ULC S102

Veneered Grille Blades:

Flame Spread: 25 or less

Smoke Developed: 50 or less

(Class A per ASTM E1264)

### Solid Wood Grille Blades:

ASTM E84 and CAN/ULC-S102

Flame Spread: 200 or less

Smoke Developed: 150 or less

(Class C per ASTM E1264)

### SEISMIC INSTALLATION

Consult local code officials for jurisdictional requirements. Grille Modules with aluminum, plywood, or thermoplastic backers can be positively attached to suspension systems or structure.

Per IBC the maximum system weight for ceilings installed with Acoustical Suspension Systems in Seismic Design Categories C, D, E, and F is 4.0 lbs./sq. ft. when referencing ICC-ES ESR-3336. System weights greater than 4.0 lbs./sq. ft. may require local Professional Engineering services.

### APPLICATION CONSIDERATIONS

Wood panels must be acclimatized for 72 hours prior to installation. Maintain relative humidity between 25% and 55% and temperature between 50°F and 80°F (10°C and 26°C) for the life of the product.

Wood is a natural material with varying grain and color characteristics.

Characteristics may vary from panel to panel. For a more uniform appearance, consider reconstituted veneer options.

Custom materials and non-standard configurations may require additional testing and/or have additional application considerations.

### VISUAL CONSIDERATIONS

Surface Finish: clear or tinted topcoat 20 GU @ 60° (20% sheen); stains and colors available. Dowels, backers, and backing materials: typically flat black; available in custom colors (varies by material)

### EXTERIOR APPLICATIONS

Softwood or White Oak Planks with Exterior Grade Plywood Backers; Surface Finish: clear, non-yellowing Polyester Urethane Acrylate exterior-grade topcoat 20 GU @ 60° (20% sheen)

### WARRANTY

Full warranty information can be found at [certainteed.com/warranty](http://certainteed.com/warranty).

## Acoustical Performance

CONFIGURATION	INFILL	FREQUENCY (HZ)						NRC	OPEN AREA
		125	250	500	1000	2000	4000		
5 1/2" x 1-1/2" Blades	1" Theatre Black	0.75	1.10	0.84	0.99	0.98	0.80	1.00	79%
	2" Fiberglass	0.72	1.06	1.11	1.11	1.01	0.82	1.05	79%
	Felt Backing	0.44	0.55	0.28	0.36	0.45	0.45	0.40	79%
6 1/2" x 1-1/2" Blades	1" Theatre Black	0.71	1.00	0.79	0.92	0.79	0.58	0.90	75%
	2" Fiberglass	0.71	1.09	1.11	1.11	1.02	0.82	1.10	75%
	Felt Backing	0.48	0.56	0.29	0.35	0.46	0.45	0.40	75%
6 5/8" x 1-3/8" Blades	Felt Backing	0.44	0.52	0.27	0.36	0.46	0.47	0.50	69%
8 5/8" x 1-3/8" Blades	Felt Backing	0.39	0.54	0.26	0.35	0.46	0.50	0.40	58%
4 3/4" x 2-1/4" Blades	2" Fiberglass	1.24	1.15	1.16	1.17	1.10	1.08	1.15	75%
6 3/4" x 2-1/4" Blades	2" Fiberglass	0.73	1.13	1.18	1.11	1.01	0.85	1.10	63%
	Felt Backing	0.45	0.51	0.28	0.38	0.49	0.51	0.40	63%
8 3/4" x 2-1/4" Blades	2" Fiberglass	1.20	1.09	1.18	1.11	1.01	1.16	1.10	50%
4 1-1/4" x 5" Blades	2" Fiberglass	0.93	0.95	0.89	1.02	1.04	0.74	1.00	58%
6 5/8" x 2-1/4" Blades	Molded Fiberglass	0.95	1.01	0.67	0.82	0.88	0.86	0.85	69%


Sound absorption achieved with the addition of acoustical fleece, fabric, and/or infill; results shown are achieved with infill noted E-400 Mount per ASTM C423-17 (Ceiling); See Wood Grille Walls for A-Mount (Direct Mount Ceiling) acoustic performance information.



# Lay-In Panels

Enhance the appearance of a standard suspended ceiling with this adaptable range of lay-in panels. These panels come in different wood veneers and finishes and are available in various patterns, such as perforations, micro-perforations, slots, and grooves.

## Features & Benefits

- Panel Sizes: Width up to 2', Length up to 6', 30" x 30" and custom sizes available
- Choose from a variety of perforation, groove, and slot options for visual appeal and acoustic performance
- Select from a variety of fully-accessible lay-in options
- Wide array of veneer species, cuts, and matches
- Additional custom materials, staining, sheening, and color matching are also available upon request
- Achieve noise reduction coefficient up to 0.95 NRC
- FSC® available upon request
-  Quick Ship options available to ship in 4 weeks or less<sup>6</sup>

<sup>6</sup> Orders under 2,500 square feet available to ship in 4 weeks or less; call for best available lead time greater than 2,500 square feet

## Attributes



TESTED PER ASTM E84  
AND CAN/ULC-S102



NRC  
UP TO 0.95



CUSTOMIZATION  
AVAILABLE



QUICK SHIP  
AVAILABLE

## LEED® v4

RECYCLED CONTENT

up to 75%

- ✓ EQ: Acoustic Performance (EQc)<sup>2</sup>
- ✓ EQ: Low-Emitting Materials (EQc)<sup>3</sup>
- ✓ MR: Regional Materials (MR Credits)<sup>4</sup>
- ✓ MR: EPD (MRc2)
- ✓ MR: Raw Materials Sourcing (MRc4)<sup>5</sup>

<sup>1</sup> Preconsumer Recycled Content

<sup>2</sup> Varies by configuration; acoustic performance achieved with the use of backing and/or infill materials

<sup>3</sup> CertainTeed Wood Ceiling and Wall products meet General Emissions Evaluation per the CDPH standard; v1.2 2017

<sup>4</sup> 200% credit if project with 100 miles of manufacturing site

<sup>5</sup> Ask about FSC® availability (FSC-C151918)

LEED® is a registered trademark of the U.S. Green Building Council.

## CERTIFICATIONS & PRODUCT DECLARATIONS



FSC® AVAILABLE  
ON REQUEST

LOW  
VOC

LOW-EMITTING  
MATERIALS / LOW VOC  
(CDPH/EHLB/  
STANDARD METHOD  
VERSION 1.2, 2017)



EPD AVAILABLE



# Lay-In Panels


## Colors & Finishes

A wide variety of veneer species, cuts, and matches are available. Additional custom materials and color matching are also available upon request. Actual shades or grains may vary; request a sample for more accurate finish portrayal. Veneer species are shown with a clear finish and top coat. The three character species code is followed by the single character finish code.

For example: Plain Slice Maple (VMP) in a Patina finish (A) is VMPA. Species below shown with clear finish (O).

## Standard Veneers

### Plain Slice Veneers



Plain Slice Natural Cherry (VPCO) 


Plain Slice Maple (VMP0) 

Plain Slice Red Oak (VPRO) 

Plain Slice White Oak (VPO0) 

Plain Slice Walnut (VPW0) 

### Quartered and Rift Cut Veneers



Quartered Cherry (VQC0) 


Quartered Maple (VQM0) 

Rift Cut Red Oak (VRR0) 

Rift Cut White Oak (VRO0) 

Quartered Walnut (VQW0) 

### Reconstituted Quartered Veneers\*



Quartered Cherry (RRC0) 

Quartered Maple (RMC0) 

Quartered Blonde (RQB0) 


Quartered Oak (RRO0) 

Quartered Walnut (RWNO) 

\*Engineered from natural wood to deliver a uniform appearance across an installation

## Stains and Finishes

### Standard Veneer Stains



Plain Slice Maple Patina (A)

Plain Slice Cherry Auburn (VPCH)

Plain Slice Cherry Merlot (VPCI)

Plain Slice Walnut Coffee (VPWC)

 Species and Finish available for Quick Ship orders

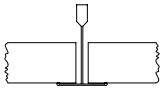


**Additional veneer species, stains, color matching and finishes are available upon request. Please see catalog for more options or contact your local sales representative to get started.**

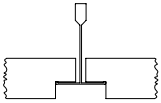
# Lay-In Panels

## Installation Options

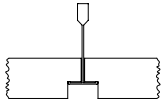
### Ceilings



Trim (Lay-In)  
15/16" Heavy Duty EZ Stab  
Classic




Reveal (Lay-In)  
15/16" Heavy Duty EZ Stab  
Classic



Narrow Reveal (Lay-In)  
9/16" Heavy Duty EZ Stab  
Elite Narrow


## Perforation Patterns

### Unperforated




**U1**  
Unperforated

### Perforated

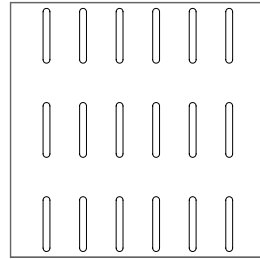


**P3**  
6mm Round Hole  
32mm O.C. Staggered




**P4**  
6mm Round Hole  
16mm O.C. Linear

### Slotted




**S5**  
3/8" x 3" Slot  
2" O.C.




**S6**  
3/8" x 3" Slot  
3" O.C.


### Solo Grooved



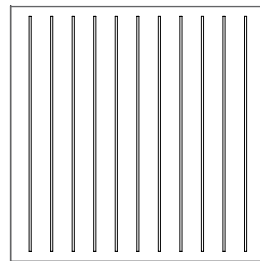
**G4**  
3mm V-Groove  
6mm O.C. (Solo 6)



**G1**  
3mm V-Groove  
8mm O.C. (Solo 8)




**G2**  
3mm V-Groove  
16mm O.C. (Solo 16)



**G3**  
3mm V-Groove  
32mm O.C. (Solo 32)

### Rondolo Microperforated



**M1**  
Microperforated  
0.55mm Perforations,  
2.5mm O.C. Staggered

## Standard Product Configurations

		DIMENSIONS (W x L x H) (in.)	SUSPENSION
	<b>Narrow Reveal (9/16")</b>		
	5005	24" x 24" x 3/4"	9/16"
	5010	24" x 48" x 3/4"	9/16"
	5015	12" x 48" x 3/4"	9/16"
	5020	12" x 72" x 3/4"	9/16"
	5025	24" x 72" x 3/4"	9/16"
	5006	30" x 30" x 3/4"	9/16"
	<b>Reveal (15/16")</b>		
	5105	24" x 24" x 3/4"	15/16"
	5110	24" x 48" x 3/4"	15/16"
	5115	12" x 48" x 3/4"	15/16"
	5120	12" x 72" x 3/4"	15/16"
	5125	24" x 72" x 3/4"	15/16"
	5106	30" x 30" x 3/4"	15/16"

		DIMENSIONS (W x L x H) (in.)	SUSPENSION
	<b>Trim (9/16", 15/16")</b>		
	5705	24" x 24" x 3/4"	9/16", 15/16"
	5710	24" x 48" x 3/4"	9/16", 15/16"
	5715	12" x 48" x 3/4"	9/16", 15/16"
	5720	12" x 72" x 3/4"	9/16", 15/16"
	5725	24" x 72" x 3/4"	9/16", 15/16"
	5706	30" x 30" x 3/4"	9/16", 15/16"

To specify or order a specific product, include the 4-digit Item Number followed by the 2-character Configuration Code and the 4-character Color Code. **Example:** To order a 2" x 2" perforated (P3), narrow reveal panel in Plain Slice Maple Clear Finish would be the item number would be **5005P3VMPO**





Configuration available for Quick Ship orders



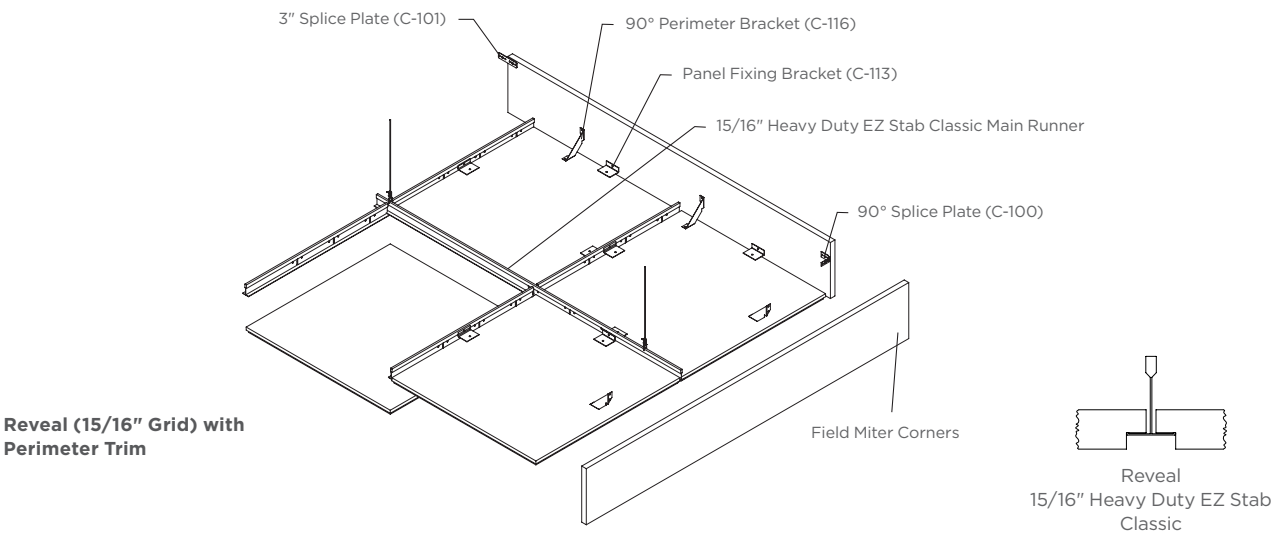
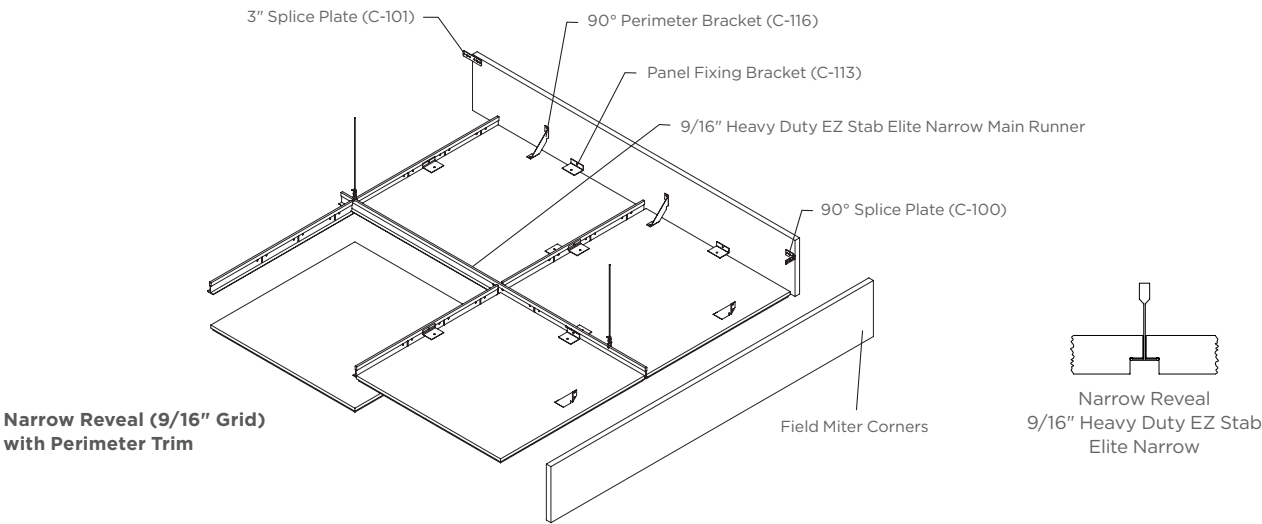
Additional custom and fully-engineered options including shapes, sizes, suspension and mounting systems, design returns and trims, and finishing options may be available for design flexibility. Contact your local sales representatives to get started.

# Lay-In Panels

## Standard Trims and Accessories

INSTALLATION ACCESSORIES	PRODUCT NAME	COLOR	USE
	C-123	Reversible Border Clip	Metal
	1015T4_	4" x 96" x 3/4" Trim	Veneer Finishes
	1025T6_	6" x 96" x 3/4" Trim	Veneer Finishes
	EB-S-	7/8" x 250' Edge Banding	Veneer Finishes

## Installation Examples





# Lay-In Panels

## Physical Data

### MATERIAL

Fire-retardant NAUF composite wood

### WEIGHT

2.0 – 2.8 lbs./sq. ft. (typical panel weight)  
Varies by Configuration

### FLAME SPREAD/SMOKE DEV.

Per ASTM E84 — CAN/ULC S102

Flame Spread: 25 or less  
Smoke Developed: 50 or less  
(Class A per ASTM E1264)

### SEISMIC RATING

See installation details for seismic area installation information. Consult local code officials for jurisdictional requirements.

Per IBC the maximum system weight for ceilings installed with Acoustical Suspension Systems in Seismic Design Categories C, D, E, and F is 4.0 lbs./sq. ft. when referencing ICC-ES ESR-3336. System weights greater than 4.0 lbs./sq. ft. may require local Professional Engineering services.

### APPLICATION CONSIDERATIONS

Wood panels must be acclimatized for 72 hours prior to installation. Maintain relative humidity between 25% and 55% and temperature between 50°F and 80°F (10°C and 26°C) for the life of the product.

Wood is a natural material with varying grain and color characteristics.

Characteristics may vary from panel to panel. For a more uniform appearance, consider reconstituted veneer options.

### VISUAL CONSIDERATIONS

Surface Finish: clear or tinted topcoat 20 GU @ 60° (20% sheen); stains and colors available.

### WARRANTY

Full warranty information can be found at [certainteed.com/warranty](https://certainteed.com/warranty).

## Acoustical Performance

		125	250	500	1000	2000	4000	NRC	CAC
Ceiling/Plenum (E-400)*									
G4 (Solo 6)	Ceiling/Plenum (E-400)	0.70	0.77	0.78	0.92	1.02	0.97	0.85	
G1 (Solo 8)	Ceiling/Plenum (E-400)	0.66	0.74	0.72	0.82	0.92	0.87	0.80	
G2 (Solo 16)	Ceiling/Plenum (E-400)	0.57	0.69	0.67	0.80	0.91	0.86	0.75	
G3 (Solo 32)	Ceiling/Plenum (E-400)	0.49	0.51	0.46	0.54	0.63	0.65	0.55	
P3	Ceiling/Plenum (E-400)	0.67	0.57	0.46	0.39	0.31	0.31	0.45	28
P4	Ceiling/Plenum (E-400)	0.72	0.63	0.70	0.73	0.67	0.67	0.70	23
S5	Ceiling/Plenum (E-400)	0.84	0.86	0.70	0.66	0.46	0.53	0.65	22
S6	Ceiling/Plenum (E-400)	0.94	0.77	0.64	0.52	0.37	0.43	0.60	25
M1 (Rondolo)	Ceiling/Plenum (E-400)	0.69	0.98	0.90	0.98	0.84	0.56	0.95	

\* Sound absorption achieved with the addition of acoustical fleece, fabric, and/or infill; results shown are achieved with fiberglass acoustic infill; ceiling attenuation class results (CAC) shown without acoustical infill or additional sound blocking materials; E-400 and A Mount per ASTM C423-17.



Photo: © Studio 66 LLC / Ohio CAT & Peterbilt HQ, Broadview Heights, OH






## Lay-In Grille & Linear

Lay-In Grille and Linear panels offer a variety of horizontal plank and vertical blade options to enhance ceiling design. Available in standard and custom configurations, they complement various design elements and installation requirements. These panels are manufactured with sustainable, low-emitting materials and come in a wide array of solid wood and veneer species. Additional custom materials, staining, and color matching are available upon request, providing both aesthetic appeal and acoustic performance.

### Features & Benefits

- Available in standard sizes (24" x 24" and 24" x 48") and custom configurations to complement design elements and installation requirements
- An Array solid wood and veneer species, cuts, and matches for diverse aesthetic options
- Manufactured with environmentally friendly sustainable and low-emitting materials
- Achieve sound absorption up to 0.95 NRC with CertainTeed 1" Theatre Black *f* panels—up to 1.10 NRC with 2" fiberglass infill
- Fully-accessible installation on 9/16" or 15/16" CertainTeed Heavy Duty Grid
- Additional custom materials, staining, sheening, and color matching available  
Optional acoustic felt or fabric to block view of backers and enhance acoustics
- Can be paired with mineral fiber panels as infill to add sound blocking (CAC) and improve acoustic performance
-  Quick Ship options available to ship in 4 weeks or less<sup>6</sup>

<sup>6</sup> Orders under 2,500 square feet available to ship in 4 weeks or less; call for best available lead time greater than 2,500 square feet

### Attributes



TESTED PER ASTM E84  
AND CAN/ULC-S102



NRC  
UP TO 1.10



CUSTOMIZATION  
AVAILABLE



QUICK SHIP  
AVAILABLE

## LEED® v4

RECYCLED CONTENT<sup>1</sup>

up to 65%

- ✓ EQ: Acoustic Performance (EQc)<sup>2</sup>
- ✓ EQ: Low-Emitting Materials (EQc)<sup>3</sup>
- ✓ MR: Regional Materials (MR Credits)<sup>4</sup>
- ✓ MR: EPD (MRc2)
- ✓ MR: Raw Materials Sourcing (MRc4)<sup>5</sup>

<sup>1</sup> Pre-Consumer Recycled Content (veneered products only)

<sup>2</sup> Varies by configuration; acoustic performance achieved with the use of backing and/or infill materials

<sup>3</sup> CertainTeed Wood Ceiling and Wall products meet General Emissions Evaluation per the CDPH standard; v1.2 2017

<sup>4</sup> 200% credit if project with 100 miles of manufacturing site

<sup>5</sup> Ask about FSC® availability (FSC-C151918)  
LEED® is a registered trademark of the U.S. Green Building Council.

### CERTIFICATIONS & PRODUCT DECLARATIONS



FSC® AVAILABLE  
ON REQUEST



LOW-EMITTING  
MATERIALS / LOW VOC  
(CDPH/EHLB/  
STANDARD METHOD  
VERSION 1.2, 2017)



EPD AVAILABLE



# Lay-In Grille & Linear


## Colors & Finishes

A wide variety of solid wood and veneer species, cuts, and matches are available. Additional custom materials and color matching are also available upon request. Actual shades or grains may vary; request a sample for more accurate finish portrayal. Solid wood and veneer species are shown with a clear finish (O). The three character species code is followed by the single character finish code.

For example: Solid Poplar (WPL) in an Oat finish (D) is WPLD.


## Standard Solid Woods

### Hardwoods



Poplar  
(WPL)

### Softwoods




Hemlock Mixed Grain  
(WHM)



Hemlock Vertical  
Grain (WHV)

## Standard Veneers


### Plain Slice Veneers




Plain Slice Natural  
Cherry (VPC)



Plain Slice Maple  
(VMP)



Plain Slice Red Oak  
(VPR)




Plain Slice White Oak  
(VPO)




Plain Slice Walnut  
(VPW)


### Quartered and Rift Cut Veneers



Quartered Cherry  
(VQC)




Quartered Maple  
(VQM)



Rift Cut Red Oak  
(VRR)




Rift Cut White Oak  
(VRO)




Quartered Walnut  
(VQW)


### Reconstituted Quartered Veneers\*




Quartered Cherry  
(RRC)




Quartered Maple  
(RMC)



Quartered Blonde  
(RQB)



Quartered Oak  
(RRO)



Quartered Walnut  
(RWN)

\*Engineered from natural wood to deliver a uniform appearance across an installation

## Stains and Finishes


### Standard Stains and Finishes<sup>1,2</sup>




Clear (O)




Patina (A)




Sepia (J)




Hazel (L)




Oat (D)



Auburn (H)



Merlot (I)



Coffee (C)



Opaque White (5)

<sup>1</sup>Standard Solid Wood Stains and Finishes shown on Poplar (WPL)

<sup>2</sup>Standard Veneer Stains and Finishes: Plain Slice Maple Patina (VMPA), Plain Slice Cherry Auburn (VPC), Plain Slice Cherry Merlot (VPC), and Plain Slice Walnut Coffee (VPWC)

Species and Finish available for Quick Ship orders



**Additional veneer species, stains, color matching and finishes are available upon request. Please see catalog for more options or contact your local sales representative to get started.**

# Lay-In Grille & Linear

## Grille Options

Installation

9/16" Heavy Duty  
EZ Stab Elite  
Narrow

15/16" Heavy Duty  
EZ Stab  
Classic

Configuration

Solid Wood  
12 Blade (V1)

Veneer  
8 Blade (V3)

## Standard Lay-In Grille Configurations

		NUMBER OF BLADES	BLADE WIDTH	BLADE DEPTH	PANEL WIDTH	PANEL LENGTH	SPACING BETWEEN BLADES	OPEN AREA
Solid Wood Lay-In Grille								
9/16" Grid	9215V1	12	1/2"	1-1/2"	24"	24"	1-1/2"	73%
	9220V1	12	1/2"	1-1/2"	24"	48"	1-1/2"	73%
15/16" Grid	9210V1	12	1/2"	1-1/2"	24"	48"	1-1/2"	73%
Veneer Lay-In Grille								
9/16" Grid	9335V3	8	3/4"	2-1/4"	24"	24"	2-1/4"	73%
	9340V3	8	3/4"	2-1/4"	24"	48"	2-1/4"	73%
15/16" Grid	9325V3	8	3/4"	2-1/4"	24"	24"	2-1/4"	73%
	9330V3	8	3/4"	2-1/4"	24"	48"	2-1/4"	73%

## Linear Options

Installation

9/16" Heavy Duty  
EZ Stab Elite  
Narrow

15/16" Heavy Duty  
EZ Stab  
Classic

Configuration

Solid Wood  
10 Blade (H1)

12 Blade (H2)

Veneer  
8 Blade (H3)

## Standard Lay-In Linear Configurations

		NUMBER OF BLADES	BLADE WIDTH	BLADE DEPTH	PANEL WIDTH	PANEL LENGTH	SPACING BETWEEN BLADES	OPEN AREA
Solid Wood Lay-In Linear								
9/16" Grid	9215H2	12	1-1/2"	1/2"	24"	24"	31/64"	23%
	9220H2	12	1-1/2"	1/2"	24"	48"	31/64"	23%
15/16" Grid	9205H1	10	1-1/2"	1/2"	24"	24"	7/8"	34%
	9210H1	10	1-1/2"	1/2"	24"	48"	7/8"	34%
Veneer Lay-In Linear								
9/16" Grid	9335H3	8	2-1/4"	3/4"	24"	24"	3/4"	23%
	9340H3	8	2-1/4"	3/4"	24"	48"	3/4"	23%
15/16" Grid	9325H3	8	2-1/4"	3/4"	24"	24"	23/32"	23%
	9330H3	8	2-1/4"	3/4"	24"	48"	23/32"	23%


To specify or order a specific product, include the 4-digit Item Number followed by the 2-character Configuration Code and the 4-character Color Code. **Example:** To order the 2' x 2' panel for 15/16" grid in Poplar Solid Wood with a Clear Finish with Horizontal Blades, the item number would be **9205H1WPL0**

Configuration available for Quick Ship orders


# Lay-In Grille & Linear

## Reveal Options

**Open Reveal (Standard)**  
Plenum visible between blades




**Felt, Fabric, or Solid Backing**  
Obscured view of plenum between blades



- Acoustical Felt
- Woven Fabric
- Thermoplastic, Solid
- Molded Fiberglass

**Theatre Black f Acoustic Infill**  
Obscured view of plenum with finished acoustic ceiling panel

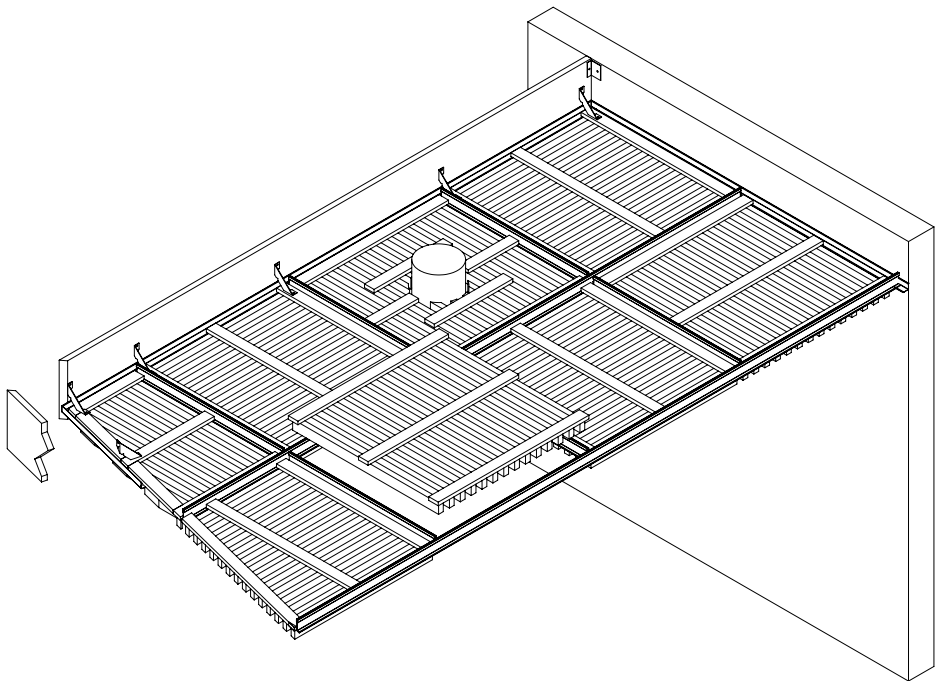


- Simple Installation with added acoustic value
- Substitute with any trim edge acoustic ceiling panel

## Standard Trims and Accessories

INSTALLATION ACCESSORIES		PRODUCT NAME	COLOR	USE
	1015T4_	4" x 96" x 3/4" Trim	Veneer Finishes	4" perimeter trim; each 96" trim piece includes trim installation hardware
	1025T6_	6" x 96" x 3/4" Trim	Veneer Finishes	6" perimeter trim; each 96" trim piece includes trim installation hardware
	1105T4_	4" x 96" x 3/4" Trim	Solid Wood Finishes	4" perimeter trim; each 96" trim piece includes trim installation hardware
	1105T6_	6" x 96" x 3/4" Trim	Solid Wood Finishes	6" perimeter trim; each 96" trim piece includes trim installation hardware

## Installation Example





# Lay-In Grille & Linear

## Physical Data

### MATERIAL

Fire-retardant NAUF composite wood or solid wood blades; hardwood plywood backers

### WEIGHT

Typical system weights, varies by configuration and material  
Solid Wood: 1.2 lbs./sq. ft.  
Veneer: 2.5 lbs./sq. ft.

### FLAME SPREAD/SMOKE DEV. Per ASTM E84 — CAN/ULC S102

Veneered Linear Planks & Grille Blades:  
Flame Spread: 25 or less  
Smoke Developed: 50 or less  
(Class A per ASTM E1264)

Solid Wood Linear Planks & Grille Blades:  
ASTM E84 and CAN/ULC-S102  
Flame Spread: 200 or less  
Smoke Developed: 150 or less  
(Class C per ASTM E1264)

### SEISMIC RATING

See ICC-ES ESR-3336 for suspension system installation in seismic areas. Consult local code officials for jurisdictional requirements.

Per IBC the maximum system weight for ceilings installed with Acoustical Suspension  
Systems in Seismic Design Categories C, D, E, and F is 4.0 lbs./sq. ft. when referencing ICC-ES ESR-3336. System weights greater than 4.0 lbs./sq. ft. may require local Professional Engineering services.

### APPLICATION CONSIDERATIONS

Wood panels must be acclimatized for 72 hours prior to installation. Maintain relative humidity between 25% and 55% and temperature between 50°F and 80°F (10°C and 26°C) for the life of the product.

Wood is a natural material with varying grain and color characteristics.

Characteristics may vary from panel to panel. For a more uniform appearance, consider reconstituted veneer options.

Custom materials and non-standard configurations may require additional testing and/or have additional application considerations.

### VISUAL CONSIDERATIONS

Surface Finish: clear or tinted topcoat 20 GU @ 60° (20% sheen); stains and colors available.

Backers and backing materials: typically flat black; available in custom colors (varies by material)

### WARRANTY

Full warranty information can be found at [certainteed.com/warranty](https://certainteed.com/warranty).

## Acoustical Performance

CONFIGURATION	INFILL	FREQUENCY (HZ)						NRC	OPEN AREA
		125	250	500	1000	2000	4000		
Lay-in Grille (V1)	1" Theater Black	0.71	1.00	0.79	0.92	0.79	0.58	0.90	73%
Lay-in Grille (V1)	2" Fiberglass	0.71	1.09	1.11	1.11	1.02	0.82	1.10	73%
Lay-in Grille (V1)	Felt Backing	0.48	0.56	0.29	0.35	0.46	0.45	0.40	73%
Lay-in Grille (V3)	1" Theater Black	0.04	0.40	0.87	0.99	0.95	0.87	0.80	73%
Lay-in Grille (V3)	1" Theater Black & Felt Backing	0.17	0.44	0.95	1.06	0.97	0.88	0.85	73%
Lay-in Grille (V3)	2" Fiberglass	0.31	1.02	1.22	1.12	0.95	0.86	1.10	73%
Lay-in Grille (V3)	2" Fiberglass & Felt Backing	0.35	1.10	1.27	1.13	0.96	0.86	1.10	73%
Lay-in Linear (H1)	1" Theater Black	0.69	0.97	0.77	0.87	0.63	0.46	0.80	34%
Lay-in Linear (H1)	2" Fiberglass	0.69	1.03	1.15	1.06	0.72	0.55	1.00	34%
Lay-in Linear (H1)	Felt Backing	0.53	0.57	0.27	0.33	0.36	0.42	0.40	34%
Lay-in Linear (H2)	1" Theater Black	0.64	1.04	0.80	0.98	0.95	0.80	0.95	23%
Lay-in Linear (H2)	2" Fiberglass	0.81	1.02	1.17	0.99	0.53	0.41	0.95	23%
Lay-in Linear (H2)	Felt Backing	0.50	0.54	0.28	0.31	0.33	0.37	0.35	23%

Sound absorption achieved with the addition of acoustical fleece, fabric, and/or infill as noted E-400 Mount per ASTM C423-17 (Ceiling).



QUICK SHIP WOOD & METAL

Photo: © Larry Swimmer / Surprise Lake Middle School, Milton, WA






## Semi-Concealed Panels

Elevate beyond the traditional, lay-in suspended ceiling with the use of fully-accessible Semi-Concealed Panels, designed to partially conceal the suspension system and provide a cleaner, sleeker visual. These panels are available in a variety of wood veneers and finishes and offer optional perforations, micro-perforations, slots, and grooves to add sound absorption and visual interest.

### Features & Benefits

- Panel Sizes:
  - Lengths up to 4' at 2' Width
  - Lengths up to 6' at 1' Width
- Choose from a variety of perforation, groove, and slot options for visual appeal and acoustic performance
- Partially conceals the suspension system and provides fully-accessible installation
- Wide array of veneer species, cuts, and matches
- Additional custom materials, staining, sheening, and color matching are also available upon request
- Achieve noise reduction coefficient up to 0.95 NRC
- FSC® available upon request
-  Quick Ship options available to ship in 4 weeks or less<sup>6</sup>

<sup>6</sup> Orders under 2,500 square feet available to ship in 4 weeks or less; call for best available lead time greater than 2,500 square feet

### Attributes



TESTED PER ASTM E84  
AND CAN/ULC-S102



NRC  
UP TO 0.95



CUSTOMIZATION  
AVAILABLE



QUICK SHIP  
AVAILABLE

## LEED® v4

RECYCLED CONTENT<sup>1</sup>

up to 75%

- ✓ EQ: Acoustic Performance (EQc)<sup>2</sup>
- ✓ EQ: Low-Emitting Materials (EQc)<sup>3</sup>
- ✓ MR: Regional Materials (MR Credits)<sup>4</sup>
- ✓ MR: EPD (MRc2)
- ✓ MR: Raw Materials Sourcing (MRp2)<sup>5</sup>

<sup>1</sup> Preconsumer Recycled Content

<sup>2</sup> Varies by configuration; acoustic performance achieved with the use of backing and/or infill materials

<sup>3</sup> CertainTeed Wood Ceiling and Wall products meet General Emissions Evaluation per the CDPH standard; v1.2 2017

<sup>4</sup> 200% credit if project with 100 miles of manufacturing site

<sup>5</sup> Ask about FSC® availability (FSC-C151918)

LEED® is a registered trademark of the U.S. Green Building Council.

### CERTIFICATIONS & PRODUCT DECLARATIONS



FSC® AVAILABLE  
ON REQUEST

LOW  
VOC

LOW-EMITTING  
MATERIALS / LOW VOC  
(CDPH/EHLB/  
STANDARD METHOD  
VERSION 1.2, 2017)



EPD AVAILABLE



# Semi-Concealed Panels


## Colors & Finishes

A wide variety of veneer species, cuts, and matches are available. Additional custom materials and color matching are also available upon request. Actual shades or grains may vary; request a sample for more accurate finish portrayal. Veneer species are shown with a clear finish and top coat. The three character species code is followed by the single character finish code.


For example: Plain Slice Maple (VMP) in a Patina finish (A) is VMPA. Species below shown with clear finish (O).

### Standard Veneers

#### Plain Slice Veneers



#### Quartered and Rift Cut Veneers




#### Reconstituted Quartered Veneers\*



\*Engineered from natural wood to deliver a uniform appearance across an installation

## Stains and Finishes

#### Standard Veneer Stains



 Species and Finish available for Quick Ship orders

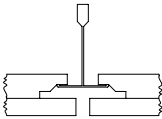


Additional veneer species, stains, color matching and finishes are available upon request. Please see catalog for more options or contact your local sales representative to get started.

# Semi-Concealed Panels

## Installation Options


### CEILINGS



Semi-Concealed  
15/16" Heavy Duty EZ Stab  
Classic


## Perforation Patterns

### UNPERFORATED




**U1**  
Unperforated

### PERFORATED

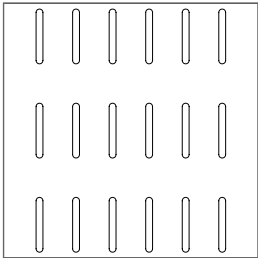


**P3**  
6mm Round Hole  
32mm O.C. Staggered

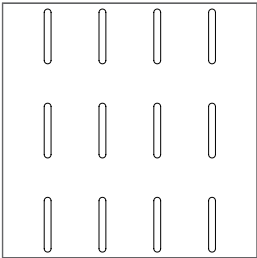


**P4**  
6mm Round Hole  
16mm O.C. Linear

### SLOTTED




**S5**  
3/8" x 3" Slot  
2" O.C.




**S6**  
3/8" x 3" Slot  
3" O.C.


### SOLO GROOVED




**G4**  
3mm V-Groove  
6mm O.C. (Solo 6)



**G1**  
3mm V-Groove  
8mm O.C. (Solo 8)




**G2**  
3mm V-Groove  
16mm O.C. (Solo 16)



**G3**  
3mm V-Groove  
32mm O.C. (Solo 32)

### RONDOLO MICROPERFORATED



**M1**  
Microperforated  
0.5mm Perforations,  
2.5mm O.C. Staggered

Configuration available for Quick Ship orders

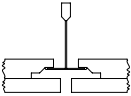
QUICK SHIP WOOD & METAL




Additional custom and fully-engineered options including shapes, sizes, suspension and mounting systems, design returns and trims, and finishing options may be available for design flexibility. Contact your local sales representatives to get started.

# Semi-Concealed Panels

## Standard Product Configurations

		DIMENSIONS (W x L x H) (in.)	SUSPENSION
Semi-Concealed (15/16")			
	5205 _____	24" x 24" x 3/4"	15/16"
	5210 _____	24" x 48" x 3/4"	15/16"
	5215 _____	12" x 48" x 3/4"	15/16"






To specify or order a specific product, include the 4-digit Item Number followed by the 2-character Configuration Code and the 4-character Color Code **Example:** To order a 2" x 2" perforated (P3), semi-concealed panel in Plain Slice Maple Clear Finish would be the item number would be **5205P3VMPO**

 Configuration available for Quick Ship orders (U1 and P3 Only)

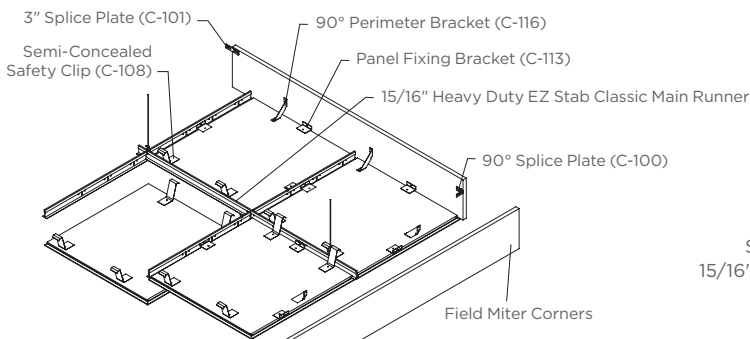


Penn First Plus Paideia, Philadelphia PA | © Halkin Mason Photography LLC

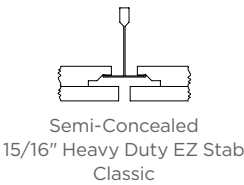
## Standard Trims And Accessories

INSTALLATION ACCESSORIES		PRODUCT NAME	COLOR	USE
	C-108	Semi-Concealed Safety Clip	Metal	Minimum four (4) safety clips per semi-concealed panel, two (2) clips per 2' side included with order; additional clips sold by the piece.
	C-123	Reversible Border Clip	Metal	Reversible clip to replicate supporting edges on field modified Reveal, Narrow Reveal, and Semi-Concealed Panels panels; allows for a straight cut through the panel: two (2) clips required per foot, minimum three (3) clips per edge.
	1015T4 _____	4" x 96" x 3/4" Trim	Veneer Finishes	4" perimeter trim; each 96" trim piece includes trim installation hardware
	1025T6 _____	6" x 96" x 3/4" Trim	Veneer Finishes	6" perimeter trim; each 96" trim piece includes trim installation hardware (C-116) for trim installation
	EB-S- _____	7/8" x 250' Edge Banding	Veneer Finishes	7/8" x 250' PSA (peel and stick) edge banding for field cut or exposed edges on 3/4" material: Plain Slice, Quartered, and Rift Cut edge banding is pre-finished; Reconstituted Quartered edge banding must be finished with included touch-up kit

## Installation Example



**Semi-Concealed (15/16" Grid) with Perimeter Trim**



**Semi-Concealed 15/16" Heavy Duty EZ Stab Classic**



# Semi-Concealed Panels

## Physical Data

**MATERIAL**  
Fire-retardant NAUF composite wood

**WEIGHT**  
2.0 – 2.8 lbs./sq. ft. (typical panel weight)  
Varies by Configuration

**FLAME SPREAD/SMOKE DEV.**  
Per ASTM E84 — CAN/ULC S102  
Flame Spread ≤ 25  
Smoke Developed ≤ 50  
(Class A per ASTM 1264)

**SEISMIC INSTALLATION**  
See installation details for seismic area  
installation information. Consult local code  
officials for jurisdictional requirements.

Per IBC the maximum system weight for ceilings  
installed with Acoustical Suspension Systems in  
Seismic Design Categories C, D, E, and F is 4.0  
lbs./sq. ft. when referencing ICC-ES ESR-3336.  
System weights greater than 4.0 lbs./sq. ft. may  
require local Professional Engineering services.

**APPLICATION CONSIDERATIONS**  
Wood panels must be acclimatized for 72 hours prior  
to installation. Maintain relative humidity between  
25% and 55% and temperature between 50°F and  
80°F (10°C and 26°C) for the life of the product.

Wood is a natural material with varying grain and  
color characteristics.

Characteristics may vary from panel to  
panel. For a more uniform appearance,  
consider reconstituted veneer options.

**VISUAL CONSIDERATIONS**  
Surface Finish: clear or tinted topcoat  
20 GU @ 60° (20% sheen); stains and  
colors available.

**WARRANTY**  
Full warranty information can be found  
at [certainteed.com/warranty](https://certainteed.com/warranty).

## Acoustical Performance

		125	250	500	1000	2000	4000	NRC	CAC
Ceiling/Plenum (E-400)*									
G4 (Solo 6)	Ceiling/Plenum (E-400)	0.70	0.77	0.78	0.92	1.02	0.97	0.85	
G1 (Solo 8)	Ceiling/Plenum (E-400)	0.66	0.74	0.72	0.82	0.92	0.87	0.80	
G2 (Solo 16)	Ceiling/Plenum (E-400)	0.57	0.69	0.67	0.80	0.91	0.86	0.75	
G3 (Solo 32)	Ceiling/Plenum (E-400)	0.49	0.51	0.46	0.54	0.63	0.65	0.55	
P3	Ceiling/Plenum (E-400)	0.67	0.57	0.46	0.39	0.31	0.31	0.45	28
P4	Ceiling/Plenum (E-400)	0.72	0.63	0.70	0.73	0.67	0.67	0.70	23
S5	Ceiling/Plenum (E-400)	0.84	0.86	0.70	0.66	0.46	0.53	0.65	22
S6	Ceiling/Plenum (E-400)	0.94	0.77	0.64	0.52	0.37	0.43	0.60	25
M1 (Rondolo)	Ceiling/Plenum (E-400)	0.69	0.98	0.90	0.98	0.84	0.56	0.95	

\* Sound absorption achieved with the addition of acoustical fleece, fabric, and/or infill; results shown are achieved with fiberglass acoustic infill; ceiling  
attenuation class results (CAC) shown without acoustical infill or additional sound blocking materials; E-400 and A Mount per ASTM C423-17.



Photo © Studio 66 LLC / Lubber Run Community Center, Arlington, VA





# Quick Ship – Linear Metal Box Series

The Box Series linear metal ceiling system uses a universal carrier for simple design and installation.

## Features & Benefits

- Panel sizes:
  - Panel module widths: 4" and 6"
  - Panel length: 12'
  - Panel depths (nominal): 5/8"
- Square-edge design
- Downweight: reduce dead load with lightweight aluminum
- Interior applications
- Compatible with industry standard lighting, HVAC, speaker, fire safety, and security services
- Orders under 2,500 square feet available to ship in 4 weeks or less

## Attributes



**FIRE RATING:**  
CLASS A  
PER ASTM E84  
AND CAN/ULC-S102



**SEISMIC RATING:**  
ZONES A, B, C, D, E, F



**QUICK SHIP**

## LEED® v4

RECYCLED CONTENT

up to 92%

- ✓ EA: Optimize Energy Performance
- ✓ MR: Building Product Disclosure
- ✓ EQ: Low-Emitting Materials
- ✓ EQ: Indoor Air Quality Assessment
- ✓ EQ: Daylight
- ✓ EQ: Acoustic Performance

LEED® is a registered trademark of the U.S. Green Building Council.

## CERTIFICATIONS & PRODUCT DECLARATIONS



**GREENGUARD:**  
GOLD CERTIFIED



**EPD**  
AVAILABLE



**HPD**  
AVAILABLE



# Quick Ship – Linear Metal Box Series

## Colors and Finishes

### Standard Paint Color



Cotton White  
0280

### Decorated (Powder-Coat) Wood-Look Options

Powder-coat paint finish. Formaldehyde-free, Class A composite panel.



Fonthill Cherry  
8422



Walnut  
8424



Amber Bamboo  
8432



Fine Wenge  
8433



Grey Barnwood Cedar  
8434



Golden Douglas Fir  
8436



American Oak  
8439



Crazy Cajun Cypress  
8442



Swamp Cypress  
8444



Clipper Teak  
8446



Windjammer Teak  
8449




Douglas Fir  
8452




Anigre  
8453




Farm Maple  
8458




Caravel Teak  
8460



Regatta Teak  
8461



Summer Maple  
8465



Terrace Maple  
8466



Light Pecan  
8475



Penshaw Cherry  
8481



Northwest Mountain  
Hemlock 8486



Whitewash  
8487



White Oak  
8491



Rustic Cherry  
8739



Cherry  
8742



Auxilium Maple  
8753

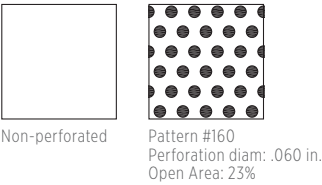


White Oakwood  
8758

# Quick Ship - Linear Metal Box Series

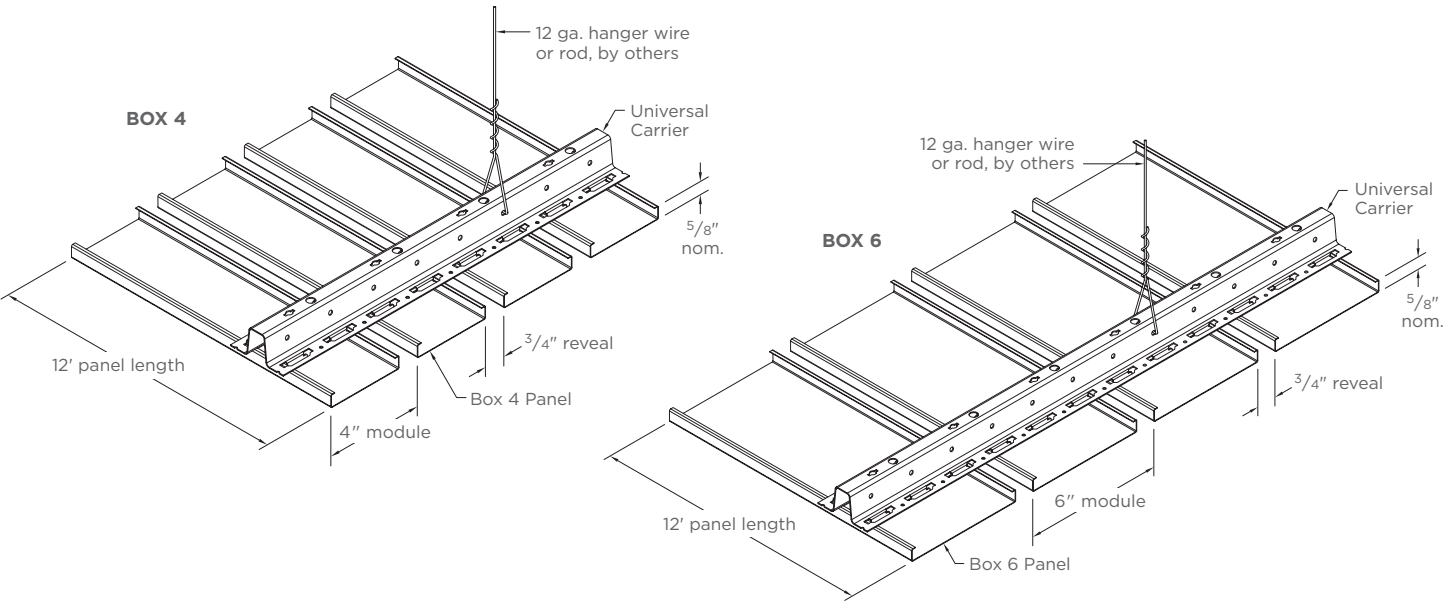
## Perforation Patterns

Standard patterns shown. Scale shown: 1:1, unless otherwise noted.

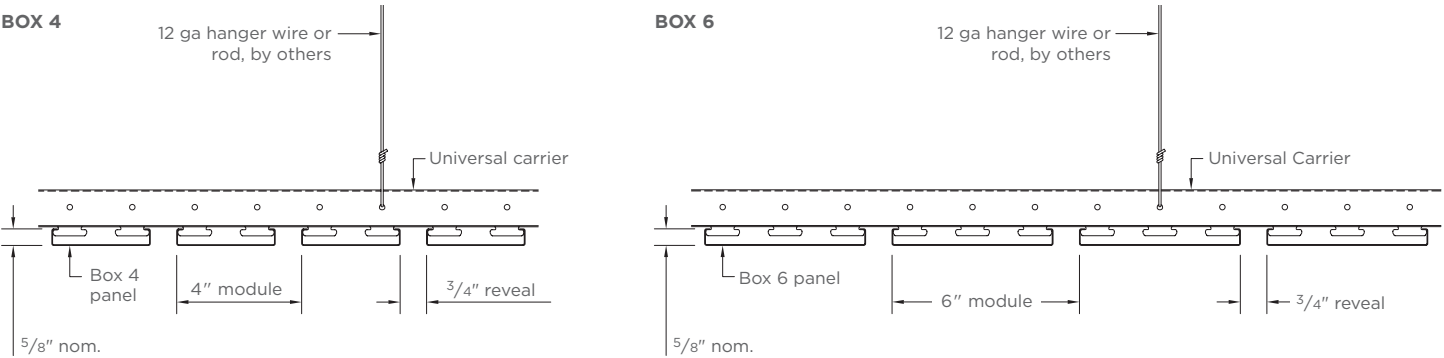


## Installation Examples

### Typical Isometrics

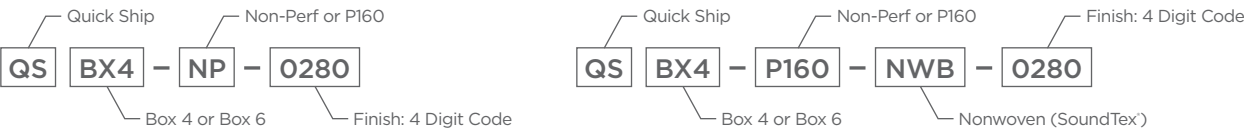


### Typical Sections



# Quick Ship – Linear Metal Box Series

## Catalog Number Breakdowns



BOX 4	FORMAT	DIMENSIONS WxLxH (in. nom.)	PIECES PER CARTON	LF/SF	LF PER CARTON	SF PER CARTON
QS BX4-NP	Panels	4" x 144" x 5/8"	34	3 LF / SF	408	136
QS BX4-P160	Panels	4" x 144" x 5/8"	34	3 LF / SF	408	136
QS BX4-P160-NWB	Panels	4" x 144" x 5/8"	34	3 LF / SF	408	136

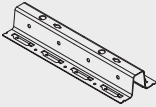

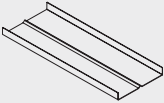
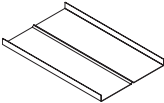

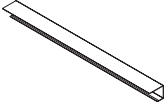
BOX 6	FORMAT	DIMENSIONS WxLxH (in. nom.)	PIECES PER CARTON	LF/SF	LF PER CARTON	SF PER CARTON
QS BX6-NP	Panels	6" x 144" x 5/8"	28	2 LF / SF	336	168
QS BX6-P160	Panels	6" x 144" x 5/8"	28	2 LF / SF	336	168
QS BX6-P160-NWB	Panels	6" x 144" x 5/8"	28	2 LF / SF	336	168

To specify or order a specific product, include the Product Description followed by the 4 digit color code.

**Examples:** To specify a Box 4 panel, perforated with SoundTex in White, the item number would be: **QS BX4-P160-NWB-0280**.

To specify the same product in a Decorated Wood-Look Finish (for example: Light Pecan) the item number would be: **QS BX4-P160-NWB-8475**.

## Installation Accessories

PRODUCT NAME	COLOR	LENGTH	USE
 Universal Carrier	Black	12'	Suspension component used to support panels
 Box Flat Recessed Closure	Black	12'	Closure strip installed between box panels
 Box 4 Panel Splice	Black	6"	Used to splice box panel ends together
 Box 6 Panel Splice	Black	6"	Used to splice box panel ends together
 Wall Angle 1" x 1"	Black	12'	Trim used at wall perimeters
 1-3/4" J-Trim	Black	10'	Trim used at floating conditions



# Quick Ship – Linear Metal Box Series

## Physical Data

<b>MATERIAL</b> Aluminum	<b>SEISMIC RATING</b> ZONES A,B,C,D,E,F	<b>WARRANTY</b> 1-year Limited Warranty. Full warranty information can be found at <a href="https://certainteed.com/warranty">certainteed.com/warranty</a> .
<b>WEIGHT</b> Varies 1.0 – 1.6 lbs./sq.ft.	<b>RECYCLED CONTENT</b> Up to 92%	
<b>FIRE RATING</b> Class A Fire Rated per ASTM E84 – Painted or anodized metal: Flame spread: ≤ 25, Smoke ≤ 50 CAN/ULC-S102 – Painted or anodized metal: Flame spread: ≤ 25, Smoke ≤ 50	<b>LIGHT REFLECTANCE (LR) COEFFICIENT PER ASTM E1264 &amp; ASTM E1477</b> – Varies with finish – Cotton White: LR = 0.81	

## Acoustical Performance

Sound absorption can be achieved by the addition of backing ceiling panels with acoustical fabric or pad.

PRODUCT	ACOUSTICAL INFILL	NRC
Box 4, Perforated #160 (23% open area), with Box Flat Closure Strip	Non-Woven	0.70
Box 6, Perforated #160 (23% open area), with Box Flat Closure Strip	Non-Woven	0.70

Acoustical tests performed in accordance with ASTM C423 and ASTM E795, in a type E400 mounting.  
Test reports available upon request.




Photo: © Bob Perzel / Chanhassen High School / Chanhassen, MN







A photograph of a modern office interior. The ceiling is white with exposed ductwork and various suspension lighting fixtures, including rectangular and linear lights. The office space features desks with multiple computer monitors, ergonomic chairs in shades of purple and grey, and large green plants. Glass partitions are visible in the background. The overall aesthetic is clean, bright, and contemporary.

2025

# SUSPENSION & TRIM PORTFOLIO

---

# FASTER, EASIER, STRONGER SUSPENSION SYSTEMS

The innovations behind all CertainTeed Architectural suspension systems are designed to make ceiling installations faster and easier. Our complete lines of acoustical and drywall suspension systems and accessories reflect our commitment to provide all the reliable essentials contractors need for commercial projects.


And we back it all up with direct support from in-house technical experts to offer product training and installation support when the needs arise. We've gone above and beyond the basics with innovations that make the contractor's job easier.







15/16" EZ Stab Classic | FMC Offices



QuickSpan Locking Drywall Grid System

Powered by expert knowledge, in-the-field experience and customer feedback, our suspension systems provide strong, stable solutions that consistently save project time and put money back in contractors' pockets. Our superior suspension systems are the result of key values and initiatives:

Suspension systems products characterized by strength, efficiency, and speed of installation

We involve contractors in our design and development process, resulting in real-world input that yields real-world advantages

Hands-on training and technical support by staff with decades of installation experience



**ON THE JOB SITE, SAVING TIME  
MEANS SAVING MONEY.**

We rely on ceiling installation professionals to help us design suspension systems that are strong, durable and faster to install.

**Visit our website to see for yourself:**  
<https://www.certainteed.com/products/ceiling-wall-systems>





QuickSpan™ Locking Drywall Grid System



EZ Stab Acoustical Suspension Systems







# ACOUSTICAL SUSPENSION SYSTEMS


## **EZ STAB: MAKING EVERY SECOND SAVED COUNT**

The revolutionary CertainTeed EZ Stab acoustical suspension systems feature innovations that empower installers to perform faster, easier installations at every step of the process.

Patented Latitude Holes™ offer more frequent and higher hanger hole positions for optimal installation speed and versatility. Specially designed clips allow for low insertion force and easy removability when repositioning tees. Centering tabs on 9/16" EZ Stab keep trim edge panels positioned within the opening preventing gaps around the edges. Two rows of continuous stitching create maximum strength and torsional rigidity. And wider slot openings allow for easier location of tees when installing from distances.

It all combines for strong, stable systems that save critical minutes and hours on the job.


**For design, specification, or technical support, visit [certainteed.com/products/ceiling-wall-systems](https://www.certainteed.com/products/ceiling-wall-systems) or contact CertainTeed customer service at 1-800-233-8990.**



MAIN RUNNER



CROSS TEE



9/16" WALL ANGLE



7/8" WALL ANGLE



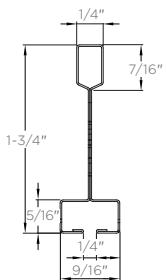
# 9/16" EZ Stab Bolt Slot System – 1/4" Reveal

The EZ Stab Bolt Slot System provides increased strength and stability for easier ceiling grid installation.

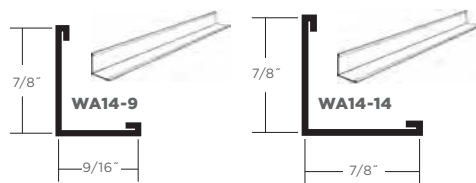
## Features & Benefits

- Narrow 9/16" face features a 1/4" center regress and is compatible with many narrow reveal edge panels
- EZ Stab clip technology allows for a fast and strong connection on cross tees with enhanced removability
- Double-stitched web design for lasting durability and strength
- Mitered design on cross tee and main runner intersections produces a clean, continuous slot with multiple lengths and miter spacing to accommodate many module sizes
- Grid features G30 hot-dipped galvanized steel construction that is fully painted for corrosion resistance
- Intermediate- and heavy-duty certified profiles available to satisfy all seismic applications
- ICC certified (ESR-3336) and City of Los Angeles Building Code compliant via ESR-3336 LABC Supplement
- Available in Standard White. Additional color options are offered through our Post-Paint process.

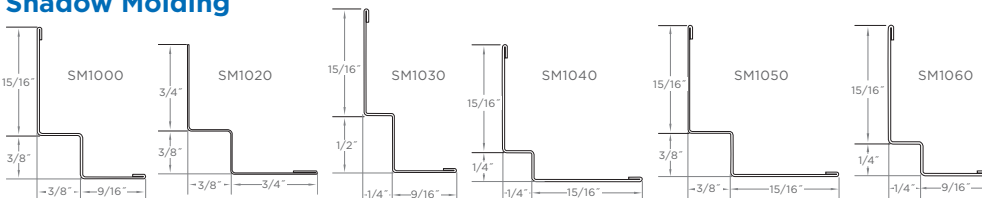
## Main Runner



## Wall Angle



## Shadow Molding



## LEED® v4

### RECYCLED CONTENT

up to 86%

- ✓ MR: PBT Source Reduction (Healthcare)
- ✓ MR: Material Ingredients (HPDs)
- ✓ EQ: Low-Emitting Material
- ✓ MR: Sourcing Raw Materials
- ✓ MR: Environmental Product Declarations (EPDs)
- ✓ MR: Construction and Demolition Waste Management Planning

LEED® is a registered trademark of the U.S. Green Building Council.

## CERTIFICATIONS & PRODUCT DECLARATIONS



EPD AVAILABLE



HPD AVAILABLE

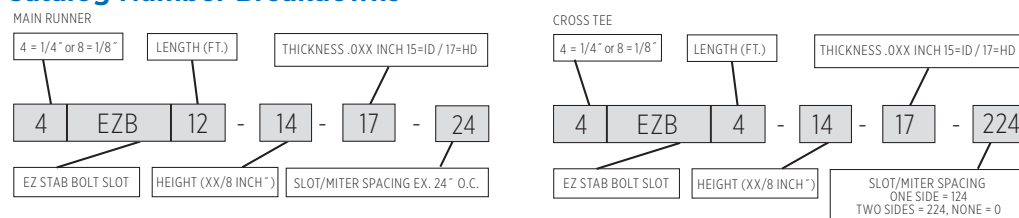
Declare<sup>SM</sup>

Living Building Challenge Red List Free®

**certainteed**  
SAINT-GOBAIN

# 9/16" EZ Stab Bolt Slot System - 1/4" Reveal

## Catalog Number Breakdowns



	GRID FACE (IN.)	DIMENSIONS (IN.)	SLOT SPACING (IN.)	PIECES/CARTON	FT./CARTON	SEISMIC DESIGN CATEGORY	STRUCTURAL CLASSIFICATION (ASTM C635)	RECYCLED CONTENT PRE*	RECYCLED CONTENT POST*	RECYCLED CONTENT TOTAL*	ALLOWABLE UNIFORM LOAD (PLF)	ALLOWABLE CONCENTRATED LOAD AT MIDSPAN (LBF)**
<b>Main Runners</b>												
4EZB12-14-17-24	9/16	144 x 1-3/4 x 9/16	24 O.C.	20	240	A-F	HD	9%	77%	86%	16.2	40.5
4EZB12-14-17-48	9/16	144 x 1-3/4 x 9/16	48 O.C.	20	240	A-F	HD	9%	77%	86%	16.2	40.5
4EZB12-14-15-24	9/16	144 x 1-3/4 x 9/16	24 O.C.	20	240	A-C	ID	9%	77%	86%	14.2	35.5
4EZB12-14-15-48	9/16	144 x 1-3/4 x 9/16	48 O.C.	20	240	A-C	ID	9%	77%	86%	14.2	35.5
4EZB10-14-17-20	9/16	120 x 1-3/4 x 9/16	20 O.C.	20	200	A-F	HD	9%	77%	86%	16.2	40.5
4EZB10-14-17-30	9/16	120 x 1-3/4 x 9/16	30 O.C.	20	200	A-F	HD	9%	77%	86%	16.2	40.5
4EZB10-14-15-20	9/16	120 x 1-3/4 x 9/16	20 O.C.	20	200	A-C	ID	9%	77%	86%	14.2	35.5
4EZB10-14-15-30	9/16	120 x 1-3/4 x 9/16	30 O.C.	20	200	A-C	ID	9%	77%	86%	14.2	35.5
<b>Cross Tee</b>												
4EZB0.33-14-15-0	9/16	4 x 1-3/4 x 9/16	—	50	16	—	—	9%	77%	86%	—	—
4EZB0.5-14-15-0	9/16	6 x 1-3/4 x 9/16	—	50	25	—	—	9%	77%	86%	—	—
4EZB1.7-14-15-0	9/16	20 x 1-3/4 x 9/16	—	50	83	—	—	9%	77%	86%	114.4	95.3
4EZB2-14-17-0	9/16	24 x 1-3/4 x 9/16	—	50	100	—	HD	9%	77%	86%	103.0	103.0
4EZB2-14-15-0	9/16	24 x 1-3/4 x 9/16	—	50	100	—	—	9%	77%	86%	81.3	81.3
4EZB2.5-14-15-0	9/16	30 x 1-3/4 x 9/16	—	50	125	—	—	9%	77%	86%	51.5	64.4
4EZB4-14-15-0	9/16	48 x 1-3/4 x 9/16	—	50	200	—	—	9%	77%	86%	4.2	35.5
4EZB4-14-15-224	9/16	48 x 1-3/4 x 9/16	24 O.C. (both sides)	50	200	—	—	9%	77%	86%	14.2	35.5
4EZB4-14-15-124	9/16	48 x 1-3/4 x 9/16	24 O.C. (one side only)	50	200	—	—	9%	77%	86%	14.2	35.5
4EZB4-14-17-0	9/16	48 x 1-3/4 x 9/16	—	50	200	—	HD	9%	77%	86%	16.2	40.5
4EZB4-14-17-224	9/16	48 x 1-3/4 x 9/16	24 O.C. (both sides)	50	200	—	HD	9%	77%	86%	16.2	40.5
4EZB4-14-17-124	9/16	48 x 1-3/4 x 9/16	24 O.C. (one side only)	50	200	—	HD	9%	77%	86%	16.2	40.5
4EZB5-14-15-0	9/16	60 x 1-3/4 x 9/16	—	50	250	—	—	9%	77%	86%	7.5	23.4
4EZB5-14-15-230	9/16	60 x 1-3/4 x 9/16	30 O.C. (both sides)	50	250	—	—	9%	77%	86%	7.5	23.4
4EZB5-14-15-220	9/16	60 x 1-3/4 x 9/16	20, 40 O.C. (both sides)	50	250	—	—	9%	77%	86%	7.5	23.4
4EZB5-14-15-120	9/16	60 x 1-3/4 x 9/16	20, 40 O.C. (one side only)	50	250	—	—	9%	77%	86%	7.5	23.4
4EZB6-14-15-0	9/16	72x1-3/4x9/16	—	20	120	—	—	9%	77%	86%	4.8	18
4EZB8-14-15-0	9/16	96x1-3/4x9/16	—	20	160	—	—	9%	77%	86%	2.1	7.9
<b>Wall Angle</b>												
WA14-9	9/16	144 x 7/8 x 9/16	—	40	480	—	—	19%	69%	88%	—	—
WA32-32	2	120 x 2 x 2	—	20	200	—	—	19%	69%	88%	—	—
WA32-32-12	2	144 x 2 x 2	—	20	240	—	—	19%	69%	88%	—	—
WA32-15	2	120 x 15/16 x 2	—	20	200	—	—	19%	69%	88%	—	—
WA32-15-12	2	144 x 15/16 x 2	—	20	240	—	—	19%	69%	88%	—	—
<b>Flexible Wall Angle*</b>												
FWA14-9	9/16	96 x 1-1/8 x 9/16	—	63	504	—	—	19%	69%	88%	—	—
FWA14-14	7/8	96 x 1-1/8 x 7/8	—	63	504	—	—	19%	69%	88%	—	—
<b>Shadow Molding</b>												
SM1000	—	120 x 15/16 x 3/8 x 3/8 x 9/16	—	40	400	—	—	19%	69%	88%	—	—
SM1020†	—	120 x 3/4 x 3/8 x 3/8 x 3/4	—	40	400	—	—	19%	69%	88%	—	—
SM1030	—	120 x 15/16 x 1/2 x 1/4 x 9/16	—	40	400	—	—	9%	44%	53%	—	—
SM1040	—	120 x 15/16 x 1/4 x 1/4 x 15/16	—	40	400	—	—	9%	44%	53%	—	—
SM1050	—	120 x 15/16 x 3/8 x 3/8 x 15/16	—	40	400	—	—	9%	44%	53%	—	—
SM1060	—	120 x 15/16 x 1/4 x 1/4 x 9/16	—	40	400	—	—	9%	44%	53%	—	—

\*Flexible Wall Angle is made of Rigid PVC

†SM1020 is not hemmed along 3/4" side

\*Maximum recycled content percentage. Recycled content varies by manufacturing location.

\*\*Allowable concentrated loads at midspan are determined in accordance with AC308 Section 3.2.

For each framing member, the allowable concentrated load must not be combined with the allowable uniform load. Use Standard 9/16" Wall Angle and Shadow Molding Flex Wall Angle will fit a 5-1/2" radius or larger



# 9/16" EZ Stab Bolt Slot System - 1/4" Reveal

## Maximum Fixture Weight

ITEM NUMBER	CONFIGURATION		FIXTURE		HANGER SPACING		MAXIMUM WEIGHT	
	A	B	A	B	A	B	A	B
Main Runner to Main Runner - Drawing Key: Main Runner ( ) Cross tee (---) Hanger wire (+)								
4EZB4-14-15			24" x 48"	24" x 48"	48"	48"	56.00 lbs.	56.00 lbs.
4EZB4-14-17			24" x 48"	24" x 48"	48"	48"	56.00 lbs.	56.00 lbs.
4EZB4-14-15			24" x 48"	24" x 48"	48"	48"	56.00 lbs.	56.00 lbs.
4EZB4-14-17			24" x 48"	24" x 48"	48"	48"	56.00 lbs.	56.00 lbs.
4EZB4-14-15			24" x 24"	24" x 24"	48"	48"	40.00 lbs.	53.00 lbs.
4EZB4-14-17			24" x 24"	24" x 24"	48"	48"	46.00 lbs.	56.00 lbs.

Cross tees tested as follows: 4EZB4-14-15-0, -224, -124 tested at 14.2 lbs/LF to 1/360 of 4' span; 4EZB4-14-17-0, -224, -124 tested to 16.2 lbs/LF to 1/360 of 4' span.

## Accessories

		ITEM NUMBER	PRODUCT NAME	DIMENSIONS L" X W" X H" (MM)	COLOR	PIECES/ CARTON	LBS./ CARTON
SEISMIC		CTSPC-2	Seismic Perimeter Clip	3-1/16 x 2-1/4 x 1-1/16 (78 x 58 x 27)	Metal	100	9
		CTSTJ	Seismic Transition Joint Clip	3-1/2 x 3-1/2 x 1-3/16 (89 x 89 x 31)	Metal	100	10
		SLEEVE 1/4	1/4" Bolt Slot Seismic Sleeve	3 x 9/16 x 5/16 (76.2 x 14.3 x 7.9)	White	100	1
STANDARD		BSNC14	1/4" Bolt Slot Notch Cover - White notch cover for 1/4" EZ Stab Bolt Slot Systems	1-1/5 x 3/16 x 11/32 (38 x 5 x 10)	White	100	1
		HW12	Hanger Wire 12' (3660 mm) 12 Gage (2.05 mm)	144 x 12 gage x 12 gage (3658 x 12 gage x 12 gage)	Metal	141	50
		SFYK	SmartFit Yoke	8.55 x 1.25 x 9.56 (217 x 32 x 243)	Metal	20	9
		IC-9	9/16" Inside Corner	3 x 3 x 1/16 (76 x 76 x 1.52)	White	100	10
		OC-9	9/16" Outside Corner	3 x 3 x 1/16 (76 x 76 x 1.52)	White	100	10

NOTE: For additional accessories, refer to Acoustical and Drywall Suspension Systems Accessories listing.

# 9/16" EZ Stab Bolt Slot System – 1/4" Reveal

## Physical Data

### CROSS TEE/MAIN RUNNER MATERIAL

Fully painted and hot dipped galvanized steel (G30)

### FACE DIMENSION

9/16"

### CROSS TEE/MAIN RUNNER INTERFACE

Mitered

### DUTY CLASSIFICATION

Heavy duty and Intermediate duty per ASTM C635

### CROSS TEE/MAIN RUNNER

#### SURFACE FINISH

Fully Painted

### PROFILE HEIGHT

1-3/4"

### VOC EMISSIONS

Independently certified compliant with California Department of Public Health CDPH/EHLB/Standard Method Version 1.2, 2017.

### END DETAIL

Main Runner: Integral Stab  
Cross Tee: Staked-on Stab Clip

### SEISMIC CATEGORY

A, B, C, D, E, F

### WARRANTY

10-year Limited Suspension Systems warranty increases to 30 years when installed with CertainTeed ceiling panels. Full warranty information can be found at [certainteed.com/warranty](http://certainteed.com/warranty).

## Seismic Performance

### MAIN RUNNERS:

All main runners

### MINIMUM LBS. TO PULLOUT

#### COMPRESSION/TENSION:

180 lbs.

### CROSS TEES:

All cross tees

## ICC Evaluation Service, Inc., Report Compliance

Suspension systems manufactured by CertainTeed ceilings have been reviewed and are approved by listing in ICC-ES Evaluation Report ESR-3336. CertainTeed suspension systems have been reviewed and are approved by listing in the City of Los Angeles Building Code ESR-3336 LABC Supplement. Evaluation Reports are subject to reexamination, revision and possible cancellation. Refer to [certainteed.com](http://certainteed.com) for current reports.

MAIN RUNNER



CROSS TEE



9/16" WALL ANGLE



7/8" WALL ANGLE



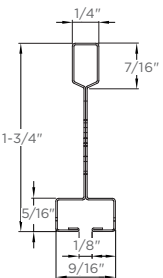
# 9/16" EZ Stab Bolt Slot System – 1/8" Reveal

The EZ Stab Bolt Slot System provides increased strength and stability for easier ceiling grid installation.

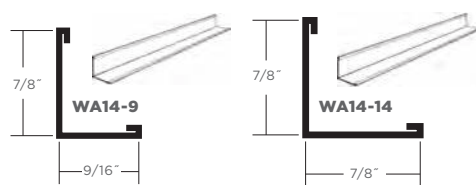
## Features & Benefits

- Narrow 9/16" face features a 1/8" center regress and is compatible with many narrow reveal edge panels
- EZ Stab clip technology allows for a fast and strong connection on cross tees with enhanced removability
- Double-stitched web design for lasting durability and strength
- Mitered design on cross tee and main runner intersections produces a clean, continuous slot with multiple lengths and miter spacing to accommodate many module sizes
- Grid features G30 hot-dipped galvanized steel construction that is fully painted for corrosion resistance
- Intermediate- and heavy-duty certified profiles available to satisfy all seismic applications
- ICC certified (ESR-3336) and City of Los Angeles Building Code compliant via ESR-3336 LABC Supplement
- Available in Standard White. Additional color options are offered through our Post-Paint process.

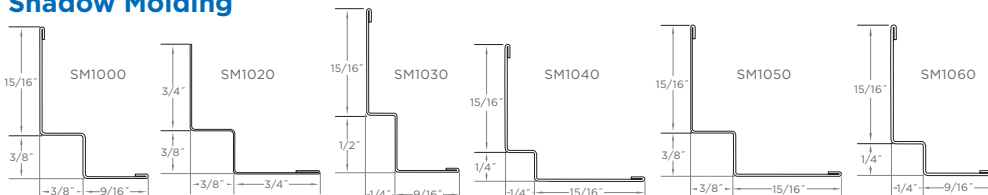
## Main Runner



## Wall Angle



## Shadow Molding



certainteed.com | 800.233.8990

## LEED® v4

### RECYCLED CONTENT

up to 88%

- ✓ MR: PBT Source Reduction (Healthcare)
- ✓ MR: Material Ingredients (HPDs)
- ✓ EQ: Low-Emitting Material
- ✓ MR: Sourcing Raw Materials
- ✓ MR: Environmental Product Declarations (EPDs)
- ✓ MR: Construction and Demolition Waste Management Planning

LEED® is a registered trademark of the U.S. Green Building Council.

## CERTIFICATIONS & PRODUCT DECLARATIONS



EPD AVAILABLE



HPD AVAILABLE

**Declare**<sup>SM</sup>

Living Building Challenge Red List Free®

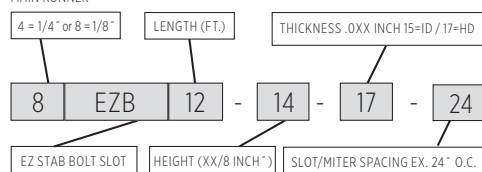
**certainteed**  
SAINT-GOBAIN



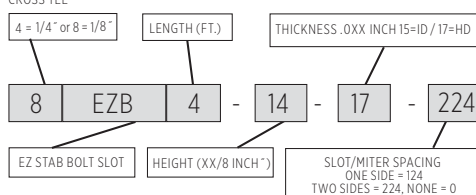
# 9/16" EZ Stab Bolt Slot System - 1/8" Reveal

## Catalog Number Breakdowns

MAIN RUNNER



CROSS TEE



	GRID FACE (IN.)	DIMENSIONS (IN.)	SLOT SPACING (IN.)	PIECES/CARTON	FT./CARTON	SEISMIC DESIGN CATEGORY	STRUCTURAL CLASSIFICATION (ASTM C635)	RECYCLED CONTENT PRE*	RECYCLED CONTENT POST*	RECYCLED CONTENT TOTAL*	ALLOWABLE UNIFORM LOAD (PLF)	ALLOWABLE CONCENTRATED LOAD AT MIDSPAN (LBF)**
<b>Main Runners</b>												
8EZB12-14-17-24	9/16	144 x 1-3/4 x 9/16	24 O.C.	20	240	A-F	HD	19%	69%	88%	16.1	40.2
8EZB12-14-17-48	9/16	144 x 1-3/4 x 9/16	48 O.C.	20	240	A-F	HD	19%	69%	88%	16.1	40.2
8EZB12-14-15-24	9/16	144 x 1-3/4 x 9/16	24 O.C.	20	240	A-C	ID	19%	68%	87%	13.0	32.5
8EZB12-14-15-48	9/16	144 x 1-3/4 x 9/16	48 O.C.	20	240	A-C	ID	19%	68%	87%	13.0	32.5
8EZB10-14-17-20	9/16	120 x 1-3/4 x 9/16	20 O.C.	20	200	A-F	HD	19%	69%	88%	16.1	40.2
8EZB10-14-17-30	9/16	120 x 1-3/4 x 9/16	30 O.C.	20	200	A-F	HD	19%	69%	88%	16.1	40.2
8EZB10-14-15-20	9/16	120 x 1-3/4 x 9/16	20 O.C.	20	200	A-C	ID	19%	68%	87%	13.0	32.5
8EZB10-14-15-30	9/16	120 x 1-3/4 x 9/16	30 O.C.	20	200	A-C	ID	19%	68%	87%	13.0	32.5
<b>Cross Tee</b>												
8EZB0.33-14-15-0	9/16	4 x 1-3/4 x 9/16	—	50	16	—	—	19%	69%	88%	—	—
8EZB0.5-14-15-0	9/16	6 x 1-3/4 x 9/16	—	50	25	—	—	19%	69%	88%	—	—
8EZB1.7-14-15-0	9/16	20 x 1-3/4 x 9/16	—	50	83	—	—	—	—	—	115.8	96.5
8EZB2-14-17-0	9/16	24 x 1-3/4 x 9/16	—	50	100	—	HD	19%	69%	88%	96.8	96.8
8EZB2-14-15-0	9/16	24 x 1-3/4 x 9/16	—	50	100	—	—	—	—	—	74.7	74.7
8EZB2.5-14-15-0	9/16	30 x 1-3/4 x 9/16	—	50	125	—	—	—	—	—	48.9	61.1
8EZB4-14-15-0	9/16	48 x 1-3/4 x 9/16	—	50	200	—	—	—	—	—	13.0	32.5
8EZB4-14-15-224	9/16	48 x 1-3/4 x 9/16	24 O.C. (both sides)	50	200	—	—	—	—	—	13.0	32.5
8EZB4-14-15-124	9/16	48 x 1-3/4 x 9/16	24 O.C. (one side only)	50	200	—	—	—	—	—	13.0	32.5
8EZB4-14-17-0	9/16	48 x 1-3/4 x 9/16	—	50	200	—	HD	19%	69%	88%	16.1	40.2
8EZB4-14-17-224	9/16	48 x 1-3/4 x 9/16	24 O.C. (both sides)	50	200	—	HD	19%	69%	88%	16.1	40.2
8EZB4-14-17-124	9/16	48 x 1-3/4 x 9/16	24 O.C. (one side only)	50	200	—	HD	19%	69%	88%	16.1	40.2
8EZB5-14-15-0	9/16	60 x 1-3/4 x 9/16	—	20	100	—	—	—	—	—	7.6	23.8
8EZB5-14-15-230	9/16	60 x 1-3/4 x 9/16	30 O.C. (both sides)	20	100	—	—	—	—	—	7.6	23.8
8EZB5-14-15-220	9/16	60 x 1-3/4 x 9/16	20, 40 O.C. (both sides)	20	100	—	—	—	—	—	7.6	23.8
8EZB5-14-15-120	9/16	60 x 1-3/4 x 9/16	20, 40 O.C. (one side only)	20	100	—	—	—	—	—	7.6	23.8
8EZB6-14-15-0	9/16	72x1-3/4x9/16	—	20	120	—	—	19%	69%	88%	4.8	18
8EZB8-14-15-0	9/16	96x1-3/4x9/16	—	20	160	—	—	19%	69%	88%	2.1	7.9
<b>Wall Angle</b>												
WA14-9	9/16	144 x 7/8 x 9/16	—	40	480	—	—	19%	69%	88%	—	—
WA14-14	7/8	144 x 7/8 x 7/8	—	40	480	—	—	19%	69%	88%	—	—
WA32-32	2	120 x 2 x 2	—	20	200	—	—	19%	69%	88%	—	—
WA32-32-12	2	144 x 2 x 2	—	20	240	—	—	19%	69%	88%	—	—
WA32-15	2	120 x 15/16 x 2	—	20	200	—	—	19%	69%	88%	—	—
WA32-15-12	2	144 x 15/16 x 2	—	20	240	—	—	19%	69%	88%	—	—
<b>Flexible Wall Angle*</b>												
FWA14-9	9/16	96 x 1-1/8 x 9/16	—	63	504	—	—	19%	69%	88%	—	—
FWA14-14	7/8	96 x 1-1/8 x 7/8	—	63	504	—	—	19%	69%	88%	—	—
<b>Shadow Molding</b>												
SM1000	—	120 x 15/16 x 3/8 x 3/8 x 9/16	—	40	400	—	—	19%	69%	88%	—	—
SM1020†	—	120 x 3/4 x 3/8 x 3/8 x 3/4	—	40	400	—	—	19%	69%	88%	—	—
SM1030	—	120 x 15/16 x 1/2 x 1/4 x 9/16	—	40	400	—	—	9%	44%	53%	—	—
SM1040	—	120 x 15/16 x 1/4 x 1/4 x 15/16	—	40	400	—	—	9%	44%	53%	—	—
SM1050	—	120 x 15/16 x 3/8 x 3/8 x 15/16	—	40	400	—	—	9%	44%	53%	—	—
SM1060	—	120 x 15/16 x 1/4 x 1/4 x 9/16	—	40	400	—	—	9%	44%	53%	—	—

\*Flexible Wall Angle is made of Rigid PVC

†SM1020 is not hemmed along 3/4" side

\*\*Maximum recycled content percentage. Recycled content varies by manufacturing location.

\*\*Allowable concentrated loads at midspan are determined in accordance with AC308 Section 3.2.

For each framing member, the allowable concentrated load must not be combined with the allowable uniform load. Use Standard 9/16" Wall Angle and Shadow Molding. Flex Wall Angle will fit a 5-1/2" radius or larger







# 9/16" EZ Stab Bolt Slot System – 1/8" Reveal

## Maximum Fixture Weight

ITEM NUMBER	CONFIGURATION		FIXTURE		HANGER SPACING		MAXIMUM WEIGHT	
	A	B	A	B	A	B	A	B
Main Runner to Main Runner – Drawing Key: Main Runner ( ) Cross tee (---) Hanger wire (+)								
8EZB4-14-15			24" x 48"	24" x 48"	48"	48"	56.00 lbs.	54.00 lbs.
8EZB4-14-17			24" x 48"	24" x 48"	48"	48"	56.00 lbs.	56.00 lbs.
8EZB4-14-15			24" x 48"	24" x 48"	48"	48"	56.00 lbs.	54.00 lbs.
8EZB4-14-17			24" x 48"	24" x 48"	48"	48"	56.00 lbs.	56.00 lbs.
8EZB4-14-15			24" x 24"	24" x 24"	48"	48"	34.50 lbs.	47.50 lbs.
8EZB4-14-17			24" x 24"	24" x 24"	48"	48"	46.00 lbs.	56.00 lbs.

Cross tees tested as follows: 8EZB4-14-15-0, -224, -124 tested at 13.0 lbs/LF to 1/360 of 4' span; 8EZB4-14-17-0, -224, -124 tested at 16.1 lbs/LF to 1/360 of 4' span.

## Accessories

Accessories		ITEM NUMBER	PRODUCT NAME	DIMENSIONS L" X W" X H" (MM)	COLOR	PIECES/ CARTON	LBS./ CARTON
SEISMIC		CTSPC-2	Seismic Perimeter Clip	3-1/16 x 2-1/4 x 1-1/16 (78 x 58 x 27)	Metal	100	9
		CTSTJ	Seismic Transition Joint Clip	3-1/2 x 3-1/2 x 1-3/16 (89 x 89 x 31)	Metal	100	10
		SLEEVE 1/8	1/8" Bolt Slot Seismic Sleeve	3 x 9/16 x 5/16 (76.2 x 14.3 x 7.9)	White	100	1
STANDARD		BSNC18	1/8" Bolt Slot Notch Cover – White notch cover for 1/8" EZ Stab Bolt Slot Systems	1-1/2 x 1/4 x 11/32 (38 x 6 x 9)	White	100	1
		HW12	Hanger Wire 12' (3660 mm) 12 Gage (2.05 mm)	144 x 12 gage x 12 gage (3658 x 12 gage x 12 gage)	Metal	141	50
		SFYK	SmartFit Yoke	8.55 x 1.25 x 9.56 (217 x 32 x 243)	Metal	20	9
		IC-9	9/16" Inside Corner	3 x 3 x 1/16 (76 x 76 x 1.52)	White	100	10
		OC-9	9/16" Outside Corner	3 x 3 x 1/16 (76 x 76 x 1.52)	White	100	10

**NOTE:** For additional accessories, refer to Acoustical and Drywall Suspension Systems Accessories listing.

# 9/16" EZ Stab Bolt Slot System – 1/8" Reveal

## Physical Data

**CROSS TEE/MAIN RUNNER MATERIAL**

Fully painted and hot dipped galvanized steel (G30)

**FACE DIMENSION**

9/16"

**CROSS TEE/MAIN RUNNER INTERFACE**

Mitered

**DUTY CLASSIFICATION**

Heavy duty and Intermediate duty per ASTM C635

**CROSS TEE/MAIN RUNNER**

**SURFACE FINISH**

Fully Painted

**PROFILE HEIGHT**

1-3/4"

**VOC EMISSIONS**

Independently certified compliant with California Department of Public Health CDPH/EHLB/Standard Method Version 1.2, 2017.

**END DETAIL**

Main Runner: Integral Stab  
Cross Tee: Staked-on Stab Clip

**SEISMIC CATEGORY**

A, B, C, D, E, F

**WARRANTY**

10-year Limited Suspension Systems warranty increases to 30 years when installed with CertainTeed ceiling panels. Full warranty information can be found at [certainteed.com/warranty](http://certainteed.com/warranty).

## Seismic Performance

**MAIN RUNNERS:**

All main runners

**MINIMUM LBS. TO PULLOUT**

**COMPRESSION/TENSION:**

180 lbs.

**CROSS TEES:**

All cross tees

## ICC Evaluation Service, Inc., Report Compliance


Suspension systems manufactured by CertainTeed ceilings have been reviewed and are approved by listing in ICC-ES Evaluation Report ESR-3336. CertainTeed suspension systems have been reviewed and are approved by listing in the City of Los Angeles Building Code ESR-3336 LABC Supplement. Evaluation Reports are subject to reexamination, revision and possible cancellation. Refer to [certainteed.com](http://certainteed.com) for current reports.



MAIN RUNNER



CROSS TEE



9/16" WALL ANGLE



7/8" WALL ANGLE



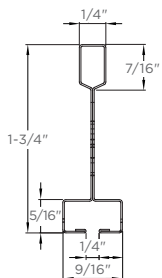
# 9/16" EZ Stab Elite Narrow System

The slim face width complements modern design and offers flexibility and added strength.

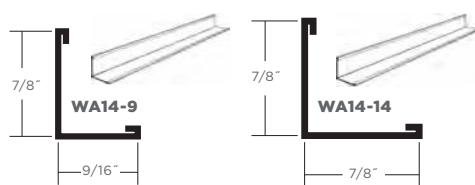
## Features & Benefits

- Increased frequency (3" O.C.) of patented Latitude Holes™ provides installation flexibility
- Narrow style 9/16" (15 mm) face integrates with narrow reveal edge panels
- EZ Stab clip technology allows for a fast and strong connection on cross tees with enhanced removability
- Centering tabs prevent gaps around the edge, enabling integration with trim edge panels
- Enhanced stitching increases stiffness, reducing bending or twisting
- Suitable for all seismic applications
- ICC certified (ESR-3336) and City of Los Angeles Building Code compliant via ESR-3336 LABC Supplement
- Grid features G30 hot-dipped galvanized steel web construction for corrosion resistance
- Intermediate- and heavy-duty load-bearing capabilities/classification
- Available in Standard White and Black. Additional color options are offered through our Post-Paint process.

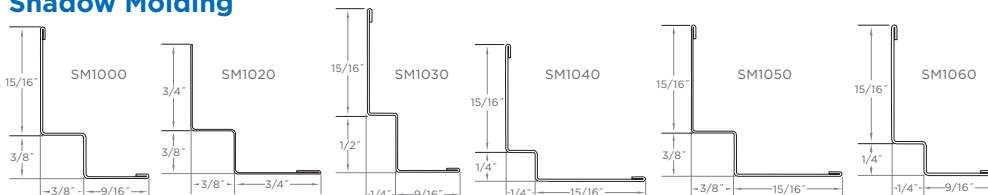
## Main Runner



## Wall Angle



## Shadow Molding



certainteed.com | 800.233.8990

## LEED® v4

### RECYCLED CONTENT

up to 60%

- ✓ MR: PBT Source Reduction (Healthcare)
- ✓ MR: Material Ingredients (HPDs)
- ✓ EQ: Low-Emitting Material
- ✓ MR: Sourcing Raw Materials
- ✓ MR: Environmental Product Declarations (EPDs)
- ✓ MR: Construction and Demolition Waste Management Planning

LEED® is a registered trademark of the U.S. Green Building Council.

## CERTIFICATIONS & PRODUCT DECLARATIONS



EPD AVAILABLE



HPD AVAILABLE

Declare<sup>SM</sup>

Living Building Challenge Red List Free®

**certainteed**  
SAINT-GOBAIN

# 9/16" EZ Stab Elite Narrow System

	GRID FACE (IN.)	DIMENSIONS (IN.)	SLOT SPACING (IN.)	PIECES/CARTON	FT./CARTON	SEISMIC DESIGN CATEGORY	STRUCTURAL CLASSIFICATION (ASTM C635)	RECYCLED CONTENT PRE*	RECYCLED CONTENT POST*	RECYCLED CONTENT TOTAL*	ALLOWABLE UNIFORM LOAD (PLF)	ALLOWABLE CONCENTRATED LOAD AT MIDSPAN (LBF)**
<b>Main Runners</b>												
EZES12-12-18	9/16	144 x 1-1/2 x 9/16	6 O.C.	20	240	A-C	ID	25%	35%	60%	13.15	32.88
EZES12-12-19	9/16	144 x 1-11/16 x 9/16	6 O.C.	20	240	A-F	HD	25%	34%	59%	17.97	44.93
<b>Cross Tee</b>												
EZES0.33-12-12	9/16	4 x 1-1/2 x 9/16	—	60	20	—	—	25%	34%	39%	—	—
EZES0.5-12-12	9/16	6 x 1-1/2 x 9/16	—	60	30	—	—	25%	34%	39%	—	—
EZES1-12-12	9/16	12 x 1-1/2 x 9/16	—	60	60	—	—	25%	34%	59%	210.53	131.58
EZES2-12-12	9/16	24 x 1-1/2 x 9/16	—	60	120	—	—	24%	36%	60%	27.97	34.96
EZES2-12-19	9/16	24 x 1-11/16 x 9/16	—	60	120	—	HD	25%	34%	59%	50.00	62.50
EZES2.5-12-12	9/16	30 x 1-1/2 x 9/16	—	60	150	—	—	24%	36%	60%	—	—
EZES4-12-12	9/16	48 x 1-1/2 x 9/16	12 O.C.	60	240	—	—	24%	36%	60%	8.44	21.09
EZES4-12-19	9/16	48 x 1-11/16 x 9/16	12 O.C.	60	240	—	HD	25%	34%	59%	17.97	44.93
EZES5-12-12	9/16	60 x 1-1/2 x 9/16	12 O.C.	20	100	—	—	24%	36%	60%	4.44	13.88
EZES5-12-12-5s	9/16	60 x 1-1/2 x 9/16	6, 20, 30, 40, 54	20	100	—	—	24%	36%	60%	—	—
EZES6-12-12	9/16	72 x 1-1/2 x 9/16	12 O.C.	20	120	—	—	24%	36%	60%	2.76	10.35
EZES8-12-12	9/16	96 x 1-1/2 x 9/16	12 O.C.	20	160	—	—	24%	36%	60%	1.00	5.00
<b>Wall Angle</b>												
WA14-9	9/16	144 x 7/8 x 9/16	—	40	480	—	—	19%	69%	88%	—	—
WA14-14	7/8	144 x 7/8 x 7/8	—	40	480	—	—	19%	69%	88%	—	—
WA14-14-10	7/8	120 x 7/8 x 7/8	—	40	400	—	—	19%	69%	88%	—	—
WA32-32	2	120 x 2 x 2	—	20	200	—	—	19%	69%	88%	—	—
WA32-32-12	2	144 x 2 x 2	—	20	240	—	—	19%	69%	88%	—	—
WA32-15	2	120 x 15/16 x 2	—	20	200	—	—	19%	69%	88%	—	—
WA32-15-12	2	144 x 15/16 x 2	—	20	240	—	—	19%	69%	88%	—	—
<b>Flexible Wall Angle*</b>												
FWA14-9	9/16	96 x 1-1/8 x 9/16	—	63	504	—	—	19%	69%	88%	—	—
FWA14-14	7/8	96 x 1-1/8 x 7/8	—	63	504	—	—	19%	69%	88%	—	—
*Flexible Wall Angle is made of Rigid PVC												
<b>Shadow Molding</b>												
SM1000	—	120 x 15/16 x 3/8 x 3/8 x 9/16	—	40	400	—	—	19%	69%	88%	—	—
SM1020†	—	120 x 3/4 x 3/8 x 3/8 x 3/4	—	40	400	—	—	19%	69%	88%	—	—
SM1030	—	120 x 15/16 x 1/2 x 1/4 x 9/16	—	40	400	—	—	9%	44%	53%	—	—
SM1040	—	120 x 15/16 x 1/4 x 1/4 x 15/16	—	40	400	—	—	9%	44%	53%	—	—
SM1050	—	120 x 15/16 x 3/8 x 3/8 x 15/16	—	40	400	—	—	9%	44%	53%	—	—
SM1060	—	120 x 15/16 x 1/4 x 1/4 x 9/16	—	40	400	—	—	9%	44%	53%	—	—

	GRID FACE (MM)	DIMENSIONS (MM)	SLOT SPACING (MM)	PIECES/CARTON	FT./CARTON	SEISMIC DESIGN CATEGORY	STRUCTURAL CLASSIFICATION (ASTM C635)	RECYCLED CONTENT PRE*	RECYCLED CONTENT POST*	RECYCLED CONTENT TOTAL*	ALLOWABLE UNIFORM LOAD (PLF)	ALLOWABLE CONCENTRATED LOAD AT MIDSPAN (LBF)**
<b>Main Runner Metric</b>												
EZES3600M-12-18	14	3600 x 38 x 14	150	20	72	—	ID	25%	35%	60%	13.15	32.88
<b>Cross Tee Metric</b>												
EZES1200M-12-12	14	1200 x 38 x 14	300	60	72	—	ID	25%	35%	60%	8.66	21.31
EZES600M-12-12	14	600 x 38 x 14	0	60	36	—	ID	25%	35%	60%	29.68	36.51

†SM1020 is not hemmed along 3/4" side

\*Maximum recycled content percentage. Recycled content varies by manufacturing location.

\*\*Allowable concentrated loads at midspan are determined in accordance with AC308 Section 3.2.

For each framing member, the allowable concentrated load must not be combined with the allowable uniform load.  
To specify Main Runners, Cross Tees, Wall Angles or Shadow Molding in black, order by item number followed by BLK.  
Example EZES12-12-18 BLK  
Flex Wall Angle will fit a 5-1/2" radius or larger

# 9/16" EZ Stab Elite Narrow System

## Maximum Fixture Weight

ITEM NUMBER	CONFIGURATION		FIXTURE		HANGER SPACING		MAXIMUM WEIGHT	
	A	B	A	B	A	B	A	B
Main Runner to Main Runner - Drawing Key: Main Runner ( ) Cross tee (---) Hanger wire (+)								
EZES4-12-12			24" x 48"	24" x 48"	48"	48"	41.00 lbs.	32.00 lbs.
EZES4-12-19			24" x 48"	24" x 48"	48"	48"	56.00 lbs.	56.00 lbs.
EZES4-12-12			24" x 48"	24" x 48"	48"	48"	41.00 lbs.	32.00 lbs.
EZES4-12-19			24" x 48"	24" x 48"	48"	48"	56.00 lbs.	56.00 lbs.
EZES4-12-12			24" x 24"	24" x 24"	48"	48"	26.00 lbs.	26.00 lbs.
EZES4-12-19			24" x 24"	24" x 24"	48"	48"	53.50 lbs.	56.00 lbs.

Cross tees tested as follows: EZES4-12-12 tested at 8.44 lbs/LF to 1/360 of 4' span; EZES4-12-19 tested at 17.97 lbs/LF to 1/360 of 4' span.

## Accessories

		ITEM NUMBER	PRODUCT NAME	DIMENSIONS L" X W" X H" (MM)	COLOR	PIECES/ CARTON	LBS./ CARTON
SEISMIC		SLEEVE916	9/16" Sleeve	4 x 9/16 x 1/64 (102 x 15 x 1)	White	100	1
		CTSPC-2	Seismic Perimeter Clip	3-1/16 x 2-1/4 x 1-1/16 (78 x 58 x 27)	Metal	100	9
		CTSTJ	Seismic Transition Joint Clip	3-1/2 x 3-1/2 x 1-3/16 (89 x 89 x 31)	Metal	100	10
STANDARD		AHD	Adjustable Hold Down Clip	1-1/8 x 1/2 x 1-11/16 (29 x 13 x 43)	Black	1000	16
		HW12	Hanger Wire 12' (3660 mm) 12 Gage (2.05 mm)	144 x 12 gage x 12 gage (3658 x 12 gage x 12 gage)	Metal	141	50
		EZSLOTTER	Slot Punch	11 x 3-1/4 x 1 (280 x 83 x 26)	Metal	1	2.5
		SFYK	SmartFit Yoke	8.55 x 1.25 x 9.56 (217 x 32 x 243)	Metal	20	9
		IC-9	9/16" Inside Corner	3 x 3 x 1/16 (76 x 76 x 1.52)	White	100	10
		OC-9	9/16" Outside Corner	3 x 3 x 1/16 (76 x 76 x 1.52)	White	100	10

**NOTE:** For additional accessories, refer to Acoustical and Drywall Suspension Systems Accessories listing.



# 9/16" EZ Stab Elite Narrow System

## Physical Data

**CROSS TEE/MAIN RUNNER MATERIAL**  
Hot dipped galvanized steel (G30)

**FACE DIMENSION**  
9/16"

**CROSS TEE/MAIN RUNNER INTERFACE**  
Stepped-end/Override

**DUTY CLASSIFICATION**  
Heavy duty and Intermediate duty  
per ASTM C635

**CROSS TEE/MAIN RUNNER  
SURFACE FINISH**  
Painted Steel Cap

**PROFILE HEIGHT**  
ID: 1-1/2"  
HD: 1-11/16"

**VOC EMISSIONS**  
Independently certified compliant with  
California Department of Public Health  
CDPH/EHLB/Standard Method  
Version 1.2, 2017.

**END DETAIL**  
Main Runner: Integral Stab  
Cross Tee: Staked-on Stab Clip

**SEISMIC CATEGORY**  
A, B, C, D, E, F

**WARRANTY**  
10-year Limited Suspension Systems  
warranty increases to 30 years when  
installed with CertainTeed ceiling panels.  
Full warranty information can be found  
at [certainteed.com/warranty](http://certainteed.com/warranty).

## Seismic Performance

**MAIN RUNNERS:**  
All main runners

**MINIMUM LBS. TO PULLOUT  
COMPRESSION/TENSION:**  
180 lbs.

**CROSS TEES:**  
All cross tees

## ICC Evaluation Service, Inc., Report Compliance

Suspension systems manufactured by CertainTeed ceilings have been reviewed and are approved by listing in ICC-ES Evaluation Report ESR-3336. CertainTeed suspension systems have been reviewed and are approved by listing in the City of Los Angeles Building Code ESR-3336 LABC Supplement. Evaluation Reports are subject to reexamination, revision and possible cancellation. Refer to [certainteed.com](http://certainteed.com) for current reports.

MAIN RUNNER

CROSS TEE

9/16" WALL ANGLE

7/8" WALL ANGLE

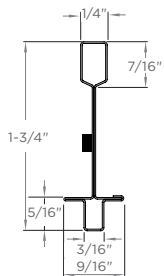
## 9/16" EZ Stab Tier Drop System

The EZ Stab Tier Drop System provides a unique 3-dimensional visual. The EZ Stab Tier Drop System features the EZ Stab clip and is stitched for increased strength and stability for easier installation.

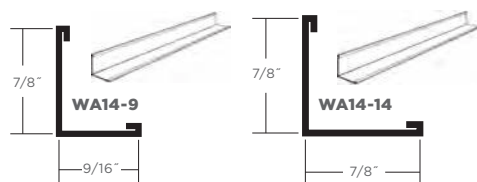
### Features & Benefits

- Narrow 9/16" face features a 3/16" wide center bulb to create a double 1/8" wide reveal and compatible with many Narrow Reveal Edge panels
- EZ Stab clip technology allows for a fast and strong connection on cross tees with enhanced removability
- Centering tab on web for use with Trim Edge ceiling panels
- Double-stitched web design for lasting durability and strength
- Unlimited intersections for flexible cross tee placement
- Grid features G30 hot-dipped galvanized steel construction that is fully painted for corrosion resistance
- Intermediate- and heavy-duty certified profiles available to satisfy all seismic applications
- ICC certified (ESR-3336) and City of Los Angeles Building Code compliant via ESR-3336 LABC Supplement
- Available in Standard White and Black. Additional color options are offered through our Post-Paint process.

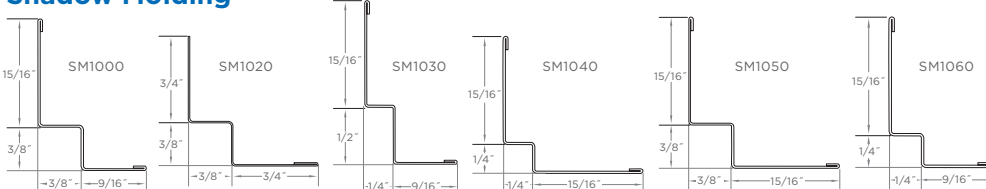
### Main Runner



### Wall Angle



### Shadow Molding



certainteed.com | 800.233.8990

## LEED® v4

### RECYCLED CONTENT

up to 86%

- ✓ MR: PBT Source Reduction (Healthcare)
- ✓ MR: Material Ingredients (HPDs)
- ✓ EQ: Low-Emitting Material
- ✓ MR: Sourcing Raw Materials
- ✓ MR: Environmental Product Declarations (EPDs)
- ✓ MR: Construction and Demolition Waste Management Planning

LEED® is a registered trademark of the U.S. Green Building Council.

## CERTIFICATIONS & PRODUCT DECLARATIONS



EPD AVAILABLE



HPD AVAILABLE

Declare<sup>SM</sup>

Living Building Challenge Red List Free®

**certainteed**  
SAINT-GOBAIN

# 9/16" EZ Stab Tier Drop System

	GRID FACE (IN.)	DIMENSIONS (IN.)	SLOT SPACING (IN.)	PIECES/ CARTON	FT./ CARTON	SEISMIC DESIGN CATEGORY	STRUCTURAL CLASSIFICATION (ASTM C635)	RECYCLED CONTENT PRE*	RECYCLED CONTENT POST*	RECYCLED CONTENT TOTAL*	ALLOWABLE UNIFORM LOAD (PLF)	ALLOWABLE CONCENTRATED LOAD AT MIDSPAN (LBF)**
<b>Main Runners</b>												
EZTD12-14-18	9/16	144 x 1-3/4 x 9/16	6 O.C.	20	240	A-F	HD	9%	77%	86%	16.5	41.2
EZTD12-14-15	9/16	144 x 1-3/4 x 9/16	6 O.C.	20	240	A-C	ID	9%	77%	86%	15	37.5
<b>Cross Tee</b>												
EZTD0.33-14-18	9/16	4 x 1-3/4 x 9/16	—	60	20	—	—	9%	77%	86%	—	—
EZTD0.5-14-18	9/16	6 x 1-3/4 x 9/16	—	60	30	—	—	9%	77%	86%	—	—
EZTD2-14-18	9/16	24 x 1-3/4 x 9/16	—	60	120	—	HD	9%	77%	86%	75.8	75.8
EZTD2-14-15	9/16	24 x 1-3/4 x 9/16	—	60	120	—	ID	9%	77%	86%	55.8	55.8
EZTD0.33-14-18	9/16	30 x 1-3/4 x 9/16	—	60	150	—	ID	9%	77%	86%	42	52.5
EZTD4-14-18	9/16	48 x 1-3/4 x 9/16	12 O.C.	60	240	—	HD	9%	77%	86%	16.5	41.2
EZTD4-14-15	9/16	48 x 1-3/4 x 9/16	12 O.C.	60	240	—	ID	9%	77%	86%	15	37.5
EZTD5-14-15	9/16	60 x 1-3/4 x 9/16	12 O.C.	20	100	—	ID	9%	77%	86%	7.8	24.4
EZTD5-14-15-3S	9/16	60 x 1-3/4 x 9/16	3 slots at 20, 30, 40 O.C.	20	100	—	ID	9%	77%	86%	7.8	24.4
EZTD6-14-15	9/16	72 x 1-3/4 x 9/16	12 O.C.	20	120	—	ID	9%	77%	86%	4.6	17.2
EZTD8-14-15	9/16	96 x 1-3/4 x 9/16	12 O.C.	20	160	—	ID	9%	77%	86%	2.0	10.0
<b>Wall Angle</b>												
WA14-9	9/16	144 x 7/8 x 9/16	—	40	480	—	—	19%	69%	88%	—	—
WA14-14	7/8	144 x 7/8 x 7/8	—	40	480	—	—	19%	69%	88%	—	—
WA14-14-10	7/8	120 x 7/8 x 7/8	—	40	400	—	—	19%	69%	88%	—	—
WA32-32	2	120 x 2 x 2	—	20	200	—	—	19%	44%	53%	—	—
WA32-32-12	2	144 x 2 x 2	—	20	240	—	—	19%	44%	53%	—	—
WA32-15	2	120 x 15/16 x 2	—	20	200	—	—	19%	44%	53%	—	—
WA32-15-12	2	144 x 15/16 x 2	—	20	240	—	—	19%	44%	53%	—	—
<b>Flexible Wall Angle*</b>												
FWA14-9	9/16	96 x 1-1/8 x 9/16	—	63	504	—	—	19%	69%	88%	—	—
FWA14-14	7/8	96 x 1-1/8 x 7/8	—	63	504	—	—	19%	69%	88%	—	—
<b>Shadow Molding</b>												
SM1000	—	120 x 15/16 x 3/8 x 3/8 x 9/16	—	40	400	—	—	19%	69%	88%	—	—
SM1020 <sup>†</sup>	—	120 x 3/4 x 3/8 x 3/8 x 3/4	—	40	400	—	—	19%	69%	88%	—	—
SM1030	—	120 x 15/16 x 1/2 x 1/4 x 9/16	—	40	400	—	—	9%	44%	53%	—	—
SM1040	—	120 x 15/16 x 1/4 x 1/4 x 15/16	—	40	400	—	—	9%	44%	53%	—	—
SM1050	—	120 x 15/16 x 3/8 x 3/8 x 15/16	—	40	400	—	—	9%	44%	53%	—	—
SM1060	—	120 x 15/16 x 1/4 x 1/4 x 9/16	—	40	400	—	—	9%	44%	53%	—	—

\*Flexible Wall Angle is made of Rigid PVC

<sup>†</sup> SM1020 is not hemmed along 3/4" side.

\*Maximum recycled content percentage. Recycled content varies by manufacturing location.

\*\*Allowable concentrated loads at midspan are determined in accordance with AC308 Section 3.2.

For each framing member, the allowable concentrated load must not be combined with the allowable uniform load.  
Use standard 9/16" Wall Angle and Shadow Molding



# 9/16" EZ Stab Tier Drop System

## Maximum Fixture Weight

ITEM NUMBER	CONFIGURATION		FIXTURE		HANGER SPACING		MAXIMUM WEIGHT	
	A	B	A	B	A	B	A	B
Main Runner to Main Runner - Drawing Key: Main Runner ( ) Cross tee (---) Hanger wire (+)								
EZTD4-14-15			24" x 48"	24" x 48"	48"	48"	56.00 lbs.	56.00 lbs.
EZTD4-14-18			24" x 48"	24" x 48"	48"	48"	56.00 lbs.	56.00 lbs.
EZTD4-14-15			24" x 48"	24" x 48"	48"	48"	56.00 lbs.	56.00 lbs.
EZTD4-14-18			24" x 48"	24" x 48"	48"	48"	56.00 lbs.	56.00 lbs.
EZTD4-14-15			24" x 24"	24" x 24"	48"	48"	43.00 lbs.	56.00 lbs.
EZTD4-14-18			24" x 24"	24" x 24"	48"	48"	48.50 lbs.	56.00 lbs.

Cross tees tested as follows: EZTD4-14-15 tested at 15.00 lbs/LF to 1/360 of 4' span; EZTD4-14-18 tested at 16.50 lbs/LF to 1/360 of 4' span.

## Accessories

		ITEM NUMBER	PRODUCT NAME	DIMENSIONS L" X W" X H" (MM)	COLOR	PIECES/ CARTON	LBS./ CARTON
SEISMIC		CTSPC-2	Seismic Perimeter Clip	3-1/16 x 2-1/4 x 1-1/16 (78 x 58 x 27)	Metal	100	9
		CTSTJ	Seismic Transition Joint Clip	3-1/2 x 3-1/2 x 1-3/16 (89 x 89 x 31)	Metal	100	10
		SLEEVE TD	Tier Drop Seismic Sleeve	3 x 9/16 x 3/8 (76.2 x 14.3 x 9.5)	Metal	100	10
STANDARD		AHD	Adjustable Hold Down Clip	1-1/8 x 1/2 x 1-11/16 (29 x 13 x 43)	Black	1000	16
		HW12	Hanger Wire 12' (3660 mm) 12 Gage (2.05 mm)	144 x 12 gage x 12 gage (3658 x 12 gage x 12 gage)	Metal	141	50
		SFYK	SmartFit Yoke	8.55 x 1.25 x 9.56 (217 x 32 x 243)	Metal	20	9
		IC-9	9/16" Inside Corner	3 x 3 x 1/16 (76 x 76 x 1.52)	White	100	10
		OC-9	9/16" Outside Corner	3 x 3 x 1/16 (76 x 76 x 1.52)	White	100	10

**NOTE:** For additional accessories, refer to Acoustical and Drywall Suspension Systems Accessories listing.

# 9/16" EZ Stab Tier Drop System

## Physical Data

### CROSS TEE/MAIN RUNNER MATERIAL

Fully painted and hot dipped galvanized steel (G30)

### FACE DIMENSION

9/16"

### CROSS TEE/MAIN RUNNER INTERFACE

Override

### DUTY CLASSIFICATION

Heavy duty and Intermediate duty per ASTM C635

### CROSS TEE/MAIN RUNNER

#### SURFACE FINISH

Fully Painted

### PROFILE HEIGHT

1-3/4"

### VOC EMISSIONS

Independently certified compliant with California Department of Public Health CDPH/EHLB/Standard Method Version 1.2, 2017.

### END DETAIL

Main Runner: Integral Stab  
Cross Tee: Staked-on Stab Clip

### SEISMIC CATEGORY

A, B, C, D, E, F

### WARRANTY

10-year Limited Suspension Systems warranty increases to 30 years when installed with CertainTeed ceiling panels. Full warranty information can be found at [certainteed.com/warranty](http://certainteed.com/warranty).

## Seismic Performance

### MAIN RUNNERS:

All main runners

### MINIMUM LBS. TO PULLOUT

#### COMPRESSION/TENSION:

180 lbs.

### CROSS TEES:

All cross tees

## ICC Evaluation Service, Inc., Report Compliance

Suspension systems manufactured by CertainTeed ceilings have been reviewed and are approved by listing in ICC-ES Evaluation Report ESR-3336. CertainTeed suspension systems have been reviewed and are approved by listing in the City of Los Angeles Building Code ESR-3336 LABC Supplement. Evaluation Reports are subject to reexamination, revision and possible cancellation. Refer to [certainteed.com](http://certainteed.com) for current reports.

**MAIN RUNNER  
(GASKETED)**



**CROSS TEE  
(GASKETED)**



**7/8" WALL ANGLE  
(GASKETED)**



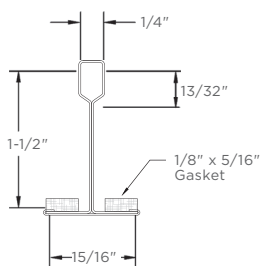
# 15/16" EZ Stab All-Aluminum Cleanroom System

The EZ Stab All-Aluminum Cleanroom System is ideal for non-ferrous applications, high-humidity environments, and provides a clean, particulate free, sealed ceiling system for controlled environment rooms.

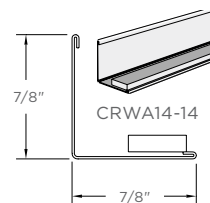
## Features & Benefits

- Increased frequency (3" O.C.) of patented Latitude Holes™ provides installation flexibility
- EZ Stab clip technology allows for a fast and strong connection on cross tees with enhanced removability
- Tested as a component in clean room design to Class 3 (as defined by ISO Standard 14644-1)
- Combine with CertainTeed's: Aquarock™, Envirogard™, Symphony® f, Symphony m, Symphony m Rx, Vinylrock™ or VinylShield™ to achieve product-specific clean room performance.
- Satisfies FGI Healthcare Guidelines for ceilings systems for panels weighing less than one pound per square foot in semi-restricted applications
- Rolled Aluminum profile offers superior protection from corrosive and/or high-humidity applications
- Non-ferrous construction enables use in MRI suites

## Main Runner



## Wall Angle



## LEED® v4

### RECYCLED CONTENT

up to 99%

- ✓ MR: PBT Source Reduction (Healthcare)
- ✓ MR: Material Ingredients (HPDs)
- ✓ EQ: Low-Emitting Material
- ✓ MR: Sourcing Raw Materials
- ✓ MR: Construction and Demolition Waste Management Planning

LEED® is a registered trademark of the U.S. Green Building Council.

## CERTIFICATIONS & PRODUCT DECLARATIONS



HPD AVAILABLE





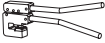
# 15/16" EZ Stab All-Aluminum Cleanroom System

	GRID FACE (IN.)	DESCRIPTION (IN.)	SLOT SPACING (IN.)	PIECES/ CARTON	FT./ CARTON	SEISMIC DESIGN CATEGORY	STRUCTURAL CLASSIFICATION (ASTM C635)	RECYCLED CONTENT PRE*	RECYCLED CONTENT POST*	RECYCLED CONTENT TOTAL*	ALLOWABLE UNIFORM LOAD (PLF)	ALLOWABLE CONCENTRATED LOAD AT MIDSPAN (LBF)**
Main Runners												
EZACR12-12-23	15/16	144 x 1-1/2 x 15/16	6 O.C.	20	240	—	LD	—	—	99%	6.86	18.9
Cross Tee												
EZACR2-12-23	15/16	24 x 1-1/2 x 15/16	—	60	120	—	—	—	—	99%	43.35	59.8
EZACR4-12-23	15/16	48 x 1-1/2 x 15/16	12 O.C.	60	240	—	—	—	—	99%	6.86	18.9
Wall Angle												
CRWA14-14	7/8	144 x 7/8 x 7/8	—	40	480	—	—	19%	69%	88%	—	—

\*Maximum recycled content percentage. Recycled content varies by manufacturing location.

\*\*Allowable concentrated loads at midspan are determined in accordance with AC308 Section 3.2. For each framing member, the allowable concentrated load must not be combined with the allowable uniform load.

## Accessories

STANDARD		ITEM NUMBER	PRODUCT NAME	DIMENSIONS L" X W" X H" (MM)	COLOR	PIECES/ CARTON	LBS./ CARTON
		PAHD	Plastic Adjustable Hold Down Clip	1-1/8 x 1/2 x 1-11/16 (29 x 13 x 43)	Black	50	1
		SSHW12	Hanger Wire 12' (3660 mm) 12 Gage (2.05 mm)	144 x 12 gage x 12 gage (3658 x 12 gage x 12 gage)	Metal	141	50
		EZSLOTTER	Slot Punch	11 x 3-1/4 x 1 (280 x 83 x 26)	Metal	1	2.5

## Physical Data

### MATERIAL

Rolled Aluminum

### FACE DIMENSION

15/16"

### CROSS TEE/MAIN RUNNER INTERFACE

Stepped-end/Override

### DUTY CLASSIFICATION

Light duty per ASTM C635

### SURFACE FINISH

Painted Aluminum Cap

### PROFILE HEIGHT

1-1/2"

### VOC EMISSIONS

Independently certified compliant with California Department of Public Health CDPH/EHLB/Standard Method Version 1.2, 2017.

### END DETAIL

Main Runner: Integral Stab  
Cross Tee: Staked-on Stab Clip

### WARRANTY

10-year Limited Suspension Systems warranty increases to 30 years when installed with CertainTeed ceiling panels. Full warranty information can be found at [certainteed.com/warranty](https://certainteed.com/warranty).

## Mechanical Performance

### MAIN RUNNER MINIMUM LBS. TO PULLOUT COMPRESSION/TENSION:

180 lbs.

\*Requires the use of a single aluminum rivet through the cross tee clip

### CROSS TEE MINIMUM LBS. TO PULLOUT COMPRESSION/TENSION:

180 lbs.

MAIN RUNNER



CROSS TEE



7/8" WALL ANGLE



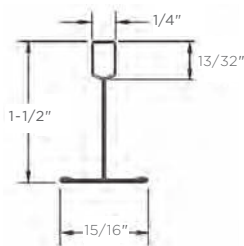
# 15/16" EZ Stab Classic All-Aluminum System

The EZ Stab Classic All-Aluminum System is ideal for non-ferrous applications and high-humidity environments.

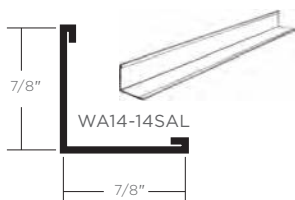
## Features & Benefits

- Increased frequency (3" O.C.) of patented Latitude Holes™ provides installation flexibility
- EZ Stab clip technology allows for a fast and strong connection on cross tees with enhanced removability
- Enhanced stitching increases stiffness, reducing bending or twisting
- Roll-formed Aluminum profile offers superior protection from corrosive and/or high-humidity applications
- Non-ferrous construction enables use in MRI suites

## Main Runner



## Wall Angle



## LEED® v4

### RECYCLED CONTENT

up to 99%

- ✓ MR: PBT Source Reduction (Healthcare)
- ✓ MR: Material Ingredients (HPDs)
- ✓ EQ: Low-Emitting Material
- ✓ MR: Sourcing Raw Materials
- ✓ MR: Construction and Demolition Waste Management Planning

LEED® is a registered trademark of the U.S. Green Building Council.

## CERTIFICATIONS & PRODUCT DECLARATIONS



HPD AVAILABLE

**Declare<sup>SM</sup>**  
Living Building Challenge Red List Free®

# 15/16" EZ Stab Classic All-Aluminum System

	GRID FACE (IN.)	DESCRIPTION (IN.)	SLOT SPACING (IN.)	PIECES/ CARTON	FT./ CARTON	SEISMIC DESIGN CATEGORY	STRUCTURAL CLASSIFICATION (ASTM C635)	RECYCLED CONTENT PRE*	RECYCLED CONTENT POST*	RECYCLED CONTENT TOTAL*	ALLOWABLE UNIFORM LOAD (PLF)	ALLOWABLE CONCENTRATED LOAD AT MIDSPAN (LBF)**
<b>Main Runners</b>												
EZAL12-12-23	15/16	144 x 1-1/2 x 15/16	6 O.C.	20	240	—	LD	—	—	99%	6.86	18.9
<b>Cross Tee</b>												
EZAL2-12-23	15/16	24 x 1-1/2 x 15/16	—	60	120	—	—	—	—	99%	43.35	59.8
EZAL4-12-23	15/16	48 x 1-1/2 x 15/16	12 O.C.	60	240	—	—	—	—	99%	6.86	18.9
<b>Wall Angle - Aluminum</b>												
WA14-14SAL	7/8	144 x 7/8 x 7/8	—	40	480	—	—	9%	44%	53%	—	—
<b>Flex Wall Angle</b>												
FWA14-14	7/8	96 x 1-1/18 x 7/8	—	63	540	—	—	—	—	—	—	—
FWA14-9	9/16	96 x 1-1/18 x 9/16	—	63	540	—	—	—	—	—	—	—

\*Maximum recycled content percentage. Recycled content varies by manufacturing location.

\*\*Allowable concentrated loads at midspan are determined in accordance with AC308 Section 3.2. For each framing member, the allowable concentrated load must not be combined with the allowable uniform load.

## Accessories

	ITEM NUMBER	PRODUCT NAME	DIMENSIONS L" X W" X H" (MM)	COLOR	PIECES/ CARTON	LBS./ CARTON
STANDARD	PAHD	Plastic Adjustable Hold Down Clip	1-1/8 x 1/2 x 1-11/16 (29 x 13 x 43)	Black	50	1
	SSHW12	Hanger Wire 12' (3660 mm) 12 Gage (2.05 mm)	144 x 12 gage x 12 gage (3658 x 12 gage x 12 gage)	Metal	141	50
	EZSLOTTER	Slot Punch	11 x 3-1/4 x 1 (280 x 83 x 26)	Metal	1	2.5

## Physical Data

### MATERIAL

Roll-formed Aluminum

### FACE DIMENSION

15/16"

### CROSS TEE/MAIN RUNNER INTERFACE

Stepped-end/Override

### DUTY CLASSIFICATION

Light duty per ASTM C635

### SURFACE FINISH

Painted Aluminum Cap

### PROFILE HEIGHT

1-1/2"

### VOC EMISSIONS

Independently certified compliant with California Department of Public Health CDPH/EHLB/Standard Method Version 1.2, 2017.

### END DETAIL

Main Runner: Integral Stab  
Cross Tee: Staked-on Stab Clip

### WARRANTY

10-year Limited Suspension Systems warranty increases to 30 years when installed with CertainTeed ceiling panels. Full warranty information can be found at [certainteed.com/warranty](http://certainteed.com/warranty).

## Mechanical Performance

### MAIN RUNNER MINIMUM LBS. TO PULLOUT COMPRESSION/TENSION:

180 lbs.

\*Requires the use of a single aluminum rivet through the cross tee clip

### CROSS TEE MINIMUM LBS. TO PULLOUT COMPRESSION/TENSION:

180 lbs.




MAIN RUNNER



CROSS TEE



7/8" WALL ANGLE



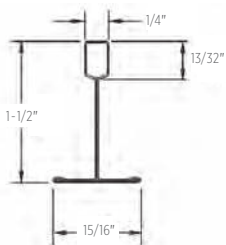
# 15/16" EZ Stab Classic Aluminum Capped System

The EZ Stab Classic Aluminum Capped System is for areas where moisture is a concern, such as commercial kitchens, laboratories and sanitary spaces.

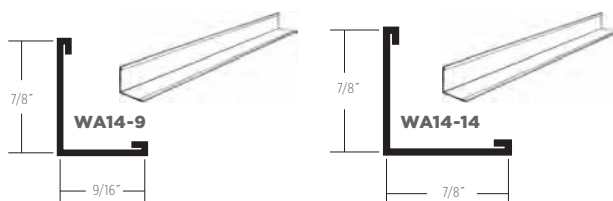
## Features & Benefits

- Increased frequency (3" O.C.) of patented Latitude Holes™ provides installation flexibility
- EZ Stab clip technology allows for a fast and strong connection on cross tees with enhanced removability
- Enhanced stitching increases stiffness, reducing bending or twisting
- Grid features G30 hot-dipped galvanized steel web construction for corrosion resistance
- Suitable for all seismic applications
- Satisfies USDA/FSIS guidelines for sanitary applications
- ICC certified (ESR-3336) and City of Los Angeles Building Code compliant via ESR-3336 LABC Supplement
- Available in Standard White and Black. Additional color options are offered through our Post-Paint process.

## Main Runner



## Wall Angle



## LEED® v4

### RECYCLED CONTENT

up to 58%

- ✓ MR: PBT Source Reduction (Healthcare)
- ✓ MR: Material Ingredients (HPDs)
- ✓ EQ: Low-Emitting Material
- ✓ MR: Sourcing Raw Materials
- ✓ MR: Environmental Product Declarations (EPDs)
- ✓ MR: Construction and Demolition Waste Management Planning

LEED® is a registered trademark of the U.S. Green Building Council.

## CERTIFICATIONS & PRODUCT DECLARATIONS



EPD AVAILABLE



HPD AVAILABLE

**Declare<sup>SM</sup>**  
Living Building Challenge Red List Free®

# 15/16" EZ Stab Classic Aluminum Capped System

	GRID FACE (IN.)	DESCRIPTION (IN.)	SLOT SPACING (IN.)	PIECES/CARTON	FT./CARTON	SEISMIC DESIGN CATEGORY	STRUCTURAL CLASSIFICATION (ASTM C635)	RECYCLED CONTENT PRE*	RECYCLED CONTENT POST*	RECYCLED CONTENT TOTAL*	ALLOWABLE UNIFORM LOAD (PLF)	ALLOWABLE CONCENTRATED LOAD AT MIDSPAN (LBF)**
<b>Main Runners</b>												
EZACS12-12-15	15/16	144 x 1-1/2 x 15/16	6 O.C.	20	240	A-C	ID	25%	32%	57%	12.05	30.13
EZACS12-12-20	15/16	144 x 1-1/2 x 15/16	6 O.C.	20	240	A-F	HD	25%	32%	57%	16.7	41.72
<b>Cross Tee</b>												
EZACS2-12-12	15/16	24 x 1-1/2 x 15/16	—	60	120	—	—	25%	33%	58%	36.14	45.18
EZACS4-12-12	15/16	48 x 1-1/2 x 15/16	12 O.C.	60	240	—	—	25%	33%	58%	8.98	22.44
<b>Wall Angle</b>												
WA14-14SAL (Aluminum)	7/8	144 x 7/8 x 7/8	—	40	480	—	—	9%	44%	53%	—	—
EZACS4-12-12	7/8	144 x 7/8 x 7/8	—	40	480	—	—	19%	69%	88%	—	—
<b>Flexible Wall Angle</b>												
FWA14-14	7/8	96 x 1-1/8 x 7/8	—	63	504	—	—	19%	69%	88%	—	—

\*Flexible Wall Angle is made of Rigid PVC

\*Maximum recycled content percentage. Recycled content varies by manufacturing location.

\*\*Allowable concentrated loads at midspan are determined in accordance with ACS308 Section 3.2. For each framing member, the allowable concentrated load must not be combined with the allowable uniform load.









To specify color other than white, order by item number followed by color code. Example: EZACS12-12-15 BLK. Color List: Black - BLK, Beige Breeze - BEB, Blondewood - BLW, Silver Lining - SIL, Wet Clay - WEC, White Wash - WIW. Flex Wall Angle will fit a 5-1/2" radius or larger.

## Maximum Fixture Weight

ITEM NUMBER	CONFIGURATION		FIXTURE		HANGER SPACING		MAXIMUM WEIGHT	
	A	B	A	B	A	B	A	B
<b>Main Runner to Main Runner</b> - Drawing Key: Main Runner (I) Cross tee (---) Hanger wire (+)								
EZACS4-12-12			24" x 48"	24" x 48"	48"	48"	56.00 lbs.	51.00 lbs.
EZACS4-12-12			24" x 48"	24" x 48"	48"	48"	44.50 lbs.	34.50 lbs.
EZACS4-12-12			24" x 24"	24" x 24"	48"	48"	21.50 lbs.	28.50 lbs.

Cross tee tested as follows: EZACS4-12-12 tested at 8.98 lbs/LF to 1/360 of 4' span.

## Accessories

		ITEM NUMBER	PRODUCT NAME	DIMENSIONS L" X W" X H" (MM)	COLOR	PIECES/ CARTON	LBS./ CARTON
SEISMIC		SLEEVE1516	15/16" Sleeve	4 x 15/16 x 1/64 (102 x 24 x 1)	White	100	1.25
		CTSPC-2	Seismic Perimeter Clip	3-1/16 x 2-1/4 x 1-1/16 (78 x 58 x 27)	Metal	100	9
		CTSTJ	Seismic Transition Joint Clip	3-1/2 x 3-1/2 x 1-3/16 (89 x 89 x 31)	Metal	100	10
STANDARD		AHD	Adjustable Hold Down Clip	1-1/8 x 1/2 x 1-11/16 (29 x 13 x 43)	Black	1000	16
		HW12	Hanger Wire 12' (3660 mm) 12 Gage (2.05 mm)	144 x 12 gage x 12 gage (3658 x 12 gage x 12 gage)	Metal	141	50
		DLC	Direct Load Clip	1-1/8 x 3-1/16 x 1/16 (29 x 78 x 2)	Metal	150	9
		EZSLOTTER	Slot Punch	11 x 3-1/4 x 1 (280 x 83 x 26)	Metal	1	2.5
		SFYK	SmartFit Yoke	8.55 x 1.25 x 9.56 (217 x 32 x 243)	Metal	20	9

**NOTE:** For additional accessories, refer to Acoustical and Drywall Suspension Systems Accessories listing.

# 15/16" EZ Stab Classic Aluminum Capped System

## Physical Data

<b>MATERIAL</b> Hot dipped galvanized steel (G30)	<b>CROSS TEE/MAIN RUNNER SURFACE FINISH</b> Painted Aluminum Cap	<b>END DETAIL</b> Main Runner: Integral Stab Cross Tee: Staked-on Stab Clip
<b>FACE DIMENSION</b> 15/16"	<b>PROFILE HEIGHT</b> 1-1/2"	<b>SEISMIC CATEGORY</b> A, B, C, D, E ,F
<b>CROSS TEE/MAIN RUNNER INTERFACE</b> Stepped-end/Override	<b>VOC EMISSIONS</b> Independently certified compliant with California Department of Public Health CDPH/EHLB/Standard Method Version 1.2, 2017.	<b>WARRANTY</b> 10-year Limited Suspension Systems warranty increases to 30 years when installed with CertainTeed ceiling panels. Full warranty information can be found at <a href="https://certainteed.com/warranty">certainteed.com/warranty</a> .
<b>DUTY CLASSIFICATION</b> Heavy duty and Intermediate duty per ASTM C635		

## Seismic Performance

<b>MAIN RUNNERS:</b> All main runners	<b>MINIMUM LBS. TO PULLOUT COMPRESSION/TENSION:</b> 180 lbs.	<b>CROSS TEES:</b> All cross tees
--	---	--------------------------------------

## ICC Evaluation Service, Inc., Report Compliance

Suspension systems manufactured by CertainTeed ceilings have been reviewed and are approved by listing in ICC-ES Evaluation Report ESR-3336. CertainTeed suspension systems have been reviewed and are approved by listing in the City of Los Angeles Building Code ESR-3336 LABC Supplement. Evaluation Reports are subject to reexamination, revision and possible cancellation. Refer to [certainteed.com](https://certainteed.com) for current reports.





15/16" Ez Stab Classic Aluminum Capped System | Main Runner



15/16" Ez Stab Classic Aluminum Capped System | Cross Tee

MAIN RUNNER



CROSS TEE



7/8" WALL ANGLE



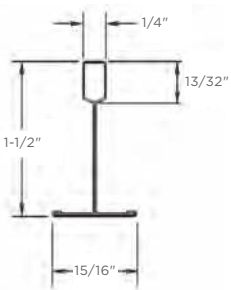
## 15/16" EZ Stab Classic Environmental System

The EZ Stab Classic Environmental System is ideal for areas where high humidity or extreme environments exist, such as parking garages and commercial kitchens.

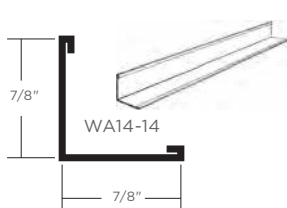
### Features & Benefits

- Increased frequency (3" O.C.) of patented Latitude Holes™ provides installation flexibility
- EZ Stab clip technology allows for a fast and strong connection on cross tees with enhanced removability
- Enhanced stitching increases stiffness, reducing bending or twisting
- Suitable for all seismic applications
- Grid features G60 and G90 hot-dipped galvanized steel web construction with aluminum capping for high-humidity and/or extreme environments
- ICC certified (ESR-3336) and City of Los Angeles Building Code compliant via ESR-3336 LABC Supplement
- Uses standard 7/8" aluminum wall angle
- Available in Standard White. Additional color options are offered through our Post-Paint process.

### Main Runner



### Wall Angle



## LEED® v4

### RECYCLED CONTENT

up to 55%

- ✓ MR: PBT Source Reduction (Healthcare)
- ✓ MR: Material Ingredients (HPDs)
- ✓ EQ: Low-Emitting Material
- ✓ MR: Sourcing Raw Materials
- ✓ MR: Environmental Product Declarations (EPDs)
- ✓ MR: Construction and Demolition Waste Management Planning

LEED® is a registered trademark of the U.S. Green Building Council.

### CERTIFICATIONS & PRODUCT DECLARATIONS



EPD AVAILABLE



HPD AVAILABLE

**Declare<sup>SM</sup>**  
Living Building Challenge Red List Free®

# 15/16" EZ Stab Classic Environmental System

G60 GALVANIZATION	GRID FACE (IN.)	DIMENSIONS (IN.)	SLOT SPACING (IN.)	PIECES/CARTON	FT./CARTON	SEISMIC DESIGN CATEGORY	STRUCTURAL CLASSIFICATION (ASTM C635)	RECYCLED CONTENT PRE*	RECYCLED CONTENT POST*	RECYCLED CONTENT TOTAL*	ALLOWABLE UNIFORM LOAD (PLF)	ALLOWABLE CONCENTRATED LOAD AT MIDSPAN (LBF)**
<b>Main Runners</b>												
EZEVS12-12-15-G60	15/16	144 x 1-1/2 x 15/16	6 O.C.	20	240	A-C	ID	25%	31%	56%	12.05	30.13
EZEVS12-12-20-G60	15/16	144 x 1-1/2 x 15/16	6 O.C.	20	240	A-F	HD	25%	31%	55%	16.7	41.72
<b>Cross Tee</b>												
EZEVS2-12-12-G60	15/16	24 x 1-1/2 x 15/16	—	60	120	—	—	24%	31%	55%	36.14	45.18
EZEVS4-12-12-G60	15/16	48 x 1-1/2 x 15/16	12 O.C.	60	240	—	—	24%	31%	55%	8.98	22.44
<b>Wall Angle</b>												
WA14-14SAL	7/8	144 x 7/8 x 7/8	—	40	480	—	—	9%	44%	53%	—	—

G90 GALVANIZATION	GRID FACE (IN.)	DIMENSIONS (IN.)	SLOT SPACING (IN.)	PIECES/CARTON	FT./CARTON	SEISMIC DESIGN CATEGORY	STRUCTURAL CLASSIFICATION (ASTM C635)	RECYCLED CONTENT PRE*	RECYCLED CONTENT POST*	RECYCLED CONTENT TOTAL*	ALLOWABLE UNIFORM LOAD (PLF)	ALLOWABLE CONCENTRATED LOAD AT MIDSPAN (LBF)**
<b>Main Runners</b>												
EZEVS12-12-15-G90	15/16	144 x 1-1/2 x 15/16	6 O.C.	20	240	A-C	ID	25%	31%	56%	12.05	30.13
EZEVS12-12-20-G90	15/16	144 x 1-1/2 x 15/16	6 O.C.	20	240	A-F	HD	25%	31%	55%	16.7	41.72
<b>Cross Tee</b>												
EZEVS2-12-12-G90	15/16	24 x 1-1/2 x 15/16	—	60	120	—	—	24%	31%	55%	36.14	45.18
EZEVS4-12-12-G90	15/16	48 x 1-1/2 x 15/16	12 O.C.	60	240	—	—	24%	31%	55%	8.98	22.44
<b>Wall Angle</b>												
WA14-14SAL	7/8	144 x 7/8 x 7/8	—	40	480	—	—	9%	44%	53%	—	—
<b>Flexible Wall Angle*</b>												
FWA14-14	7/8	96 x 1-1/8 x 7/8	—	63	504	—	—	19%	69%	88%	—	—

\*Flexible Wall Angle is made of Rigid PVC

\*Maximum recycled content percentage. Recycled content varies by manufacturing location.

\*\*Allowable concentrated loads at midspan are determined in accordance with AC308 Section 3.2. For each framing member, the allowable concentrated load must not be combined with the allowable uniform load.

## Maximum Fixture Weight






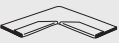


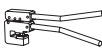

ITEM NUMBER	CONFIGURATION		FIXTURE		HANGER SPACING		MAXIMUM WEIGHT	
	A	B	A	B	A	B	A	B
<b>Main Runner to Main Runner - Drawing Key: Main Runner (I) Cross tee (---) Hanger wire (+)</b>								
EZEVS4-12-12			24" x 48"	24" x 48"	48"	48"	56.00 lbs.	51.00 lbs.
EZEVS4-12-20			24" x 48"	24" x 48"	48"	48"	56.00 lbs.	56.00 lbs.
EZEVS4-12-12			24" x 48"	24" x 48"	48"	48"	56.00 lbs.	51.00 lbs.
EZEVS4-12-20			24" x 48"	24" x 48"	48"	48"	56.00 lbs.	56.00 lbs.
EZEVS4-12-12			24" x 24"	24" x 24"	48"	48"	32.00 lbs.	43.00 lbs.
EZEVS4-12-20			24" x 24"	24" x 24"	48"	48"	48.50 lbs.	56.00 lbs.

Cross tees tested as follows: EZEVS4-12-12 tested at 8.98 lbs/LF to 1/360 of 4' span; EZEVS4-12-20 tested at 16.70 lbs/LF to 1/360 of 4' span.



# 15/16" EZ Stab Classic Environmental System

## Accessories

		ITEM NUMBER	PRODUCT NAME	DIMENSIONS L" X W" X H" (MM)	COLOR	PIECES/ CARTON	LBS./ CARTON
SEISMIC		SLEEVE1516	15/16" Sleeve	4 x 15/16 x 1/64 (102 x 24 x 1)	White	100	1.25
		CTSPC-2	Seismic Perimeter Clip	3-1/16 x 2-1/4 x 1-1/16 (78 x 58 x 27)	Metal	100	9
		CTSTJ	Seismic Transition Joint Clip	3-1/2 x 3-1/2 x 1-3/16 (89 x 89 x 31)	Metal	100	10
STANDARD		AHD	Adjustable Hold Down Clip	1-1/8 x 1/2 x 1-11/16 (29 x 13 x 43)	Black	1000	16
		OC-14	7/8" Outside Corner Cap	3 x 3 x 1/16 (76 x 76 x 1.52)	White	100	10
		IC-14	7/8" Inside Corner Cap	3 x 3 x 1/16 (76 x 76 x 1.52)	White	100	10
		HW12	Hanger Wire 12' (3660 mm) 12 Gauge (2.05 mm)	144 x 12 gage x 12 gage (3658 x 12 gage x 12 gage)	Metal	141	50
		DLC	Direct Load Clip	1-1/8 x 3-1/16 x 1/16 (29 x 78 x 2)	Metal	150	9
		EZSLOTTER	Slot Punch	11 x 3-1/4 x 1 (280 x 83 x 26)	Metal	1	2.5
		SFYK	SmartFit Yoke	8.55 x 1.25 x 9.56 (217 x 32 x 243)	Metal	20	9

**NOTE:** For additional accessories, refer to Acoustical and Drywall Suspension Systems Accessories listing.

## Physical Data

### MATERIAL

Hot dipped galvanized steel (G60 & G90)

### FACE DIMENSION

15/16"

### CROSS TEE/MAIN RUNNER INTERFACE

Stepped-end/Override

### DUTY CLASSIFICATION

Heavy duty and Intermediate duty  
per ASTM C635

### CROSS TEE/MAIN RUNNER

#### SURFACE FINISH

Painted Aluminum Cap

#### PROFILE HEIGHT

1-1/2"

#### VOC EMISSIONS

Independently certified compliant with  
California Department of Public Health  
CDPH/EHLB/Standard Method  
Version 1.2, 2017.

### END DETAIL

Main Runner: Integral Stab  
Cross Tee: Staked-on Stab Clip

### SEISMIC CATEGORY

A, B, C, D, E, F

### WARRANTY

10-year Limited Suspension Systems  
warranty increases to 30 years when  
installed with CertainTeed ceiling panels.  
Full warranty information can be found  
at [certainteed.com/warranty](https://certainteed.com/warranty).

## Seismic Performance

### MAIN RUNNERS:

All main runners

### MINIMUM LBS. TO PULLOUT

#### COMPRESSION/TENSION:

180 lbs.

### CROSS TEES:

All cross tees

## ICC Evaluation Service, Inc., Report Compliance

Suspension systems manufactured by CertainTeed ceilings have been reviewed and are approved by listing in ICC-ES Evaluation Report ESR-3336. CertainTeed suspension systems have been reviewed and are approved by listing in the City of Los Angeles Building Code ESR-3336 LABC Supplement. Evaluation Reports are subject to reexamination, revision and possible cancellation. Refer to [certainteed.com](https://certainteed.com) for current reports.



15/16" EZ Stab Classic Environmental System | Main Runner



15/16" EZ Stab Classic Environmental System | Cross Tee

MAIN RUNNER



CROSS TEE



9/16" WALL ANGLE



7/8" WALL ANGLE



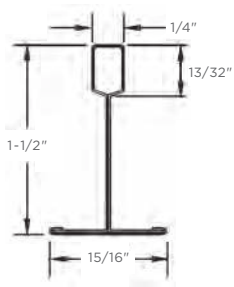
## 15/16" EZ Stab Classic System

The EZ Stab Classic System features the 15/16" (24 mm) face width widely used in interior designs today. Increased hanger hole frequency and EZ Stab clip technology enables quick and easy installation with optimal tightness among installed components.

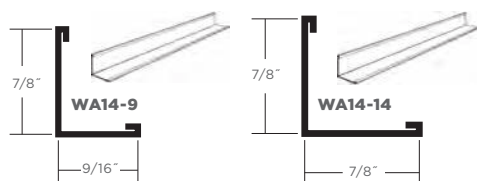
### Features & Benefits

- Increased frequency (3" O.C.) of patented Latitude Holes™ provides installation flexibility
- EZ Stab clip technology allows for a fast and strong connection on cross tees with enhanced removability
- Enhanced stitching increases stiffness, reducing bending or twisting
- Intermediate- and heavy-duty load-bearing capabilities
- Grid features G30 hot-dipped galvanized steel web construction for corrosion resistance
- ICC certified (ESR-3336) and City of Los Angeles Building Code compliant via ESR-3336 LABC Supplement
- Suitable for all seismic applications
- Available in Standard White and Black. Additional color options are offered through our Post-Paint process.

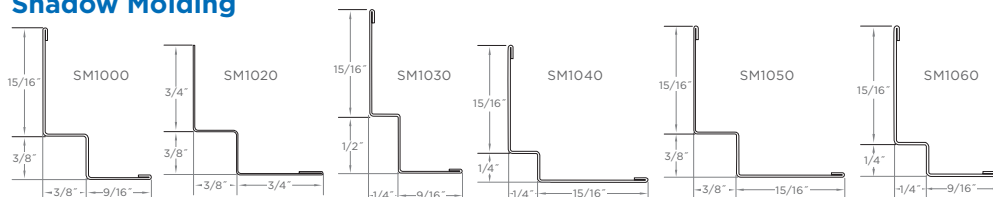
### Main Runner



### Wall Angle



### Shadow Molding



certainteed.com | 800.233.8990

## LEED® v4

### RECYCLED CONTENT

up to 88%

- ✓ MR: PBT Source Reduction (Healthcare)
- ✓ MR: Material Ingredients (HPDs)
- ✓ EQ: Low-Emitting Material
- ✓ MR: Sourcing Raw Materials
- ✓ MR: Environmental Product Declarations (EPDs)
- ✓ MR: Construction and Demolition Waste Management Planning

LEED® is a registered trademark of the U.S. Green Building Council.

### CERTIFICATIONS & PRODUCT DECLARATIONS



EPD AVAILABLE



HPD AVAILABLE

Declare<sup>SM</sup>

Living Building Challenge Red List Free®

**certainteed**  
SAINT-GOBAIN



# 15/16" EZ Stab Classic System

	GRID FACE (IN.)	DIMENSIONS (IN.)	SLOT SPACING (IN.)	PIECES/CARTON	FT./CARTON	SEISMIC DESIGN CATEGORY	STRUCTURAL CLASSIFICATION (ASTM C635)	RECYCLED CONTENT PRE*	RECYCLED CONTENT POST*	RECYCLED CONTENT TOTAL*	ALLOWABLE UNIFORM LOAD (PLF)	ALLOWABLE CONCENTRATED LOAD AT MIDSPAN (LBF)**
<b>Main Runners</b>												
EZCS12-12-15	15/16	144 x 1-1/2 x 15/16	6 O.C.	20	240	A-C	ID	19%	69%	88%	13.56	33.90
EZCS12-12-20	15/16	144 x 1-1/2 x 15/16	6 O.C.	20	240	A-F	HD	19%	69%	88%	16.58	41.45
EZCS11.67-12-15	15/16	140 x 1-1/2 x 15/16	10 O.C.	20	233	A-C	ID	19%	69%	88%	—	—
EZCS10-12-15	15/16	120 x 1-1/2 x 15/16	6 O.C.	20	200	A-C	ID	19%	69%	88%	—	—
EZCS10-12-15-12S	15/16	120 x 1-1/2 x 15/16	10 O.C.	20	200	A-C	ID	19%	69%	88%	—	—
<b>Cross Tee</b>												
EZCS0.33-12-12	15/16	4 x 1-1/2 x 15/16	—	60	20	—	—	19%	68%	87%	—	—
EZCS0.5-12-12	15/16	6 x 1-1/2 x 15/16	—	60	30	—	—	19%	68%	87%	—	—
EZCS1-12-12	15/16	12 x 1-1/2 x 15/16	—	60	60	—	—	19%	68%	87%	63.10	39.44
EZCS1.67-12-12	15/16	20 x 1-1/2 x 15/16	—	60	100	—	—	19%	68%	87%	69.44	72.33
EZCS2-12-12	15/16	24 x 1-1/2 x 15/16	—	60	120	—	—	19%	68%	87%	34.80	43.51
EZCS2-12-20	15/16	24 x 1-1/2 x 15/16	—	60	120	—	HD	19%	68%	87%	50.00	62.50
EZCS2.5-12-12	15/16	30 x 1-1/2 x 15/16	—	60	150	—	—	19%	68%	87%	22.89	35.77
EZCS4-12-12	15/16	48 x 1-1/2 x 15/16	12 O.C.	60	240	—	—	19%	68%	87%	9.67	24.16
EZCS4-12-20	15/16	48 x 1-1/2 x 15/16	12 O.C.	60	240	—	HD	19%	68%	87%	16.58	41.45
EZCS5-12-12	15/16	60 x 1-1/2 x 15/16	12 O.C.	20	100	—	—	19%	68%	87%	6.00	18.75
EZCS5-12-12-5S	15/16	60 x 1-1/2 x 15/16	6, 20, 30, 40, 54	20	100	—	—	19%	68%	87%	—	—
EZCS6-12-12	15/16	72 x 1-1/2 x 15/16	12 O.C.	20	120	—	—	19%	68%	87%	4.71	17.66
EZCS8-12-12	15/16	96 x 1-1/2 x 15/16	12 O.C.	20	160	—	—	19%	68%	87%	10.48	26.19
<b>Wall Angle</b>												
WA14-9	9/16	144 x 7/8 x 9/16	—	40	480	—	—	19%	69%	88%	—	—
WA14-14	7/8	144 x 7/8 x 7/8	—	40	480	—	—	19%	69%	88%	—	—
WA14-14-10	7/8	120 x 7/8 x 7/8	—	40	400	—	—	19%	69%	88%	—	—
WA32-32	2	120 x 2 x 2	—	20	200	—	—	19%	69%	88%	—	—
WA32-32-12	2	144 x 2 x 2	—	20	240	—	—	19%	69%	88%	—	—
WA32-15	2	120 x 15/16 x 2	—	20	200	—	—	19%	69%	88%	—	—
WA32-15-12	2	144 x 15/16 x 2	—	20	240	—	—	19%	69%	88%	—	—
<b>Flexible Wall Angle*</b>												
FWA14-9	9/16	96 x 1-1/8 x 9/16	—	63	504	—	—	19%	69%	88%	—	—
FWA14-14	7/8	96 x 1-1/8 x 7/8	—	63	504	—	—	19%	69%	88%	—	—
<b>Shadow Molding</b>												
SM1000	—	120 x 15/16 x 3/8 x 3/8 x 9/16	—	40	400	—	—	19%	69%	88%	—	—
SM1020†	—	120 x 3/4 x 3/8 x 3/8 x 3/4	—	40	400	—	—	19%	69%	88%	—	—
SM1030	—	120 x 15/16 x 1/2 x 1/4 x 9/16	—	40	400	—	—	9%	44%	53%	—	—
SM1040	—	120 x 15/16 x 1/4 x 1/4 x 15/16	—	40	400	—	—	9%	44%	53%	—	—
SM1050	—	120 x 15/16 x 3/8 x 3/8 x 15/16	—	40	400	—	—	9%	44%	53%	—	—
SM1060	—	120 x 15/16 x 1/4 x 1/4 x 9/16	—	40	400	—	—	9%	44%	53%	—	—

\*Flexible Wall Angle is made of Rigid PVC

	GRID FACE (MM)	DIMENSIONS (MM)	SLOT SPACING (MM)	PIECES/CARTON	FT./CARTON	SEISMIC DESIGN CATEGORY	STRUCTURAL CLASSIFICATION (ASTM C635)	RECYCLED CONTENT PRE*	RECYCLED CONTENT POST*	RECYCLED CONTENT TOTAL*	ALLOWABLE UNIFORM LOAD (PLF)	ALLOWABLE CONCENTRATED LOAD AT MIDSPAN (LBF)**
<b>Main Runner Metric</b>												
EZCS3000M-12-15	24	3000 x 38 x 24	250 O.C.	20	60	A-C	ID	19%	69%	88%	13.56	33.9
EZCS3600M-12-15	24	3600 x 38 x 24	150 O.C.	20	72	A-C	ID	19%	69%	88%	13.56	33.9
<b>Cross Tee Metric</b>												
EZCS500M-12-12	24	500 x 38 x 24	—	60	30	—	—	19%	68%	87%	69.44	71.21
EZCS600M-12-12	24	600 x 38 x 24	—	60	36	—	—	19%	68%	87%	35.31	43.44
EZCS750M-12-12	24	750 x 38 x 24	—	60	30	—	—	19%	68%	87%	23.58	36.27
EZCS1200M-12-12	24	1200 x 38 x 24	300 O.C.	60	36	—	—	19%	68%	87%	9.94	24.46
EZCS1500M-12-12	24	1500 x 38 x 24	500 O.C.	20	30	—	—	19%	68%	87%	6.21	19.1
EZCS1500M-12-12-5S	24	1500 x 38 x 24	150, 500, 750, 1000, 1350	20	30	—	—	19%	68%	87%	6.21	19.1

†SM1020 is not hemmed along 3/4" side

\*Maximum recycled content percentage. Recycled content varies by manufacturing location.

\*\*Allowable concentrated loads at midspan are determined in accordance with AC308 Section 3.2.

For each framing member, the allowable concentrated load must not be combined with the allowable uniform load.

To specify Main Runners, Cross Tees, Wall Angles or Shadow Molding in black, order by item number followed by BLK.

Example EZCS12-12-15 BLK

Flex Wall Angle will fit a 5-1/2" radius or larger

# 15/16" EZ Stab Classic System

## Maximum Fixture Weight

ITEM NUMBER	CONFIGURATION		FIXTURE		HANGER SPACING		MAXIMUM WEIGHT	
	A	B	A	B	A	B	A	B
Main Runner to Main Runner - Drawing Key: Main Runner ( ) Cross tee (---) Hanger wire (+)								
EZCS4-12-12			24" x 48"	24" x 48"	48"	48"	56.00 lbs.	51.00 lbs.
EZCS4-12-20			24" x 48"	24" x 48"	48"	48"	56.00 lbs.	56.00 lbs.
EZCS4-12-12			24" x 48"	24" x 48"	48"	48"	49.50 lbs.	38.00 lbs.
EZCS4-12-20			24" x 48"	24" x 48"	48"	48"	56.00 lbs.	56.00 lbs.
EZCS4-12-12			24" x 24"	24" x 24"	48"	48"	24.00 lbs.	31.50 lbs.
EZCS4-12-20			24" x 24"	24" x 24"	48"	48"	48.50 lbs.	56.00 lbs.

Cross tees tested as follows: EZCS4-12-12 tested at 9.67 lbs/LF to 1/360 of 4' span; EZCS4-12-20 tested at 16.58 lbs/LF to 1/360 of 4' span.

## Accessories

		ITEM NUMBER	PRODUCT NAME	DIMENSIONS L" X W" X H" (MM)	COLOR	PIECES/ CARTON	LBS./ CARTON
SEISMIC		SLEEVE1516	15/16" Sleeve	4 x 15/16 x 1/64 (102 x 24 x 1)	White	100	1.25
		CTSPC-2	Seismic Perimeter Clip	3-1/16 x 2-1/4 x 1-1/16 (78 x 58 x 27)	Metal	100	9
		CTSTJ	Seismic Transition Joint Clip	3-1/2 x 3-1/2 x 1-3/16 (89 x 89 x 31)	Metal	100	10
STANDARD		AHD	Adjustable Hold Down Clip	1-1/8 x 1/2 x 1-11/16 (29 x 13 x 43)	Black	1000	16
		OC-14	7/8" Outside Corner Cap	3 x 3 x 1/16 (76 x 76 x 1.52)	White	100	10
		IC-14	7/8" Inside Corner Cap	3 x 3 x 1/16 (76 x 76 x 1.52)	White	100	10
		HW12	Hanger Wire 12' (3660 mm) 12 Gage (2.05 mm)	144 x 12 gage x 12 gage (3658 x 12 gage x 12 gage)	Metal	141	50
		DLC	Direct Load Clip	1-1/8 x 3-1/16 x 1/16 (29 x 78 x 2)	Metal	150	9
		EZSLOTTER	Slot Punch	11 x 3-1/4 x 1 (280 x 83 x 26)	Metal	1	2.5
		SFYK	SmartFit Yoke	8.55 x 1.25 x 9.56 (217 x 32 x 243)	Metal	20	9

NOTE: For additional accessories, refer to Acoustical and Drywall Suspension Systems Accessories listing.

# 15/16" EZ Stab Classic System

## Physical Data

**CROSS TEE/MAIN RUNNER MATERIAL**  
Hot dipped galvanized steel (G30)

**FACE DIMENSION**  
15/16"

**CROSS TEE/MAIN RUNNER INTERFACE**  
Stepped-end/Override

**DUTY CLASSIFICATION**  
Heavy duty and Intermediate duty  
per ASTM C635

**CROSS TEE/MAIN RUNNER  
SURFACE FINISH**  
Painted Steel Cap

**PROFILE HEIGHT**  
1-1/2"

**VOC EMISSIONS**  
Independently certified compliant with  
California Department of Public Health  
CDPH/EHLB/Standard Method  
Version 1.2, 2017.

**END DETAIL**  
Main Runner: Integral Stab  
Cross Tee: Staked-on Stab Clip

**SEISMIC CATEGORY**  
A, B, C, D, E, F

**WARRANTY**  
10-year Limited Suspension Systems  
warranty increases to 30 years when  
installed with CertainTeed ceiling panels.  
Full warranty information can be found  
at [certainteed.com/warranty](https://certainteed.com/warranty).

## Seismic Performance

**MAIN RUNNERS:**  
All main runners

**MINIMUM LBS. TO PULLOUT  
COMPRESSION/TENSION:**  
180 lbs.

**CROSS TEES:**  
All cross tees

## ICC Evaluation Service, Inc., Report Compliance

Suspension systems manufactured by CertainTeed ceilings have been reviewed and are approved by listing in ICC-ES Evaluation Report ESR-3336. CertainTeed suspension systems have been reviewed and are approved by listing in the City of Los Angeles Building Code ESR-3336 LABC Supplement. Evaluation Reports are subject to reexamination, revision and possible cancellation. Refer to [certainteed.com](https://certainteed.com) for current reports.



**MAIN RUNNER  
(GASKETED)**



**CROSS TEE  
(GASKETED)**



**7/8" WALL ANGLE  
(GASKETED)**



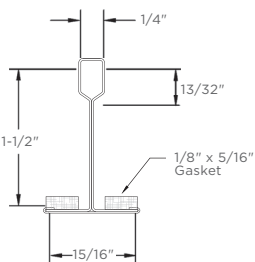
# 15/16" EZ Stab Cleanroom System

Provides a clean, particulate free, sealed ceiling system for controlled environment rooms.

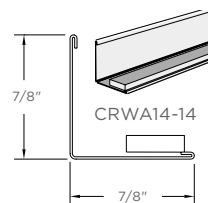
## Features & Benefits

- Increased frequency (3" O.C.) of patented Latitude Holes™ provides installation flexibility
- EZ Stab clip technology allows for a fast and strong connection on cross tees with enhanced removability
- Tested as a component in clean room design to Class 3 (as defined by ISO Standard 14644-1)
- Combine with CertainTeed's: Aquarock™, Envirogard™, Symphony® f, Symphony m, Symphony m Rx, Vinylrock™ or VinylShield™ to achieve product-specific clean room performance.
- Satisfies FGI Healthcare Guidelines for ceilings systems for panels weighing less than one pound per square foot in semi-restricted applications
- G60 hot-dipped galvanized body with closed-cell gasketed flanges and white aluminum capping (for superior corrosion resistance)
- ICC certified (ESR-3336) and City of Los Angeles Building Code compliant via ESR-3336 LABC Supplement

## Main Runner



## Wall Angle



## LEED® v4

### RECYCLED CONTENT

up to 56%

- ✓ MR: PBT Source Reduction (Healthcare)
- ✓ MR: Material Ingredients (HPDs)
- ✓ EQ: Low-Emitting Material
- ✓ MR: Sourcing Raw Materials
- ✓ MR: Environmental Product Declarations (EPDs)
- ✓ MR: Construction and Demolition Waste Management Planning

LEED® is a registered trademark of the U.S. Green Building Council.

## CERTIFICATIONS & PRODUCT DECLARATIONS



EPD AVAILABLE



HPD AVAILABLE

# 15/16" EZ Stab Cleanroom System

	GRID FACE (IN.)	DESCRIPTION (IN.)	SLOT SPACING (IN.)	PIECES/CARTON	FT./CARTON	SEISMIC DESIGN CATEGORY	STRUCTURAL CLASSIFICATION (ASTM C635)	RECYCLED CONTENT PRE*	RECYCLED CONTENT POST*	RECYCLED CONTENT TOTAL*	ALLOWABLE UNIFORM LOAD (PLF)	ALLOWABLE CONCENTRATED LOAD AT MIDSPAN (LBF)**
<b>Main Runners</b>												
EZCRS12-12-20	15/16	144 x 1-1/2 x 15/16	6 O.C.	20	240	A-F	HD	25%	31%	56%	16.6	41.47
<b>Cross Tee</b>												
EZCRS2-12-12	15/16	24 x 1-1/2 x 15/16	—	60	120	—	—	24%	31%	55%	45.6	57.01
EZCRS4-12-12	15/16	48 x 1-1/2 x 15/16	12 O.C.	60	240	—	—	24%	31%	55%	10.6	26.48
EZCRS4-12-20	15/16	48 x 1-1/2 x 15/16	12 O.C.	60	240	—	HD	25%	31%	56%	16.4	41
<b>Wall Angle</b>												
CRWA14-14	7/8	144 x 7/8 x 7/8	—	40	480	—	—	19%	69%	88%	—	—

\*Maximum recycled content percentage. Recycled content varies by manufacturing location.

\*\*Allowable concentrated loads at midspan are determined in accordance with AC308 Section 3.2. For each framing member, the allowable concentrated load must not be combined with the allowable uniform load.

## Maximum Fixture Weight

ITEM NUMBER	CONFIGURATION		FIXTURE		HANGER SPACING		MAXIMUM WEIGHT	
	A	B	A	B	A	B	A	B
<b>Main Runner to Main Runner - Drawing Key: Main Runner (I) Cross tee (---) Hanger wire (+)</b>								
EZCRS4-12-12			24" x 48"	24" x 48"	48"	48"	56.00 lbs.	43.00 lbs.
EZCRS4-12-20			24" x 48"	24" x 48"	48"	48"	56.00 lbs.	56.00 lbs.
EZCRS4-12-12			24" x 48"	24" x 48"	48"	48"	56.00 lbs.	43.00 lbs.
EZCRS4-12-20			24" x 48"	24" x 48"	48"	48"	56.00 lbs.	56.00 lbs.
EZCRS4-12-12			24" x 48"	24" x 24"	48"	48"	27.50 lbs.	36.00 lbs.
EZCRS4-12-20			24" x 48"	24" x 24"	48"	48"	48.00 lbs.	56.00 lbs.

Cross tees tested as follows: EZCRS4-12-12 tested at 10.60 lbs/LF to 1/360 of 4' span; EZCRS4-12-20 tested at 16.40 lbs/LF to 1/360 of 4' span.

## Accessories

		ITEM NUMBER	PRODUCT NAME	DIMENSIONS L" X W" X H" (MM)	COLOR	PIECES/CARTON	LBS./CARTON
SEISMIC		SLEEVE1516	15/16" Sleeve	4 x 15/16 x 1/64 (102 x 24 x 1)	White	100	1.25
		CTSPC-2	Seismic Perimeter Clip	3-1/16 x 2-1/4 x 1-1/16 (78 x 58 x 27)	Metal	100	9
		CTSTJ	Seismic Transition Joint Clip	3-1/2 x 3-1/2 x 1-3/16 (89 x 89 x 31)	Metal	100	10
STANDARD		AHD	Adjustable Hold Down Clip	1-1/8 x 1/2 x 1-11/16 (29 x 13 x 43)	Black	1000	16
		HW12	Hanger Wire 12' (3660 mm) 12 Gage (2.05 mm)	144 x 12 gage x 12 gage (3658 x 12 gage x 12 gage)	Metal	141	50
		DLC	Direct Load Clip	1-1/8 x 3-1/16 x 1/16 (29 x 78 x 2)	Metal	150	9
		EZSLOTTER	Slot Punch	11 x 3-1/4 x 1 (280 x 83 x 26)	Metal	1	2.5
		SFYK	SmartFit Yoke	8.55 x 1.25 x 9.56 (217 x 32 x 243)	Metal	20	9

**NOTE:** For additional accessories, refer to Acoustical and Drywall Suspension Systems Accessories listing.

# 15/16" EZ Stab Cleanroom System

## Physical Data

<b>MATERIAL</b> Hot dipped galvanized steel (G60)	<b>SURFACE FINISH</b> Painted Aluminum Cap	<b>END DETAIL</b> Main Runner: Integral Stab Cross Tee: Staked-on Stab Clip
<b>FACE DIMENSION</b> 15/16"	<b>PROFILE HEIGHT</b> 1-1/2"	<b>SEISMIC CATEGORY</b> A, B, C, D, E ,F
<b>CROSS TEE/MAIN RUNNER INTERFACE</b> Stepped-end/Override	<b>VOC EMISSIONS</b> Independently certified compliant with California Department of Public Health CDPH/EHLB/Standard Method Version 1.2, 2017.	<b>WARRANTY</b> 10-year Limited Suspension Systems warranty increases to 30 years when installed with CertainTeed ceiling panels. Full warranty information can be found at <a href="https://certainteed.com/warranty">certainteed.com/warranty</a> .
<b>DUTY CLASSIFICATION</b> Heavy duty and Intermediate duty per ASTM C635		


## Seismic Performance

<b>MAIN RUNNERS:</b> All main runners	<b>MINIMUM LBS. TO PULLOUT COMPRESSION/TENSION:</b> 180 lbs.	<b>CROSS TEES:</b> All cross tees
--	---	--------------------------------------


## ICC Evaluation Service, Inc., Report Compliance

Suspension systems manufactured by CertainTeed ceilings have been reviewed and are approved by listing in ICC-ES Evaluation Report ESR-3336. CertainTeed suspension systems have been reviewed and are approved by listing in the City of Los Angeles Building Code ESR-3336 LABC Supplement. Evaluation Reports are subject to reexamination, revision and possible cancellation. Refer to [certainteed.com](https://certainteed.com) for current reports.





15/16" EZ Stab Cleanroom System | Main Runner



15/16" EZ Stab Cleanroom System | Cross Tee

MAIN RUNNER



CROSS TEE



7/8" WALL ANGLE



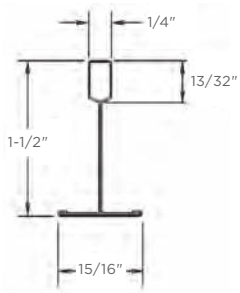
# 15/16" FireSecure™ Stab System

Code compliance with simple installation. Suited for certain UL/ULC fire-rated designs.

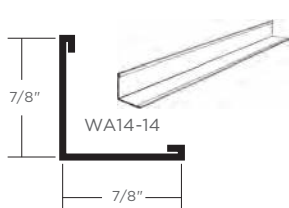
## Features & Benefits

- The FireSecure and Protectone® ceiling assembly offers fire-rated solutions for 2' x 2' and 2' x 4' modules
- Tested in accordance with ASTM E119 for certain time-rated, fire-resistive assemblies
- FireSecure and Protectone suspended ceiling designs have been tested and are listed at [UL.com](http://UL.com) and [certainteed.com/architectural](http://certainteed.com/architectural)
- Suitable for use in the following UL/ULC Fire Resistive Assemblies: D203, D205, G208, G218, G248, G255, I210, I211, L201, P204, P259, P260, P261, P264, P266, R224
- Suited for seismic categories A-C
- High recycled content
- Available in CertainTeed White

## Main Runner



## Wall Angle



## LEED® v4

### RECYCLED CONTENT

up to 88%

- ✓ MR: PBT Source Reduction (Healthcare)
- ✓ MR: Material Ingredients (HPDs)
- ✓ EQ: Low-Emitting Material
- ✓ MR: Sourcing Raw Materials
- ✓ MR: Environmental Product Declarations (EPDs)
- ✓ MR: Construction and Demolition Waste Management Planning

LEED® is a registered trademark of the U.S. Green Building Council.

## CERTIFICATIONS & PRODUCT DECLARATIONS



EPD AVAILABLE



HPD AVAILABLE

**Declare<sup>SM</sup>**  
Living Building Challenge Red List Free®

# 15/16" FireSecure™ Stab System

	GRID FACE (IN.)	DESCRIPTION (IN.)	SLOT SPACING (IN.)	PIECES/CARTON	FT./CARTON	SEISMIC DESIGN CATEGORY	STRUCTURAL CLASSIFICATION (ASTM C635)	RECYCLED CONTENT PRE*	RECYCLED CONTENT POST*	RECYCLED CONTENT TOTAL*	ALLOWABLE UNIFORM LOAD (PLF)	ALLOWABLE CONCENTRATED LOAD AT MIDSPAN (LBF)**
<b>Main Runners</b>												
FSS-12-12-15	15/16	144 x 1-1/2 x 15/16	6 O.C.	20	240	A-C	ID	19%	69%	88%	13.35	33.75
<b>Cross Tee</b>												
FSS-2-12-15	15/16	24 x 1-1/2 x 15/16	—	60	120	—	—	19%	69%	88%	44.0	55.01
FSS-4-12-15	15/16	48 x 1-1/2 x 15/16	12 O.C.	60	240	—	—	19%	69%	88%	10.28*	25.71
<b>Wall Angle</b>												
WA14-14	7/8	144 x 7/8 x 7/8	—	40	480	—	—	19%	69%	88%	—	—

\*Maximum recycled content percentage. Recycled content varies by manufacturing location.










\*\*Allowable concentrated loads at midspan are determined in accordance with AC308 Section 3.2. For each framing member, the allowable concentrated load must not be combined with the allowable uniform load.

## Maximum Fixture Weight

ITEM NUMBER	CONFIGURATION		FIXTURE		HANGER SPACING		MAXIMUM WEIGHT	
	A	B	A	B	A	B	A	B
<b>Main Runner to Main Runner - Drawing Key: Main Runner (I) Cross tee (---) Hanger wire (+)</b>								
FSS4-12-15			24" x 48"	24" x 48"	48"	48"	56.00 lbs.	51.00 lbs.
FSS4-12-15			24" x 48"	24" x 48"	48"	48"	54.00 lbs.	41.50 lbs.
FSS4-12-15			24" x 24"	24" x 24"	48"	48"	26.00 lbs.	34.50 lbs.

Cross tees tested as follows: FSS4-12-15 tested at 10.28 lbs/LF to 1/360 of 4' span.

## Accessories

		ITEM NUMBER	PRODUCT NAME	DIMENSIONS L" X W" X H" (MM)	COLOR	PIECES/ CARTON	LBS./ CARTON
SEISMIC		SLEEVE1516	15/16" Sleeve	4 x 15/16 x 1/64 (102 x 24 x 1)	White	100	1.25
		CTSPC-2	Seismic Perimeter Clip	3-1/16 x 2-1/4 x 1-1/16 (78 x 58 x 27)	Metal	100	9
		CTSTJ	Seismic Transition Joint Clip	3-1/2 x 3-1/2 x 1-3/16 (89 x 89 x 31)	Metal	100	10
STANDARD		AHD	Adjustable Hold Down Clip	1-1/8 x 1/2 x 1-11/16 (29 x 13 x 43)	Black	1000	16
		OC-14	7/8" Outside Corner Cap	3 x 3 x 1/16 (76 x 76 x 1.52)	White	100	10
		IC-14	7/8" Inside Corner Cap	3 x 3 x 1/16 (76 x 76 x 1.52)	White	100	10
		HW12	Hanger Wire 12' (3660 mm) 12 Gage (2.05 mm)	144 x 12 gage x 12 gage (3658 x 12 gage x 12 gage)	Metal	141	50
		DLC	Direct Load Clip	1-1/8 x 3-1/16 x 1/16 (29 x 78 x 2)	Metal	150	9
		SFYK	SmartFit Yoke	8.55 x 1.25 x 9.56 (217 x 32 x 243)	Metal	20	9

**NOTE:** For additional accessories, refer to Acoustical and Drywall Suspension Systems Accessories listing.



# 15/16" FireSecure™ Stab System

## Physical Data

<b>MATERIAL</b> Hot dipped galvanized steel (G30)	<b>SURFACE FINISH</b> Painted Steel Cap	<b>END DETAIL</b> Main Runner: Integral Stab Cross Tee: Integral Clip
<b>FACE DIMENSION</b> 15/16"	<b>PROFILE HEIGHT</b> 1-1/2"	<b>SEISMIC CATEGORY</b> A, B, C
<b>CROSS TEE/MAIN RUNNER INTERFACE</b> Stepped-end/Override	<b>VOC EMISSIONS</b> Independently certified compliant with California Department of Public Health CDPH/EHLB/Standard Method Version 1.2, 2017.	<b>WARRANTY</b> 10-year Limited Suspension Systems warranty increases to 30 years when installed with CertainTeed ceiling panels. Full warranty information can be found at <a href="https://certainteed.com/warranty">certainteed.com/warranty</a> .
<b>DUTY CLASSIFICATION</b> Intermediate duty per ASTM C635		

## Seismic Performance

<b>MAIN RUNNERS:</b> All main runners	<b>MINIMUM LBS. TO PULLOUT COMPRESSION/TENSION:</b> 60 lbs.	<b>CROSS TEES:</b> All cross tees
--	--	--------------------------------------

## ICC Evaluation Service, Inc., Report Compliance

Suspension systems manufactured by CertainTeed ceilings have been reviewed and are approved by listing in ICC-ES Evaluation Report ESR-3336. CertainTeed suspension systems have been reviewed and are approved by listing in the City of Los Angeles Building Code ESR-3336 LABC Supplement. Evaluation Reports are subject to reexamination, revision and possible cancellation. Refer to [certainteed.com](https://certainteed.com) for current reports.

# DRYWALL SUSPENSION SYSTEMS

## INSTALL DRYWALL CEILINGS IN LESS TIME

Install drywall ceilings with speed and ease using our heavy duty 1-1/2" system for full room installations and the innovative QuickSpan™ Locking Drywall Grid System for shorter spans.


The 1-1/2" Drywall Grid is a heavy-duty, double-web, T-bar profile suspension system used in place of traditional framing or furring. Its knurled and uncapped face allows for easy screw installation and prevents spin-off, and its sturdy construction offers increased load capacity.

The QuickSpan Locking Drywall Grid System offers a simple click-in design for quicker, easier installation. With innovations like a locking channel that simply clicks tees into place without screws or crimpers and a support clip that reduces the number of hanger wires needed, QuickSpan achieves longer, stronger unsupported spans than any other system in the industry. Your crew will cover more square footage with fewer installers in less time.

**For design, specification, or technical support, visit [certainteed.com/suspension-systems](https://certainteed.com/suspension-systems) or contact CertainTeed customer service at 1-800-233-8990.**



MAIN RUNNER



CROSS TEE



1-1/2" WALL ANGLE



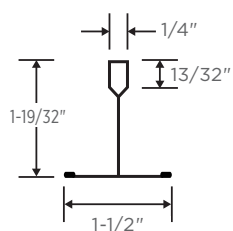
# 1-1/2" Drywall System

Double-stitched web for strength and stability, knurled face for easier screw installation, fast and painless installation.

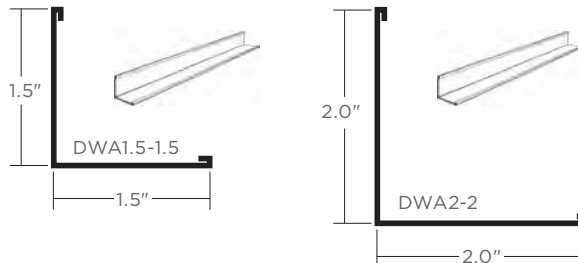
## Features & Benefits

- Knurled face for easier screw installation
- Expanded cross tee offering facilitates integration with Types F & G light fixtures
- Double stitched web for added strength
- Cross tees feature staked-on end tabs for optimal tightness and ease of installation
- Manufactured in accordance with ASTM C635 and in compliance with ASTM C645
- Classified Heavy Duty per ASTM C635
- Stepped-end design featured on cross tees
- Utilizes G40 hot-dipped galvanized construction for superior corrosion resistance
- G90 is available for extreme corrosion resistance and exterior applications
- Suitable for use in the following UL/ULC Fire Resistive Assemblies: D501, D502, D503, G041, G523, G524, G526, G527, G528, G529, G553, L502, L508, L513, L515, L525, L526, L529, P506, P508, P509, P510, P513, P514, P560
- Metric sizes available for integration with Gyptone® BIG™
- High recycled content

## Main Runner



## Wall Angle



## LEED® v4

RECYCLED CONTENT		
MAIN RUNNER	62-88%	
	PRE: 19-28%	POST: 34-69%
CROSS TEE	62-87%	
	PRE: 19-28%	POST: 34-68%
WALL ANGLE	88%	
	PRE: 19%	POST: 69%

- ✓ MR: PBT Source Reduction (Healthcare)
- ✓ MR: Material Ingredients (HPDs)
- ✓ EQ: Low-Emitting Material
- ✓ MR: Sourcing Raw Materials
- ✓ MR: Environmental Product Declarations (EPDs)
- ✓ MR: Construction and Demolition Waste Management Planning

LEED® is a registered trademark of the U.S. Green Building Council.

## CERTIFICATIONS & PRODUCT DECLARATIONS



EPD AVAILABLE



HPD AVAILABLE

**Declare<sup>SM</sup>**  
Living Building Challenge Red List Free®

Declare™ is a service mark of The International Living Future Institute.

**certainteed**  
SAINT-GOBAIN



# 1-1/2" Drywall System

G40 GALVANIZATION	DESCRIPTION	DIMENSIONS (IN.)	SLOT SPACING (IN.)	PIECES/ CARTON	FT./ CARTON	LBS./ CARTON	RECYCLED CONTENT PRE*	RECYCLED CONTENT POST*	RECYCLED CONTENT TOTAL*	ALLOWABLE UNIFORM LOAD (PLF)	ALLOWABLE CONCENTRATED LOAD AT MIDSPAN (LBF)**
Main Runners											
DWS12-13-20	HD FR Main Runner G40	144 x 1.6 x 1.5	54 slots 2-1/4" from each end, 8" o.c.	16	192	61	19%	69%	88%	17.72	4.3
Cross Tee											
DWS1.16-13-20	14" Cross Tee G40	14 x 1.6 x 1.5	—	48	56	20	19%	68%	87%	—	—
DWS2-13-20	24" Cross Tee G40	24 x 1.6 x 1.5	10, 12, 14	48	96	31	19%	68%	87%	76	95.03
DWS2.16-13-20	26" Cross Tee G40	26 x 1.6 x 1.5	12, 14	48	104	34	19%	68%	87%	67.9	91.98
DWS3-13-20	36" Cross Tee G40	36 x 1.6 x 1.5	—	48	144	47	19%	68%	87%	42.5 <sup>†</sup>	79.71
DWS4-13-20	48" Cross Tee G40	48 x 1.6 x 1.5	10, 12, 14, 22, 24, 26, 34, 36, 38	48	192	61	19%	68%	87%	18.32 <sup>†</sup>	45.8
DWS4.16-13-20	50" Cross Tee G40	50 x 1.6 x 1.5	10, 12, 14, 24, 26, 36, 38, 40	48	200	64	19%	68%	87%	21.75 <sup>†</sup>	56.6
DWS6-13-20	72" Cross Tee G40	72 x 1.6 x 1.5	22, 24, 26, 46, 48, 50	36	216	71	19%	68%	87%	5.89 <sup>†</sup>	22.09
Wall Angle											
DWS12-13-20	1.5" WA G40	144 x 1.5 x 1.5	—	20	240	59	19%	69%	88%	—	—
DWS4.16-13-20	2" WA G40	144 x 2 x 2	—	20	240	59	19%	69%	88%	—	—

G90 GALVANIZATION For extreme corrosion resistance	DESCRIPTION	DIMENSIONS (IN.)	SLOT SPACING (IN.)	PIECES/ CARTON	FT./ CARTON	LBS./ CARTON	RECYCLED CONTENT PRE*	RECYCLED CONTENT POST*	RECYCLED CONTENT TOTAL*	ALLOWABLE UNIFORM LOAD (PLF)	ALLOWABLE CONCENTRATED LOAD AT MIDSPAN (LBF)**
Main Runners											
DWS1.16-13-20 G90	HD FR Main Runner G90	144 x 1.6 x 1.5	54 slots 2-1/4" from each end, 8" o.c.	16	192	61	19%	69%	88%	17.72	4.3
Cross Tee											
DWS1.16-13-20 G90	14" Cross Tee G90	14 x 1.6 x 1.5	—	48	56	20	19%	68%	87%	—	—
DWS2-13-20 G90	24" Cross Tee G90	24 x 1.6 x 1.5	10, 12, 14	48	96	31	19%	68%	87%	76	95.03
DWS2.16-13-20 G90	26" Cross Tee G90	26 x 1.6 x 1.5	12, 14	48	104	34	19%	68%	87%	67.9	91.98
DWS3-13-20 G90	36" Cross Tee G90	36 x 1.6 x 1.5	—	48	144	47	19%	68%	87%	42.5 <sup>†</sup>	79.71
DWS4-13-20 G90	48" Cross Tee G90	48 x 1.6 x 1.5	10, 12, 14, 22, 24, 26, 34, 36, 38	48	192	61	19%	68%	87%	18.32 <sup>†</sup>	45.8
DWS4.16-13-20 G90	50" Cross Tee G90	50 x 1.6 x 1.5	10, 12, 14, 24, 26, 36, 38, 40	48	200	64	19%	68%	87%	21.75 <sup>†</sup>	56.6
DWS6-13-20 G90	72" Cross Tee G90	72 x 1.6 x 1.5	22, 24, 26, 46, 48, 50	36	216	71	19%	68%	87%	5.89 <sup>†</sup>	22.09
Wall Angle											
DWA1.5-1.5 G90	1.5" WA G90	144 x 1.5 x 1.5	—	20	240	59	19%	69%	88%	—	—
DWA2-2 G90	2" WA G90	144 x 2 x 2	—	20	240	59	27%	34%	61%	—	—

# 1-1/2" Drywall System

**METRIC SIZES**  
For integration with  
Gyptone Big Boards

DESCRIPTION	DIMENSIONS (IN.)	SLOT SPACING (IN.)	PIECES/ CARTON	FT./ CARTON	LBS./ CARTON	RECYCLED CONTENT PRE*	RECYCLED CONTENT POST*	RECYCLED CONTENT TOTAL*	ALLOWABLE UNIFORM LOAD (PLF)	ALLOWABLE CONCENTRATED LOAD AT MIDSPAN (LBF)**
<b>Main Runners Metric</b>										
DWS3600MM-13-20 G40	HD FR Main Runner	3600 x 41 x 38	150, starting 75mm from each end	16	57.6	61	28%	34%	62%	—
<b>Cross Tee Metric</b>										
DWS1500MM-13-20 G40	1500 mm Cross Tee	1500 x 41 x 38	150, 350, 250, 250, 350, 150	36	54	31	28%	34%	62%	—
DWS1200MM-13-20 G40	1200 mm Cross Tee	1200 x 41 x 38	300	48	57.6	34	28%	34%	62%	—
DWS750MM-13-20 G40	750 mm Cross Tee	750 x 41 x 38	—	48	36	47	28%	34%	62%	—
DWS900MM-13-20 G40	900 mm Cross Tee	900 x 41 x 38	—	48	43.2	61	28%	34%	62%	—
DWS600MM-13-20 G40	600 mm Cross Tee	600 x 41 x 38	—	48	28.8	64	28%	34%	62%	—
<b>Wall Angle</b>										
DWA1.5-1.5	38 mm Wall Angle	3658 x 38 x 38	—	20	73.2	59	19%	69%	88%	—
DWA2-2	51 mm Wall Angle	3658 x 51 x 51	—	20	73.2	59	19%	69%	88%	—

\*Maximum recycled content percentage. Recycled content varies by manufacturing location.

\*\*Allowable concentrated loads at midspan are determined in accordance with AC308 Section 3.2. For each framing member, the allowable concentrated load must not be combined with the allowable uniform load.

†Laterally braced at midspan.

## Accessories

1-1/2 DRYWALL SYSTEM	ITEM NUMBER	PRODUCT NAME	DIMENSIONS L x W x H IN. (MM)	COLOR	PIECES/ CARTON	LBS./ CARTON
	B30	30-degree Angle Bracket	6-1/2 x 1-15/16 x 1/16 (166 x 50 x 2)	Metal	250	16
	B45	45-degree Angle Bracket	6-1/2 x 2-1/2 x 1/16 (166 x 64 x 2)	Metal	250	19
	B60	60-degree Angle Bracket	6-1/2 x 3 x 1/16 (166 x 77 x 2)	Metal	250	19
	B90	90-degree Angle Bracket	5 x 4-1/16 x 1/16 (127 x 104 x 2)	Metal	250	19
	DWSC	Splice Clip	3-7/8 x 1-1/16 x 1/16 (99 x 27 x 2)	Metal	200	9
	2LC	2-Layer Drywall Clip	3-7/16 x 3/8 x 1/16 (88 x 10 x 2)	Metal	150	6
	DFC	Drywall Fastener Clip	3-3/16 x 5/8 x 1/16 (81 x 16 x 2)	Metal	150	4
	LBRC	L-Bracket	2-1/4 x 2-1/4 x 1/16 (58 x 58 x 2)	Metal	200	15
	DFB	Direct Fixing Bracket	4-1/2 x 1-1/2 x 1/16 (115 x 39 x 2)	Metal	75	12
	HW12	Hanger Wire 12' (3660 mm) 12 Gauge (2.05 mm)	144 x 12 gage x 12 gage (3658 x 12 gage x 12 gage)	Metal	141	50
	SLOTTER1	Slot Punch	11 x 3-1/4 x 1 (280 x 83 x 26)	Metal	1	2.5
	SFYK	SmartFit Yoke	18.55 x 1.25 x 9.56 (217 x 32 x 243)	Metal	20	9

**NOTE:** For additional accessories, refer to Acoustical and Drywall Suspension Systems Accessories listing.

# 1-1/2" Drywall System

## Physical Data

**MATERIAL**

Hot dipped galvanized steel (G40, G90)

**PROFILE HEIGHT**

1.6"

**CROSS TEE/MAIN RUNNER INTERFACE**

Stepped-end/Override

**VOC EMISSIONS**

Independently certified compliant with California Department of Public Health CDPH/EHLB/Standard Method Version 1.2, 2017.

**DUTY CLASSIFICATION**

Heavy duty per ASTM C635

**END DETAIL**

Main Runner: Integral Stab  
Cross Tee: Staked-on Stab clip

**WARRANTY**

10-year Limited Suspension Systems warranty increases to 30 years when installed with CertainTeed ceiling panels. Full warranty information can be found at [certainteed.com/warranty](https://www.certainteed.com/warranty).

## Seismic Performance

**MAIN RUNNERS:**

All main runners

**MINIMUM LBS. TO PULLOUT  
COMPRESSION/TENSION:**

180 lbs.

**CROSS TEES:**

All cross tees

## ICC Evaluation Service, Inc., Report Compliance

Suspension systems manufactured by CertainTeed ceilings have been reviewed and are approved by listing in ICC-ES Evaluation Report ESR-3336. CertainTeed suspension systems have been reviewed and are approved by listing in the City of Los Angeles Building Code ESR-3336 LABC Supplement. Evaluation Reports are subject to reexamination, revision and possible cancellation. Refer to [certainteed.com](https://www.certainteed.com) for current reports.



QUICKSPAN LOCKING CHANNEL AND TEE



QUICKSPAN LOCKING CHANNEL AND TEE



QUICKSPAN LOCKING CHANNEL AND TEE



QUICKSPAN SUPPORT CLIP



WALL ANGLE



WALL ANGLE



# Quickspan™ Locking Drywall Grid System

Engineered and designed to be the quickest and easiest way to span flat drywall ceilings in hallway and corridor applications.

## Features & Benefits

### Quickspan Tees

- Eliminates the need for hanger wires for unsupported spans up to 9' with 5/8" drywall and 16" O.C. spacing
- Knurled face for easier screw installation
- Web is double stitched for added strength
- Heavy-duty material for maximum rigidity and screw grip
- G40 galvanization and 0.020" metal thickness

### Quickspan Support Clip

- Snap and fasten to carrying tee for support of spans up to 16'
- Allows for wire spacing up to 6'6"

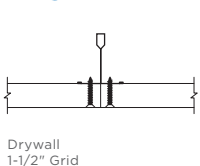
### Quickspan Locking Channel

- Pre-engineered locking tabs punched 8" O.C.
- Tees quickly twist into place for fast installation
- Locking tab prevents lateral and upward movement
- No need for screws, pop rivets, or crimpers
- Carpenters' marks at locking tabs for quick alignment

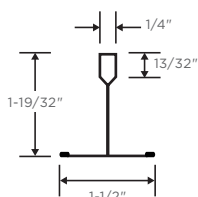
### All Quickspan Elements

- 10-year limited warranty
- Tested performance data available in ICC-ES ESR-3941
- VOC compliant to CDPH v1.2, 2017

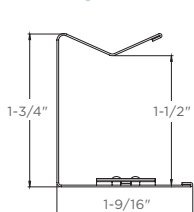
## Edge Details



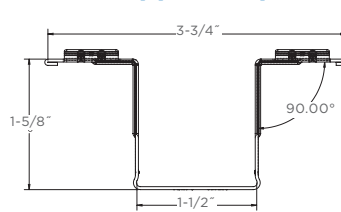
## Tees



## Locking Channel



## Support Clip



## LEED® v4

RECYCLED CONTENT		
SPANNING TEES	87%	
	PRE: 19%	POST: 68%
LOCKING CHANNEL & SUPPORT CLIP	87%	
	PRE: 19%	POST: 68%
WALL ANGLE	88%	
	PRE: 19%	POST: 69%

- ✓ MR: PBT Source Reduction (Healthcare)
- ✓ MR: Material Ingredients (HPDs)
- ✓ EQ: Low-Emitting Material
- ✓ MR: Sourcing Raw Materials
- ✓ MR: Environmental Product Declaration (EPDs)
- ✓ MR: Construction and Demolition Waste Management Planning

LEED® is a registered trademark of the U.S. Green Building Council.

## CERTIFICATIONS & PRODUCT DECLARATIONS



EPD AVAILABLE



HPD AVAILABLE

**Declare™**  
Living Building Challenge Red List Free®  
Declare™ is a service mark of The International Living Future Institute.

**certainteed**  
SAINT-GOBAIN

# Quickspan™ Locking Drywall Grid System

Quickspan™ Locking Drywall Grid System	DESCRIPTION	DIMENSIONS L x H x W (IN.)	HANGER/LOCK SPACING (IN.)	PIECES/ BUNDLE	LIN. FT./ BUNDLE	LBS./ BUNDLE	RECYCLED CONTENT TOTAL
Spanning Tees							
QST6-13-20	6' QuickSpan Tee G40	72 x 1-9/16 x 1-1/2	4" O.C.	12	72	25	87%
QST8-13-20	8' QuickSpan Tee G40	96 x 1-9/16 x 1-1/2	4" O.C.	12	96	34	87%
QST10-13-20	10' QuickSpan Tee G40	120 x 1-9/16 x 1-1/2	4" O.C.	12	120	42	87%
QST12-13-20	12' QuickSpan Tee G40	144 x 1-9/16 x 1-1/2	4" O.C.	12	144	50	87%
QST14-13-20	14' QuickSpan Tee G40	168 x 1-9/16 x 1-1/2	4" O.C.	12	168	59	87%
QST16-13-20	16' QuickSpan Tee G40	192 x 1-9/16 x 1-1/2	4" O.C.	12	192	67	87%
CUSTOM	Custom Length (Max = 6')	TBD x 1-9/16 x 1-1/2	4" O.C.	—	—	—	87%
Wall Angle							
DWA1.5-1.5	1-1/2" Knurled Wall Angle G40	144 x 1-1/2 x 1-1/2	—	20	240	45	88%
DWA2-2	2" Knurled Wall Angle G40	144 x 2 x 2	—	20	240	59	88%
Locking Channel							
QSLC12-14-20	12' QuickSpan Locking Channel G40	144 x 1-3/4 x 1-9/16	8" O.C.	12	144	40	87%
Support Clip							
QSSC1	QuickSpan Support Clip	3.83 x 1.61 x 2	n/a	100	n/a	n/a	87%

QuickSpan tees and locking channel must be used together.

G-90 galvanization is available for extreme corrosion resistance and exterior applications.

## Load Test Data

Clear Span L/240 No Hangers (Lbs/Ft)																	
SPAN LENGTH	4' (48")	4' 6" (54")	5' (60")	5' 6" (66")	6' (72")	6' 6" (78")	7' (84")	7' 6" (90")	8' (96")	8' 6" (102")	9' (108")	9' 6" (114")	10' (120")	10' 6" (126")	11' (132")	12' (144")	14' (168")
LOAD (LBS/SQ. FT.)	33.86	24.02	17.51	13.16	10.13	7.97	6.38	5.19	4.28	3.60	3.31	2.81	2.41	2.08	1.81	1.51	1.03

## Span Load Test Data (Without Support Clip)

SPANNING TEE SPACING (LBS/SQ. FT.)	SPAN LENGTH														
	4' (48")	4' 6" (54")	5' (60")	5' 6" (66")	6' (72")	6' 6" (78")	7' (84")	7' 6" (90")	8' (96")	9' (108")	10' (120")	11' 3" (135")	12' (144")	14' (168")	
8" O.C.	50.5	35.85	26.2	19.64	15.2	11.9	9.6	7.75	6.4	5.0	3.6	2.6	2.25	1.54	
16" O.C.	25.5	18.06	13.2	9.89	7.6	5.99	4.8	3.9	3.2	2.5	1.81	1.31	1.14	0.77	
24" O.C.	16.9	12.01	8.8	6.58	5.1	3.99	3.2	2.6	2.14	1.66	1.21	0.87	0.76	0.52	

Note: 2-ply 5/8" drywall weighs approx. 5.0 lbs/sq. ft.

5/8" drywall weighs approx. 2.5 lbs/sq. ft.

1/2" drywall weighs approx. 2.0 lbs/sq. ft.

1/2" Easi-Lite weighs approx. 1.4 lbs/sq. ft.

MAX DESIGN SPAN FOR 5 LBS/SQ. FT. (DOUBLE 5/8" BOARD)		MAX DESIGN SPAN FOR 2.5 LBS/SQ. FT. (5/8" BOARD)		MAX DESIGN SPAN FOR 2.0 LBS/SQ. FT. (1/2" BOARD)		MAX DESIGN SPAN FOR 1.4 LBS/SQ. FT. (LIGHTWEIGHT 1/2" BOARD*)	
8" O.C.	107.7" (8' 11")	8" O.C.	135.6" (11' 3")	8" O.C.	152.3" (12' 8")	8" O.C.	168" (14')
16" O.C.	82.8" (6' 10")	16" O.C.	107.7" (8' 11")	16" O.C.	116" (9' 7")	16" O.C.	130.6" (10' 5")
24" O.C.	72.3" (6')	24" O.C.	91.1" (7' 7")	24" O.C.	98.2" (8' 2")	24" O.C.	114.1" (9' 5")

CertainTeed Easi-Lite™ Drywall boards weigh between 1.2 and 1.4 lbs/sq. ft.




# Quickspan™ Locking Drywall Grid System

## Hanger Wire Spacing (in.) For Quickspan Tee Perpendicular Support With Support Clip At Center

GYPSUM BOARD WEIGHT	FULL SPAN IN ft. (UNSUPPORTED SPAN IN ft.)*									
	7' (3.5')	8' (4')	9' (4.5')	10' (5')	11' (5.5')	12' (6')	13' (6.5')	14' (7')	15' (7.5')	16' (8')
	HANGER SPACING (IN.)									
5 LBS/SQ. FT.	60.0	57.4	55.2	53.3	51.6	50.1	48.8	47.6	46.5	45.5
2.5 LBS/SQ. FT.	75.6	72.3	69.5	67.1	65.0	63.2	61.5	60.0	58.6	57.4
2 LBS/SQ. FT.	78.0	78.0	74.9	72.3	70.0	68.0	66.2	64.6	63.2	61.8
1.4 LBS/SQ. FT.	78.0	78.0	78.0	78.0	78.0	76.6	74.6	72.8	71.1	69.6

\*Unsupported span is equal to the distance measured between locking channels and the perpendicular QuickSpan support tee.

## Accessories

QUICKSPAN™ ACCESSORIES	PRODUCT NAME	DIMENSIONS L X H X W IN. (MM)	PIECES/ CARTON	USE
	QSSC1 QuickSpan Support Clip	3.83 x 1.61 x 2 (97.28 x 40.89 x 50.8)	100	Used to support wider spanning tee spacing and enables longer spans with fewer hanger wires. Fastened with two minimum #7 screws (not provided).
	DFB Direct Fixing Bracket	4-1/2 x 1-1/2 x 1/16 (115 x 39 x 2)	75	Used to attach tees to the structure in shallow plenum applications
	LBRC L-Bracket	2-1/4 x 2-1/4 x 1/16 (58 x 58 x 2)	200	Used to screw-attach cut cross tees together

**NOTE:** For additional accessories, refer to Acoustical and Drywall Suspension Systems Accessories listing.

- 1. Spanning tee load test data shows uniform load in lbs./sq. ft. based on clear span tests in accordance with ASTM deflection limit on L/240.
- 2. Carrying tees require inverted 16" tee splice fastened with four #7 screws on each side of the joint.
- 3. Installation per ASTM C636
- 4. Installation per ASTM C754

### CODE COMPLIANCE


The information presented is correct to the best of our knowledge at the date of issuance. Because codes continue to evolve, check with local officials prior to designing and installing a ceiling system. Other restrictions and exemptions may apply.  
Tested performance data available in ICC-ES ESR-3941

### INSTALLATION

Must be installed in compliance with ASTM C636, ASTM E580, CISCA and stand industry practices, within all applicable code requirements.  
Alternative assemblies and installation methods may be utilized when approved by the Authority Having Jurisdiction. CertainTeed Ceilings recommends checking with the Authority Having Jurisdiction prior to designing and installing a suspended ceiling system.



QuickSpan™ Locking Drywall Grid System



QuickSpan™ Locking Drywall Grid System



QuickSpan™ Locking Drywall Grid System







# WALL ANGLE & TERMINUS


## ACCESSORIES FOR A CLEAN FINISH

Finish off any ceiling installation quickly with acoustical suspension system accessories that fully integrate with standard ceiling systems.

Create seamless transitions in wall-to-wall installations where ceilings meet walls with the CertainTeed line of wall angle products. Standard wall angles integrate with popular interior designs, while shadow moldings produce a reveal-edge look at perimeters.

The Terminus family features extruded aluminum accessories for practical, easy-to-install final touches. Perimeter Trim can be used to create a clean finish for suspended ceiling elements with exposed edges, such as clouds, peninsulas or transitions to drywall. Transitions enable ceiling transitions without the need for traditional labor-intensive bulkheads. And Glazing Channels provide solutions for same-level transitions over a glass pane with acoustical, semiconcealed, and drywall ceilings.

**For design, specification, or technical support, visit [certainteed.com/products/ceiling-wall-systems](https://www.certainteed.com/products/ceiling-wall-systems) or contact CertainTeed customer service at 1-800-233-8990.**



Terminus Trim





# Terminus Drywall Perimeter Trim

Terminus Drywall Perimeter Trim	DESCRIPTION	COLOR	LENGTH (IN)	TRANSITION HEIGHT (IN)	FACE (IN)	RECYCLED CONTENT PRE*	RECYCLED CONTENT POST*	RECYCLED CONTENT TOTAL*
Drywall Straight								
TTDW-2 WHT	2" Drywall Terminus Cloud Perimeter Trim	White	120"	2.688"	1"	11%	34%	45%
TTDW-4 WHT	4" Drywall Terminus Cloud Perimeter Trim	White	120"	4.688"	1"	11%	34%	45%
TTDW-6 WHT	6" Drywall Terminus Cloud Perimeter Trim	White	120"	6.688"	1"	11%	34%	45%
TTDW-8 WHT	8" Drywall Terminus Cloud Perimeter Trim	White	120"	8.688"	1"	11%	34%	45%
Drywall Curved								
TTDWR-2	Curved 2" Drywall Terminus Cloud Perimeter Trim	White	120"	2.688"	1"	11%	34%	45%
TTDWR-4	Curved 4" Drywall Terminus Cloud Perimeter Trim	White	120"	4.688"	1"	11%	34%	45%
TTDWR-6	Curved 6" Drywall Terminus Cloud Perimeter Trim	White	120"	6.688"	1"	11%	34%	45%
TTDWR-8	Curved 8" Drywall Terminus Cloud Perimeter Trim	White	120"	8.688"	1"	11%	34%	45%
Curves are limited to a minimum 24" face-in and a minimum of 48" face-out. For more information, please see the Minimum Curve Radius Technical Memo.								
Drywall Corners								
TTDWCKI-2 WHT	2" Drywall Inside Corner	White	2"	2.688"	1"	11%	34%	45%
TTDWCKO-2 WHT	2" Drywall Outside Corner	White	2"	2.688"	1"	11%	34%	45%
TTDWCKI-4 WHT	4" Drywall Inside Corner	White	2"	4.688"	1"	11%	34%	45%
TTDWCKO-4 WHT	4" Drywall Outside Corner	White	2"	4.688"	1"	11%	34%	45%
TTDWCKI-6 WHT	6" Drywall Inside Corner	White	2"	6.688"	1"	11%	34%	45%
TTDWCKO-6 WHT	6" Drywall Outside Corner	White	2"	6.688"	1"	11%	34%	45%
TTDWCKI-8 WHT	8" Drywall Inside Corner	White	2"	8.688"	1"	11%	34%	45%
TTDWCKO-8 WHT	8" Drywall Outside Corner	White	2"	8.688"	1"	11%	34%	45%

\*Maximum recycled content. Recycled content varies by manufacturing plant. All pieces include splices and twist clips for installation. Additional splices and twist clips available for order.

Black and Ecophon Colors are available. Additional colors are available upon request. Custom lengths available upon request. Additional angled corners available upon request.

## Physical Data

### MATERIAL

Extruded aluminum

### FACE DIMENSION

1"

### PROFILE HEIGHT

Profile dependent

### WARRANTY

10-year Limited Suspension Systems warranty. Full warranty information can be found at [certainteed.com/warranty](https://certainteed.com/warranty).





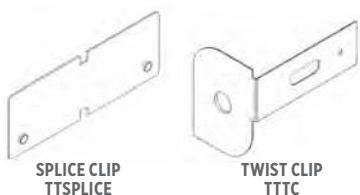
# Terminus Fin Perimeter Trim

Fin Perimeter Trim provides a unique architectural cloud trim solution for edge termination of suspended ceiling elements (clouds, peninsulas, transitions to drywall).

## Features & Benefits

- For use with acoustical lay-in ceilings, Fin Trim offers an alternative aesthetic to traditional straight edge trim
- Constructed with sturdy extruded aluminum
- Double grooved channel for additional strength
- Factory-mitered corner kits available
- Available in CertainTeed White and Black. Additional color options are offered through our Post-Paint process.

## System Components



For Special color options, contact your local sales representative.

## Profiles



## LEED® v4

RECYCLED CONTENT	45%	
	PRE: 11%	POST: 34%

- ✓ MR: PBT Source Reduction (Healthcare)
- ✓ EQ: Low-Emitting Material
- ✓ MR: Sourcing Raw Materials
- ✓ MR: Environmental Product Declarations (EPDs)
- ✓ MR: Construction and Demolition Waste Management Planning

LEED® is a registered trademark of the U.S. Green Building Council.

## CERTIFICATIONS & PRODUCT DECLARATIONS



EPD AVAILABLE



HPD AVAILABLE

## Declare<sup>SM</sup> Living Building Challenge Red List Free<sup>®</sup>

Declare<sup>SM</sup> is a service mark of The International Living Future Institute.

# Terminus Fin Perimeter Trim

Fin Terminus Perimeter Trim	DESCRIPTION	COLOR	LENGTH (IN)	TRANSITION HEIGHT (IN)	FACE (IN)	RECYCLED CONTENT PRE*	RECYCLED CONTENT POST*	RECYCLED CONTENT TOTAL*
Fin Straight								
TTFE WHT	Fin Terminus Cloud Perimeter Trim	White	120"	2"	5-3/4"	11%	34%	45%
Fin Corner Kits (Mitered And Welded)								
TTFEIC WHT	Fin Inside Corner	White	12"	2"	5-3/4"	11%	34%	45%
TTFEOC WHT	Fin Outside Corner	White	12"	2"	5-3/4"	11%	34%	45%

\*Maximum recycled content. Recycled content varies by manufacturing plant.  
All pieces include splices and twist clips for installation. Additional splices and twist clips available for order.

Ecophon Colors are available. Additional colors are available upon request. Custom lengths available upon request.  
Additional angled corners available upon request. Fin cannot be curved.

## Physical Data

<b>MATERIAL</b> Extruded aluminum	<b>FACE DIMENSION</b> 5-3/4"	<b>WARRANTY</b> 10-year Limited Suspension Systems warranty increases to 30 years when installed with CertainTeed ceiling panels. Full warranty information can be found at <a href="https://www.certainteed.com/warranty">certainteed.com/warranty</a> .
	<b>PROFILE HEIGHT</b> 2"	



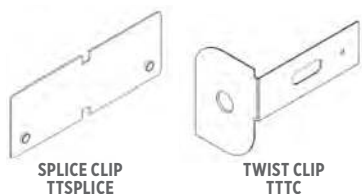
# Terminus Fin Semi-Concealed Trim

For use with Ecophon® Focus™ Dg & Ds panels, Terminus Fin Semi-Concealed Perimeter Trim adds an architectural design element to a perimeter trim system.

## Features & Benefits

- Compatible with Ecophon semi- and fully-concealed suspended ceiling systems
- Sturdy, extruded aluminum construction with double-grooved channel for additional strength
- Factory-mitered corner kits available
- Available in CertainTeed White and Black. Additional color options are offered through our Post-Paint process.

## System Components



For Special color options,  
contact your local sales representative.

## Profiles



## LEED® v4

RECYCLED CONTENT	45%	
	PRE: 11%	POST: 34%

- ✓ MR: PBT Source Reduction (Healthcare)
- ✓ EQ: Low-Emitting Material
- ✓ MR: Sourcing Raw Materials
- ✓ MR: Environmental Product Declarations (EPDs)
- ✓ MR: Construction and Demolition Waste Management Planning

LEED® is a registered trademark of the  
U.S. Green Building Council.

## CERTIFICATIONS & PRODUCT DECLARATIONS



EPD AVAILABLE



# Terminus Fin Semi-Concealed Trim


Terminus Fin Semi-Concealed Trim	DESCRIPTION	COLOR	LENGTH (IN)	TRANSITION HEIGHT (IN)	FACE (IN)	RECYCLED CONTENT PRE*	RECYCLED CONTENT POST*	RECYCLED CONTENT TOTAL*
Fin Semi-Concealed Straight								
TTFESC WHT	Fin Semi-Concealed Terminus Cloud Perimeter Trim	White	120"	2.5"	5-3/4"	11%	34%	45%
Fin Semi-Concealed Perimeter Trim								
TTFESCIC WHT	Fin Semi-Concealed Inside Corner	White	12"	2.5"	5-3/4"	11%	34%	45%
TTFESCOC WHT	Fin Semi-Concealed Outside Corner	White	12"	2.5"	5-3/4"	11%	34%	45%

\*Maximum recycled content. Recycled content varies by manufacturing plant.  
All pieces include splices and twist clips for installation. Additional splices and twist clips available for order.  
Fin cannot be curved.

Black and Ecophon Colors are available. Additional colors are available upon request.  
Custom lengths available upon request.  
Additional angled corners available upon request.

## Physical Data

<b>MATERIAL</b> Extruded aluminum	<b>SURFACE FINISH</b> Fully Painted	<b>WARRANTY</b> 10-year Limited Suspension Systems warranty increases to 30 years when installed with CertainTeed ceiling panels. Full warranty information can be found at <a href="https://www.certainteed.com/warranty">certainteed.com/warranty</a> .
<b>FACE DIMENSION</b> 5-3/4"	<b>PROFILE HEIGHT</b> 2-1/2"	

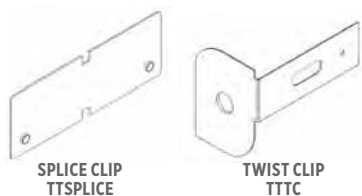


# Terminus Glazing Channel

## Features & Benefits

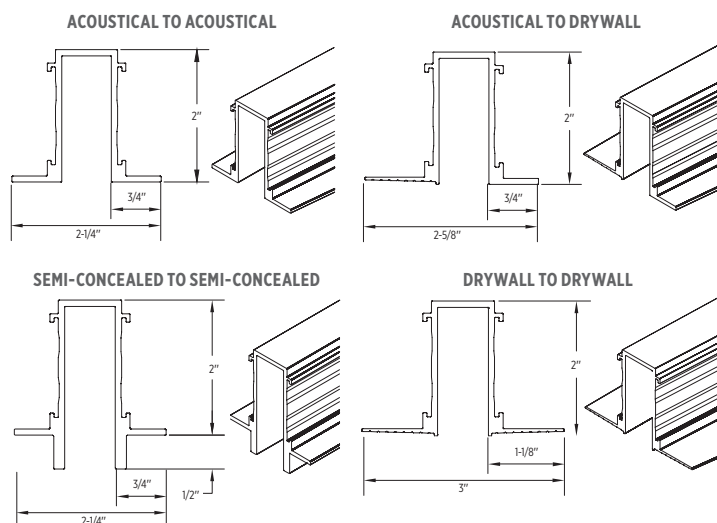
- Provides a seamless integration of glass walls into drywall and acoustical suspended ceilings
- Available in four profiles to transition from acoustical and drywall ceilings
- Sturdy extruded-aluminum construction with fully-painted surface
- Available in CertainTeed White and Black. Additional color options are offered through our Post-Paint process.

## System Components



For Special color options, contact your local sales representative.

## Profiles



## LEED® v4

RECYCLED CONTENT	45%	
	PRE: 11%	POST: 34%
✓	MR: PBT Source Reduction (Healthcare)	
✓	EQ: Low-Emitting Material	
✓	MR: Sourcing Raw Materials	
✓	MR: Environmental Product Declarations (EPDs)	
✓	MR: Construction and Demolition Waste Management Planning	

LEED® is a registered trademark of the U.S. Green Building Council.

## CERTIFICATIONS & PRODUCT DECLARATIONS



EPD AVAILABLE



HPD AVAILABLE

## Declare<sup>SM</sup>

Living Building Challenge Red List Free®

Declare<sup>SM</sup> is a service mark of The International Living Future Institute.



# Terminus Glazing Channel

Terminus Glazing Channel	DESCRIPTION	COLOR	LENGTH (IN)	TRANSITION HEIGHT (IN)	FACE (IN)	RECYCLED CONTENT PRE*	RECYCLED CONTENT POST*	RECYCLED CONTENT TOTAL*
Straight								
TTGCAA WHT	Acoustical to Acoustical Terminus Glazing Channel	White	120"	2"	2-1/4"	11%	34%	45%
TTGCAD WHT	Acoustical to Drywall Terminus Glazing Channel	White	120"	2"	2-5/8"	11%	34%	45%
TTGCSS WHT	Semi-Concealed to Semi-Concealed Terminus Glazing Channel	White	120"	2.5"	2-1/4"	11%	34%	45%
TTGCDD WHT	Drywall to Drywall Terminus Glazing Channel	White	120"	2"	3"	11%	34%	45%

\*Maximum recycled content. Recycled content varies by manufacturing plant. All pieces include splices and twist clips for installation.

Additional splices and twist clips available for order. Custom lengths available upon request.

## Physical Data

**MATERIAL**  
Extruded aluminum

**SURFACE FINISH**  
Fully Painted

**PROFILE HEIGHT**  
2"

**WARRANTY**  
10-year Limited Suspension Systems warranty increases to 30 years when installed with CertainTeed ceiling panels. Full warranty information can be found at [certainteed.com/warranty](https://certainteed.com/warranty).



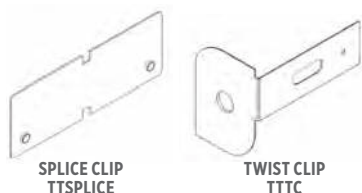
# Terminus Semi-Concealed Perimeter Trim

Terminus Semi-Concealed Perimeter Trim provides a perimeter finishing solution for suspended ceiling installations with a semi- or fully-concealed edge.

## Features & Benefits

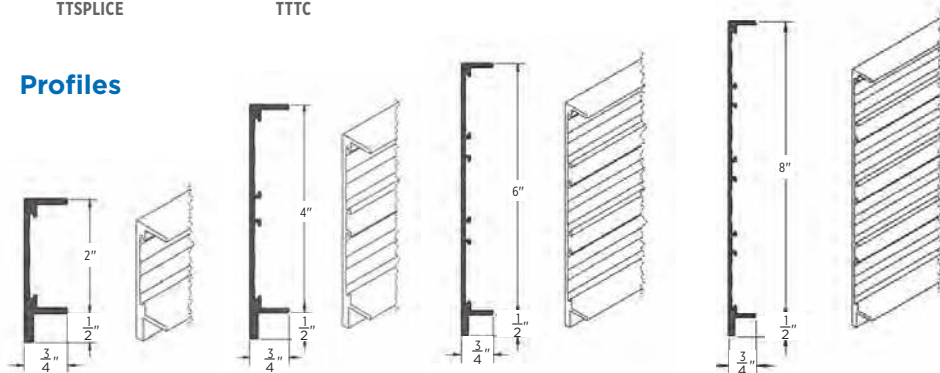
- Cloud Perimeter Trim solution designed for use with Ecophon® Focus™ Dg and Ds ceiling panels
- Semi-concealed trim available in straight or curved (Face-In or Face-Out)
- Sturdy extruded aluminium coupled with double grooved channel provides additional strength
- Four profile heights available (up to 8") with mitered and welded corner kits
- Available in CertainTeed White and Black. Additional color options are offered through our Post-Paint process.

## System Components



For Special color options, contact your local sales representative.

## Profiles



## LEED® v4

RECYCLED CONTENT	45%	
	PRE: 11%	POST: 34%
✓	MR: PBT Source Reduction (Healthcare)	
✓	MR: Sourcing Raw Materials	
✓	MR: Environmental Product Declarations (EPDs)	
✓	MR: Construction and Demolition Waste Management Planning	

LEED® is a registered trademark of the U.S. Green Building Council.

## CERTIFICATIONS & PRODUCT DECLARATIONS



EPD AVAILABLE



HPD AVAILABLE

## Declare<sup>SM</sup>

Living Building Challenge Red List Free®

Declare<sup>SM</sup> is a service mark of The International Living Future Institute.



# Terminus Semi-Concealed Perimeter Trim

Terminus Semi-Concealed Perimeter Trim	DESCRIPTION	COLOR	LENGTH (IN)	TRANSITION HEIGHT (IN)	FACE (IN)	RECYCLED CONTENT PRE*	RECYCLED CONTENT POST*	RECYCLED CONTENT TOTAL*
Semi-Concealed Straight								
TTSC-2 WHT	2" Semi-Concealed Terminus Cloud Perimeter Trim	White	120"	2.5"	3/4"	11%	34%	45%
TTSC-4 WHT	4" Semi-Concealed Terminus Cloud Perimeter Trim	White	120"	4.5"	3/4"	11%	34%	45%
TTSC-6 WHT	6" Semi-Concealed Terminus Cloud Perimeter Trim	White	120"	6.5"	3/4"	11%	34%	45%
TTSC-8 WHT	8" Semi-Concealed Terminus Cloud Perimeter Trim	White	120"	8.5"	3/4"	11%	34%	45%
Semi-Concealed Curved								
TTSCR-2 WHT	Curved 2" Semi-Concealed Terminus Cloud Perimeter	White	120"	2.5"	3/4"	11%	34%	45%
TTSCR-4 WHT	Curved 4" Semi-Concealed Terminus Cloud Perimeter	White	120"	4.5"	3/4"	11%	34%	45%
TTSCR-6 WHT	Curved 6" Semi-Concealed Terminus Cloud Perimeter	White	120"	6.5"	3/4"	11%	34%	45%
TTSCR-8 WHT	Curved 8" Semi-Concealed Terminus Cloud Perimeter	White	120"	8.5"	3/4"	11%	34%	45%
Semi-Concealed Corner Kits (Mitered and Welded)								
TTSCCKI-2 WHT	2" Semi-Concealed Inside Corner Kit	White	2"	2.5"	3/4"	11%	34%	45%
TTSCCKO-2 WHT	2" Semi-Concealed Outside Corner Kit	White	2"	2.5"	3/4"	11%	34%	45%
TTSCCKI-4 WHT	4" Semi-Concealed Inside Corner Kit	White	2"	4.5"	3/4"	11%	34%	45%
TTSCCKO-4 WHT	4" Semi-Concealed Outside Corner Kit	White	2"	4.5"	3/4"	11%	34%	45%
TTSCCKI-6 WHT	6" Semi-Concealed Inside Corner Kit	White	2"	6.5"	3/4"	11%	34%	45%
TTSCCKO-6 WHT	6" Semi-Concealed Outside Corner Kit	White	2"	6.5"	3/4"	11%	34%	45%
TTSCCKI-8 WHT	8" Semi-Concealed Inside Corner Kit	White	2"	8.5"	3/4"	11%	34%	45%
TTSCCKO-8 WHT	8" Semi-Concealed Outside Corner Kit	White	2"	8.5"	3/4"	11%	34%	45%

Curves are limited to a minimum of 24" face-in or face-out. For more information, please see the Minimum Curve Radius Technical Memo.

\*Maximum recycled content. Recycled content varies by manufacturing plant. All pieces include splices and twist clips for installation. Additional splices and twist clips available for order.

Black and Ecophon Colors are available. Additional colors are available upon request. Custom lengths available upon request. Additional angled corners available upon request.

## Physical Data

### MATERIAL

Extruded aluminum

### FACE DIMENSION

3/4"

### SURFACE FINISH

Fully Painted

### PROFILE HEIGHT

Profile dependent

### WARRANTY

10-year Limited Suspension Systems warranty increases to 30 years when installed with CertainTeed ceiling panels. Full warranty information can be found at [certainteed.com/warranty](https://certainteed.com/warranty).



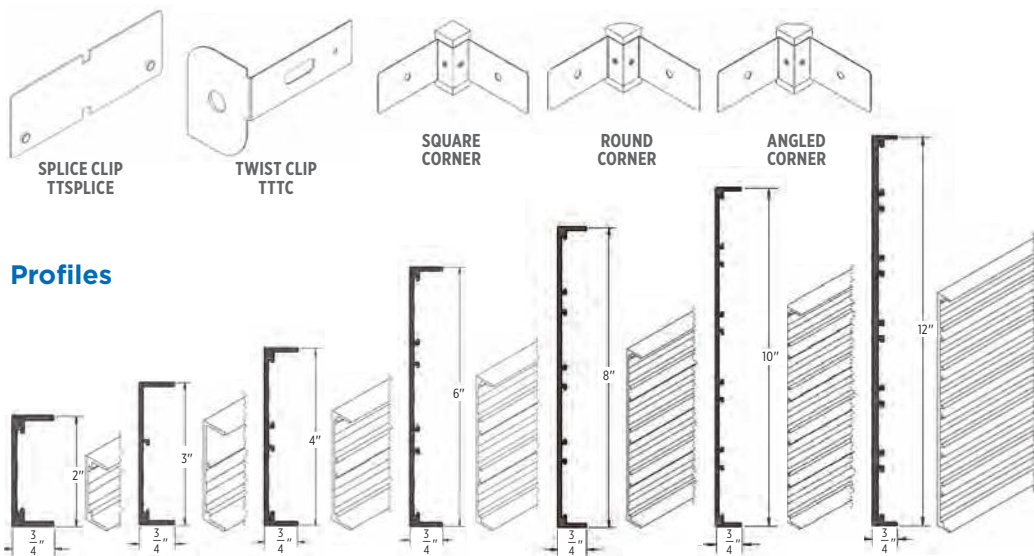
# Terminus Straight Perimeter Trim

Terminus Straight Perimeter Trim provides an extruded aluminum channel trim for perimeter treatments of suspended ceilings.

## Features & Benefits

- Provides a straight perimeter solution for the finishing of suspended ceilings, including ceiling clouds or peninsulas
- Straight trim available in straight or curved (Face-In or Face-Out)
- Square, round or angled corner post options available as well as factory-mitered corner options
- Up to seven profile heights available to meet a variety of perimeter needs
- Sturdy extruded aluminum construction with fully-painted surface
- Available in Standard White and Black. Additional color options are offered through our Post-Paint process.

## System Components



## Profiles

## LEED® v4

RECYCLED CONTENT	31-45%	
	PRE: 6-11%	POST: 25-34%

- ✓ MR: PBT Source Reduction (Healthcare)
- ✓ EQ: Low-Emitting Material
- ✓ MR: Sourcing Raw Materials
- ✓ MR: Environmental Product Declarations (EPDs)
- ✓ MR: Construction and Demolition Waste Management Planning

LEED® is a registered trademark of the U.S. Green Building Council.

## CERTIFICATIONS & PRODUCT DECLARATIONS



EPD AVAILABLE



HPD AVAILABLE

## Declare<sup>SM</sup>

Living Building Challenge Red List Free®

Declare™ is a service mark of The International Living Future Institute.



# Terminus Straight Perimeter Trim

Terminus Straight Perimeter Trim	DESCRIPTION	COLOR	LENGTH (IN)	TRANSITION HEIGHT (IN)	FACE (IN)	RECYCLED CONTENT PRE*	RECYCLED CONTENT POST*	RECYCLED CONTENT TOTAL*
Straight								
TT-02 WHT	2" Terminus Cloud Perimeter Trim	White	120"	2"	3/4"	11%	34%	45%
TT-03 WHT	3" Terminus Cloud Perimeter Trim	White	120"	3"	3/4"	11%	34%	45%
TT-04 WHT	4" Terminus Cloud Perimeter Trim	White	120"	4"	3/4"	11%	34%	45%
TT-06 WHT	6" Terminus Cloud Perimeter Trim	White	120"	6"	3/4"	11%	34%	45%
TT-08 WHT	8" Terminus Cloud Perimeter Trim	White	120"	8"	3/4"	11%	34%	45%
TT-10 WHT	10" Terminus Cloud Perimeter Trim	White	120"	10"	3/4"	11%	34%	45%
TT-12 WHT	12" Terminus Cloud Perimeter Trim	White	120"	12"	3/4"	11%	34%	45%
Curved								
TT-02R WHT	Curved 2" Terminus Cloud Perimeter Trim	White	120"	2"	3/4"	11%	34%	45%
TT-03R WHT	Curved 3" Terminus Cloud Perimeter Trim	White	120"	3"	3/4"	11%	34%	45%
TT-04R WHT	Curved 4" Terminus Cloud Perimeter Trim	White	120"	4"	3/4"	11%	34%	45%
TT-06R WHT	Curved 6" Terminus Cloud Perimeter Trim	White	120"	6"	3/4"	11%	34%	45%
TT-08R WHT	Curved 8" Terminus Cloud Perimeter Trim	White	120"	8"	3/4"	11%	34%	45%
TT-10R WHT	Curved 10" Terminus Cloud Perimeter Trim	White	120"	10"	3/4"	11%	34%	45%
TT-12R WHT	Curved 12" Terminus Cloud Perimeter Trim	White	120"	12"	3/4"	11%	34%	45%
Curves are limited to a minimum of 24" face-in or face-out. For more information, please see the Minimum Curve Radius Technical Memo.								
Corner Post-Square								
TTCPO-2 WHT	2" Square Outside Corner Post	White	3/4"	2"	3/4"	6%	25%	31%
TTCPO-3 WHT	3" Square Outside Corner Post	White	3/4"	3"	3/4"	6%	25%	31%
TTCPO-4 WHT	4" Square Outside Corner Post	White	3/4"	4"	3/4"	6%	25%	31%
TTCPO-6 WHT	6" Square Outside Corner Post	White	3/4"	6"	3/4"	6%	25%	31%
TTCPO-8 WHT	8" Square Outside Corner Post	White	3/4"	8"	3/4"	6%	25%	31%
TTCPO-10 WHT	10" Square Outside Corner Post	White	3/4"	10"	3/4"	6%	25%	31%
TTCPO-12 WHT	12" Square Outside Corner Post	White	3/4"	12"	3/4"	6%	25%	31%
Corner Post-Round								
TTCPRO-2 WHT	2" Round Outside Corner Post	White	3/4"	2"	3/4"	6%	25%	31%
TTCPRO-3 WHT	3" Round Outside Corner Post	White	3/4"	3"	3/4"	6%	25%	31%
TTCPRO-4 WHT	4" Round Outside Corner Post	White	3/4"	4"	3/4"	6%	25%	31%
TTCPRO-6 WHT	6" Round Outside Corner Post	White	3/4"	6"	3/4"	6%	25%	31%
TTCPRO-8 WHT	8" Round Outside Corner Post	White	3/4"	8"	3/4"	6%	25%	31%
TTCPRO-10 WHT	10" Round Outside Corner Post	White	3/4"	10"	3/4"	6%	25%	31%

# Terminus Straight Perimeter Trim

Terminus Straight Perimeter Trim	DESCRIPTION	COLOR	LENGTH (IN)	TRANSITION HEIGHT (IN)	FACE (IN)	RECYCLED CONTENT PRE*	RECYCLED CONTENT POST*	RECYCLED CONTENT TOTAL*
Corner Post-Angled								
TTCPRA-2 WHT	2" Angled Outside Corner Post	White	3/4"	2"	3/4"	6%	25%	31%
TTCPRA-3 WHT	3" Angled Outside Corner Post	White	3/4"	3"	3/4"	6%	25%	31%
TTCPRA-4 WHT	4" Angled Outside Corner Post	White	3/4"	4"	3/4"	6%	25%	31%
TTCPRA-6 WHT	6" Angled Outside Corner Post	White	3/4"	6"	3/4"	6%	25%	31%
TTCPRA-8 WHT	8" Angled Outside Corner Post	White	3/4"	8"	3/4"	6%	25%	31%
TTCPRA-10 WHT	10" Angled Outside Corner Post	White	3/4"	10"	3/4"	6%	25%	31%
Corner Kits (Mitered And Welded)								
TTCKI-2 WHT	2" Inside Corner Kit	White	2"	2"	3/4"	11%	34%	45%
TTCKO-2 WHT	2" Outside Corner Kit	White	2"	2"	3/4"	11%	34%	45%
TTCKI-3 WHT	3" Inside Corner Kit	White	2"	3"	3/4"	11%	34%	45%
TTCKO-3 WHT	3" Outside Corner Kit	White	2"	3"	3/4"	11%	34%	45%
TTCKI-4 WHT	4" Inside Corner Kit	White	2"	4"	3/4"	11%	34%	45%
TTCKO-4 WHT	4" Outside Corner Kit	White	2"	4"	3/4"	11%	34%	45%
TTCKI-6 WHT	6" Inside Corner Kit	White	2"	6"	3/4"	11%	34%	45%
TTCKO-6 WHT	6" Outside Corner Kit	White	2"	6"	3/4"	11%	34%	45%
TTCKI-8 WHT	8" Inside Corner Kit	White	2"	8"	3/4"	11%	34%	45%
TTCKO-8 WHT	8" Outside Corner Kit	White	2"	8"	3/4"	11%	34%	45%
TTCKI-10 WHT	10" Inside Corner Kit	White	2"	10"	3/4"	11%	34%	45%
TTCKO-10 WHT	10" Outside Corner Kit	White	2"	10"	3/4"	11%	34%	45%
TTCKI-12 WHT	12" Inside Corner Kit	White	2"	12"	3/4"	11%	34%	45%
TTCKO-12 WHT	12" Outside Corner Kit	White	2"	12"	3/4"	11%	34%	45%

\*Maximum recycled content. Recycled content varies by manufacturing plant.  
All pieces include splices and twist clips for installation.  
Additional splices and twist clips available for order.

Black and Ecophon Colors are available. Additional colors are available upon request.  
Custom lengths available upon request.  
Additional angled corners available upon request.



## Physical Data

**MATERIAL**  
Extruded aluminum

**FACE DIMENSION**  
3/4"

**SURFACE FINISH**  
Fully Painted

**PROFILE HEIGHT**  
Profile dependent

**WARRANTY**  
10-year Limited Suspension Systems warranty increases to 30 years when installed with CertainTeed ceiling panels. Full warranty information can be found at [certainteed.com/warranty](https://www.certainteed.com/warranty).





Terminus Trim

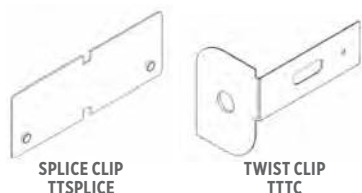


# Terminus Transitions – Acoustical up to Acoustical

## Features & Benefits

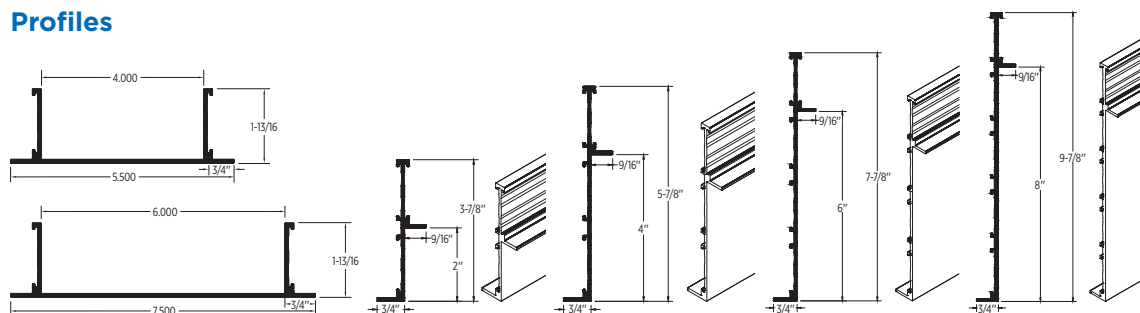
- Provides a solution for the transition of suspended acoustical up to acoustical ceilings
- Available with factory-mitered corner options
- Available in straight or curved (face-in or face-out)
- Available in four profile heights to transition from acoustical up to acoustical ceilings
- Sturdy extruded-aluminum construction with fully-painted surface
- Available in CertainTeed White and Black. Additional color options are offered through our Post-Paint process.

## System Components



For Special color options, contact your local sales representative.

## Profiles



## LEED® v4

RECYCLED CONTENT	45%	
	PRE: 11%	POST: 34%

- ✓ MR: PBT Source Reduction (Healthcare)
- ✓ EQ: Low-Emitting Material
- ✓ MR: Sourcing Raw Materials
- ✓ MR: Environmental Product Declarations (EPDs)
- ✓ MR: Construction and Demolition Waste Management Planning

LEED® is a registered trademark of the U.S. Green Building Council.

## CERTIFICATIONS & PRODUCT DECLARATIONS



EPD AVAILABLE



HPD AVAILABLE

**Declare<sup>SM</sup>**  
Living Building Challenge Red List Free®  
Declare<sup>SM</sup> is a service mark of The International Living Future Institute.

**certainteed**  
SAINT-GOBAIN

# Terminus Transitions – Acoustical up to Acoustical

Terminus Transitions - Acoustical up to Acoustical	DESCRIPTION	COLOR	LENGTH (IN)	TRANSITION HEIGHT (IN)	FACE (IN)	RECYCLED CONTENT PRE*	RECYCLED CONTENT POST*	RECYCLED CONTENT TOTAL*
Straight								
TTAA-2 WHT	2" Acoustical up to Acoustical Terminus Transitions	White	120"	2"	1-5/16"	11%	34%	45%
TTAA-4 WHT	4" Acoustical up to Acoustical Terminus Transitions	White	120"	4"	1-5/16"	11%	34%	45%
TTAA-6 WHT	6" Acoustical up to Acoustical Terminus Transitions	White	120"	6"	1-5/16"	11%	34%	45%
TTAA-8 WHT	8" Acoustical up to Acoustical Terminus Transitions	White	120"	8"	1-5/16"	11%	34%	45%
Face Plates								
TTFP-4	4" Acoustical to Acoustical Terminus Face Plate	White	120"	—	4"	11%	34%	45%
TTFP-6	6" Acoustical to Acoustical Terminus Face Plate	White	120"	—	6"	11%	34%	45%
Curved								
TTAAR-2 WHT	Curved 2" Acoustical up to Acoustical Terminus Transitions	White	120"	2"	1-5/16"	11%	34%	45%
TTAAR-4 WHT	Curved 4" Acoustical up to Acoustical Terminus Transitions	White	120"	4"	1-5/16"	11%	34%	45%
TTAAR-6 WHT	Curved 6" Acoustical up to Acoustical Terminus Transitions	White	120"	6"	1-5/16"	11%	34%	45%
TTAAR-8 WHT	Curved 8" Acoustical up to Acoustical Terminus Transitions	White	120"	8"	1-5/16"	11%	34%	45%
Corner Kits (Mitered and Welded)								
TTAACI-2 WHT	2" Acoustical up to Acoustical Inside Corner Kit	White	2"	2"	1-5/16"	11%	34%	45%
TTAACO-2 WHT	2" Acoustical up to Acoustical Outside Corner Kit	White	2"	2"	1-5/16"	11%	34%	45%
TTAACI-4 WHT	4" Acoustical up to Acoustical Inside Corner Kit	White	2"	4"	1-5/16"	11%	34%	45%
TTAACO-4 WHT	4" Acoustical up to Acoustical Outside Corner Kit	White	2"	4"	1-5/16"	11%	34%	45%
TTAACI-6 WHT	6" Acoustical up to Acoustical Inside Corner Kit	White	2"	6"	1-5/16"	11%	34%	45%
TTAACO-6 WHT	6" Acoustical up to Acoustical Outside Corner Kit	White	2"	6"	1-5/16"	11%	34%	45%
TTAACI-8 WHT	8" Acoustical up to Acoustical Inside Corner Kit	White	2"	8"	1-5/16"	11%	34%	45%
TTAACO-8 WHT	8" Acoustical up to Acoustical Outside Corner Kit	White	2"	8"	1-5/16"	11%	34%	45%

Curves are limited to a minimum of 24" face-in or face-out. For more information, please see the Minimum Curve Radius Technical Memo.

\*Maximum recycled content. Recycled content varies by manufacturing plant.  
All pieces include splices and twist clips for installation.  
Additional splices and twist clips available for order.

Custom lengths available upon request.  
Additional angled corners available upon request.

## Physical Data

### MATERIAL

Extruded aluminum

### FACE DIMENSION

1-5/16"

### SURFACE FINISH

Fully Painted

### PROFILE HEIGHT

Profile dependent

### WARRANTY

10-year Limited Suspension Systems warranty increases to 30 years when installed with CertainTeed ceiling panels. Full warranty information can be found at [certainteed.com/warranty](https://certainteed.com/warranty).

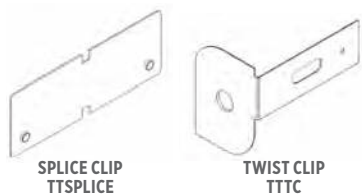


# Terminus Transitions – Acoustical up to Drywall

## Features & Benefits

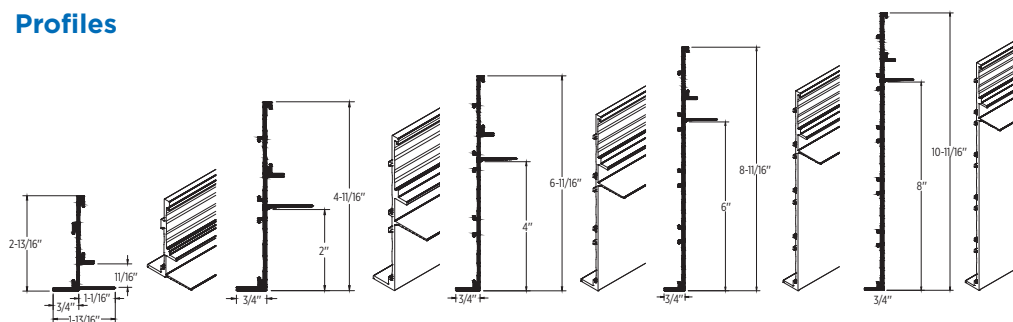
- Provides a solution for the transition of suspended acoustical up to drywall ceilings
- Available with factory-mitered corner options
- Available in straight or curved (face-in or face-out)
- Available in five profile heights to transition from acoustical up to drywall ceilings
- Sturdy extruded-aluminum construction with fully-painted surface
- Available in CertainTeed White and Black. Additional color options are offered through our Post-Paint process.

## System Components



For Special color options, contact your local sales representative.

## Profiles



## LEED® v4

RECYCLED CONTENT	45%	
	PRE: 11%	POST: 34%
✓	MR: PBT Source Reduction (Healthcare)	
✓	EQ: Low-Emitting Material	
✓	MR: Sourcing Raw Materials	
✓	MR: Environmental Product Declarations (EPDs)	
✓	MR: Construction and Demolition Waste Management Planning	

LEED® is a registered trademark of the U.S. Green Building Council.

## CERTIFICATIONS & PRODUCT DECLARATIONS



EPD AVAILABLE



HPD AVAILABLE

## Declare<sup>SM</sup>

Living Building Challenge Red List Free<sup>®</sup>

Declare<sup>SM</sup> is a service mark of The International Living Future Institute.





# Terminus Transitions – Acoustical up to Drywall

Terminus Transitions - Acoustical up to Drywall	DESCRIPTION	COLOR	LENGTH (IN)	TRANSITION HEIGHT (IN)	FACE (IN)	RECYCLED CONTENT PRE*	RECYCLED CONTENT POST*	RECYCLED CONTENT TOTAL*
Straight								
TTAD FLUSH WHT	Flush Acoustical up to Drywall Terminus Transitions	White	120"	—	1-13/16"	11%	34%	45%
TTAD-2 WHT	2" Acoustical up to Drywall Terminus Transitions	White	120"	2"	1-7/8"	11%	34%	45%
TTAD-4 WHT	4" Acoustical up to Drywall Terminus Transitions	White	120"	4"	1-7/8"	11%	34%	45%
TTAD-6 WHT	6" Acoustical up to Drywall Terminus Transitions	White	120"	6"	1-7/8"	11%	34%	45%
TTAD-8 WHT	8" Acoustical up to Drywall Terminus Transitions	White	120"	8"	1-7/8"	11%	34%	45%
Curved								
TTADR FLUSH WHT	Curved Flush Acoustical up to Drywall Terminus Transitions	White	120"	—	1-13/16"	11%	34%	45%
TTADR-2 WHT	Curved 2" Acoustical up to Drywall Terminus Transitions	White	120"	2"	1-7/8"	11%	34%	45%
TTADR-4 WHT	Curved 4" Acoustical up to Drywall Terminus Transitions	White	120"	4"	1-7/8"	11%	34%	45%
TTADR-6 WHT	Curved 6" Acoustical up to Drywall Terminus Transitions	White	120"	6"	1-7/8"	11%	34%	45%
TTADR-8 WHT	Curved 8" Acoustical up to Drywall Terminus Transitions	White	120"	8"	1-7/8"	11%	34%	45%
Curves are limited to a minimum of the below radius: TTAD Flush (180" face-in) (48" face-out), TTAD-2 (180" face-in) (24" face-out), TTAD-4 (240" face-in) (24" face-out), TTAD-6 (240" face-in) (24" face-out), TTAD-8 (240" face-in) (72" face-out). For more information, please see the Minimum Curve Radius Technical Memo.								
Corner Kits (Mitered and Welded)								
TTADCI FLUSH WHT	Flush Acoustical up to Drywall Inside Corner Kit	White	2"	—	1-13/16"	11%	34%	45%
TTADCO FLUSH WHT	Flush Acoustical up to Drywall Outside Corner Kit	White	2"	—	1-13/16"	11%	34%	45%
TTADCI-2 WHT	2" Acoustical up to Drywall Inside Corner Kit	White	2"	2"	1-7/8"	11%	34%	45%
TTADCO-2 WHT	2" Acoustical up to Drywall Outside Corner Kit	White	2"	2"	1-7/8"	11%	34%	45%
TTADCI-4 WHT	4" Acoustical up to Drywall Inside Corner Kit	White	2"	4"	1-7/8"	11%	34%	45%
TTADCO-4 WHT	4" Acoustical up to Drywall Outside Corner Kit	White	2"	4"	1-7/8"	11%	34%	45%
TTADCI-6 WHT	6" Acoustical up to Drywall Inside Corner Kit	White	2"	6"	1-7/8"	11%	34%	45%
TTADCO-6 WHT	6" Acoustical up to Drywall Outside Corner Kit	White	2"	6"	1-7/8"	11%	34%	45%
TTADCI-8 WHT	8" Acoustical up to Drywall Inside Corner Kit	White	2"	8"	1-7/8"	11%	34%	45%
TTADCO-8 WHT	8" Acoustical up to Drywall Outside Corner Kit	White	2"	8"	1-7/8"	11%	34%	45%

\*Maximum recycled content. Recycled content varies by manufacturing plant.  
All pieces include splices and twist clips for installation. Additional splices and twist clips available for order.

Custom lengths available upon request.  
Additional angled corners available upon request.

## Physical Data

### MATERIAL

Extruded aluminum

### FACE DIMENSION

1-7/8"

### SURFACE FINISH

Fully Painted

### PROFILE HEIGHT

Profile dependent

### WARRANTY

10-year Limited Suspension Systems warranty increases to 30 years when installed with CertainTeed ceiling panels. Full warranty information can be found at [certainteed.com/warranty](https://certainteed.com/warranty).

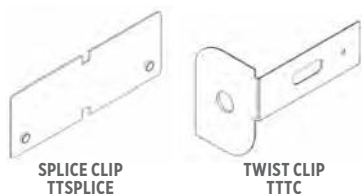


# Terminus Transitions – Drywall up to Acoustical

## Features & Benefits

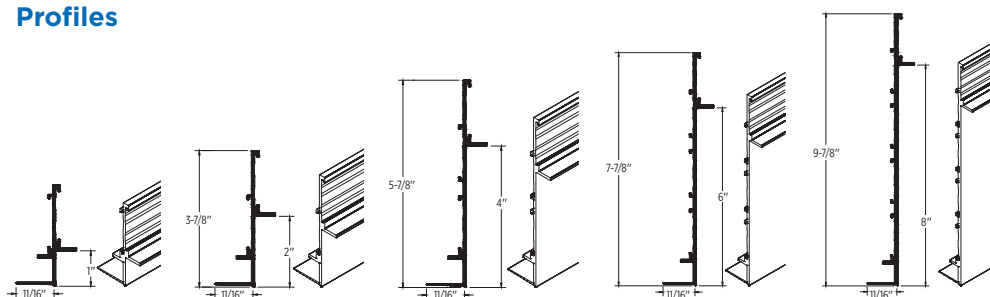
- Provides a solution for the transition of suspended drywall up to acoustical ceilings
- Available with factory-mitered corner options
- Available in straight or curved (face-in or face-out)
- Available in five profile heights to transition from drywall up to acoustical ceilings
- Sturdy extruded-aluminum construction with fully-painted surface
- Available in CertainTeed White and Black. Additional color options are offered through our Post-Paint process.

## System Components



For Special color options, contact your local sales representative.

## Profiles



## LEED® v4

RECYCLED CONTENT	45%	
	PRE: 11%	POST: 34%

- ✓ MR: PBT Source Reduction (Healthcare)
- ✓ EQ: Low-Emitting Material
- ✓ MR: Sourcing Raw Materials
- ✓ MR: Environmental Product Declarations (EPDs)
- ✓ MR: Construction and Demolition Waste Management Planning

LEED® is a registered trademark of the U.S. Green Building Council.

## CERTIFICATIONS & PRODUCT DECLARATIONS



EPD AVAILABLE



HPD AVAILABLE

## Declare<sup>SM</sup>

Living Building Challenge Red List Free®

Declare™ is a service mark of The International Living Future Institute.

# Terminus Transitions - Drywall up to Acoustical

Terminus Transitions - Drywall up to Acoustical	DESCRIPTION	COLOR	LENGTH (IN)	TRANSITION HEIGHT (IN)	FACE (IN)	RECYCLED CONTENT PRE*	RECYCLED CONTENT POST*	RECYCLED CONTENT TOTAL*
Straight								
TTDA-1 WHT	1" Drywall up to Acoustical Terminus Transitions	White	120"	1"	1-11/16"	11%	34%	45%
TTDA-2 WHT	2" Drywall up to Acoustical Terminus Transitions	White	120"	2"	1-11/16"	11%	34%	45%
TTDA-4 WHT	4" Drywall up to Acoustical Terminus Transitions	White	120"	4"	1-11/16"	11%	34%	45%
TTDA-6 WHT	6" Drywall up to Acoustical Terminus Transitions	White	120"	6"	1-11/16"	11%	34%	45%
TTDA-8 WHT	8" Drywall up to Acoustical Terminus Transitions	White	120"	8"	1-11/16"	11%	34%	45%
Curved								
TTDAR-1 WHT	Curved 1" Drywall up to Acoustical Terminus Transitions	White	120"	1"	1-11/16"	11%	34%	45%
TTDAR-2 WHT	Curved 2" Drywall up to Acoustical Terminus Transitions	White	120"	2"	1-11/16"	11%	34%	45%
TTDAR-4 WHT	Curved 4" Drywall up to Acoustical Terminus Transitions	White	120"	4"	1-11/16"	11%	34%	45%
TTDAR-6 WHT	Curved 6" Drywall up to Acoustical Terminus Transitions	White	120"	6"	1-11/16"	11%	34%	45%
TTDAR-8 WHT	Curved 8" Drywall up to Acoustical Terminus Transitions	White	120"	8"	1-11/16"	11%	34%	45%
Corner Kits (Mitered and Welded)								
TTDACI-1 WHT	1" Drywall up to Acoustical Inside Corner Kit	White	2"	1"	1-11/16"	11%	34%	45%
TTDACO-1 WHT	1" Drywall up to Acoustical Outside Corner Kit	White	2"	1"	1-11/16"	11%	34%	45%
TTDACI-2 WHT	2" Drywall up to Acoustical Inside Corner Kit	White	2"	2"	1-11/16"	11%	34%	45%
TTDACO-2 WHT	2" Drywall up to Acoustical Outside Corner Kit	White	2"	2"	1-11/16"	11%	34%	45%
TTDACI-4 WHT	4" Drywall up to Acoustical Inside Corner Kit	White	2"	4"	1-11/16"	11%	34%	45%
TTDACO-4 WHT	4" Drywall up to Acoustical Outside Corner Kit	White	2"	4"	1-11/16"	11%	34%	45%
TTDACI-6 WHT	6" Drywall up to Acoustical Inside Corner Kit	White	2"	6"	1-11/16"	11%	34%	45%
TTDACO-6 WHT	6" Drywall up to Acoustical Outside Corner Kit	White	2"	6"	1-11/16"	11%	34%	45%
TTDACI-8 WHT	8" Drywall up to Acoustical Inside Corner Kit	White	2"	8"	1-11/16"	11%	34%	45%
TTDACO-8 WHT	8" Drywall up to Acoustical Outside Corner Kit	White	2"	8"	1-11/16"	11%	34%	45%

Curves are limited to a minimum of the below radius: TTDA-1 (16" face-in) (180" face-out), TTDA-2 (18" face-in) (180" face-out), TTDA-4 (18" face-in) (180" face-out), TTDA-6 (24" face-in) (180" face-out)  
For more information, please see the Minimum Curve Radius Technical Memo.

\*Maximum recycled content. Recycled content varies by manufacturing plant.  
All pieces include splices and twist clips for installation. Additional splices and twist clips available for order.

Custom lengths available upon request.  
Additional angled corners available upon request.

## Physical Data

**MATERIAL**  
Extruded aluminum

**FACE DIMENSION**  
1-11/16"

**SURFACE FINISH**  
Fully Painted

**PROFILE HEIGHT**  
Profile dependent

**WARRANTY**  
10-year Limited Suspension Systems warranty increases to 30 years when installed with CertainTeed ceiling panels. Full warranty information can be found at [certainteed.com/warranty](https://certainteed.com/warranty).

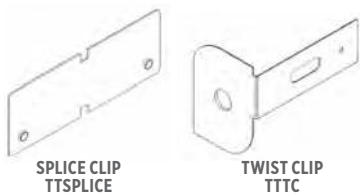


# Terminus Transitions – Drywall up to Drywall

## Features & Benefits

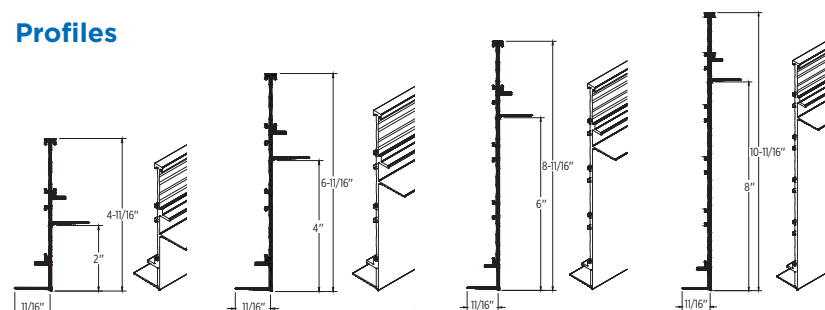
- Provides a solution for the transition of suspended drywall up to drywall ceilings
- Available with factory-mitered corner options
- Available in straight or curved (face-in or face-out)
- Available in four profile heights to transition from drywall up to drywall ceilings
- Sturdy extruded-aluminum construction with fully-painted surface
- Available in CertainTeed White and Black. Additional color options are offered through our Post-Paint process.

## System Components



For Special color options, contact your local sales representative.

## Profiles



## LEED® v4

RECYCLED CONTENT	45%	
	PRE: 11%	POST: 34%

- ✓ MR: PBT Source Reduction (Healthcare)
- ✓ EQ: Low-Emitting Material
- ✓ MR: Sourcing Raw Materials
- ✓ MR: Environmental Product Declarations (EPDs)
- ✓ MR: Construction and Demolition Waste Management Planning

LEED® is a registered trademark of the U.S. Green Building Council.

## CERTIFICATIONS & PRODUCT DECLARATIONS



EPD AVAILABLE



HPD AVAILABLE

## Declare<sup>SM</sup>

Living Building Challenge Red List Free®

Declare™ is a service mark of The International Living Future Institute.



# Terminus Transitions - Drywall up to Drywall

Terminus Transitions - Drywall up to Drywall	DESCRIPTION	COLOR	LENGTH (IN)	TRANSITION HEIGHT (IN)	FACE (IN)	RECYCLED CONTENT PRE*	RECYCLED CONTENT POST*	RECYCLED CONTENT TOTAL*
Straight								
TTDD-2 WHT	2" Drywall up to Drywall Terminus Transitions	White	120"	2"	2-1/4"	11%	34%	45%
TTDD-4 WHT	4" Drywall up to Drywall Terminus Transitions	White	120"	4"	2-1/4"	11%	34%	45%
TTDD-6 WHT	6" Drywall up to Drywall Terminus Transitions	White	120"	6"	2-1/4"	11%	34%	45%
TTDD-8 WHT	8" Drywall up to Drywall Terminus Transitions	White	120"	8"	2-1/4"	11%	34%	45%
Curved								
TTDDR-2 WHT	Curved 2" Drywall up to Drywall Terminus Transitions	White	120"	2"	2-1/4"	11%	34%	45%
TTDDR-4 WHT	Curved 4" Drywall up to Drywall Terminus Transitions	White	120"	4"	2-1/4"	11%	34%	45%
TTDDR-6 WHT	Curved 6" Drywall up to Drywall Terminus Transitions	White	120"	6"	2-1/4"	11%	34%	45%
TTDDR-8 WHT	Curved 8" Drywall up to Drywall Terminus Transitions	White	120"	8"	2-1/4"	11%	34%	45%
Corner Kits (Mitered and Welded)								
TTDDCI-2 WHT	2" Drywall up to Drywall Inside Corner Kit	White	2"	2"	2-1/4"	11%	34%	45%
TTDDCO-2 WHT	2" Drywall up to Drywall Outside Corner Kit	White	2"	2"	2-1/4"	11%	34%	45%
TTDDCI-4 WHT	4" Drywall up to Drywall Inside Corner Kit	White	2"	4"	2-1/4"	11%	34%	45%
TTDDCO-4 WHT	4" Drywall up to Drywall Outside Corner Kit	White	2"	4"	2-1/4"	11%	34%	45%
TTDDCI-6 WHT	6" Drywall up to Drywall Inside Corner Kit	White	2"	6"	2-1/4"	11%	34%	45%
TTDDCO-6 WHT	6" Drywall up to Drywall Outside Corner Kit	White	2"	6"	2-1/4"	11%	34%	45%
TTDDCI-8 WHT	8" Drywall up to Drywall Inside Corner Kit	White	2"	8"	2-1/4"	11%	34%	45%
TTDDCO-8 WHT	8" Drywall up to Drywall Outside Corner Kit	White	2"	8"	2-1/4"	11%	34%	45%

Curves are limited to a minimum of 180" face-in or face-out. For more information, please see the Minimum Curve Radius Technical Memo.

\*Maximum recycled content. Recycled content varies by manufacturing plant.  
All pieces include splices and twist clips for installation.  
Additional splices and twist clips available for order.

Custom lengths available upon request.  
Additional angled corners available upon request.

## Physical Data

### MATERIAL

Extruded aluminum

### FACE DIMENSION

2-1/4"

### SURFACE FINISH

Fully Painted

### PROFILE HEIGHT

Profile dependent

### WARRANTY

10-year Limited Suspension Systems warranty increases to 30 years when installed with CertainTeed ceiling panels. Full warranty information can be found at [certainteed.com/warranty](https://certainteed.com/warranty).

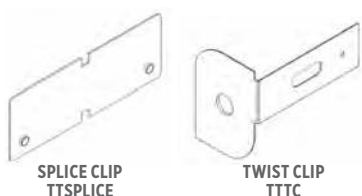


# Terminus Transitions – Semi-Concealed up to Acoustical

## Features & Benefits

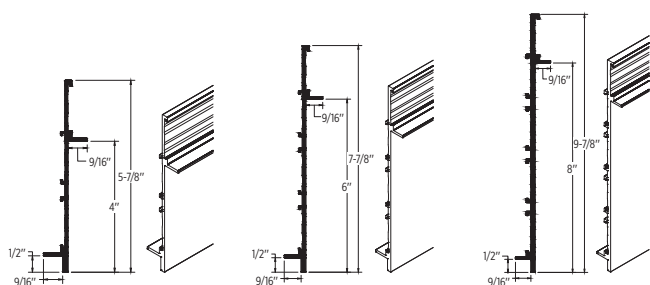
- Provides a solution for the transition of suspended semi-concealed up to acoustical ceilings
- Available with factory-mitered corner options
- Available in straight or curved (face-in or face-out)
- Available in four profile heights to transition from semi-concealed up to acoustical ceilings
- Sturdy extruded-aluminum construction with fully-painted surface
- Available in CertainTeed White and Black. Additional color options are offered through our Post-Paint process.

## System Components



For Special color options, contact your local sales representative.

## Profiles



## LEED® v4

RECYCLED CONTENT	45%	
	PRE: 11%	POST: 34%

- ✓ MR: PBT Source Reduction (Healthcare)
- ✓ EQ: Low-Emitting Material
- ✓ MR: Sourcing Raw Materials
- ✓ MR: Environmental Product Declarations (EPDs)
- ✓ MR: Construction and Demolition Waste Management Planning

LEED® is a registered trademark of the U.S. Green Building Council.

## CERTIFICATIONS & PRODUCT DECLARATIONS



EPD AVAILABLE



HPD AVAILABLE

## Declare<sup>SM</sup>

Living Building Challenge Red List Free®

Declare™ is a service mark of The International Living Future Institute.

# Terminus Transitions – Semi-Concealed up to Acoustical

Terminus Transitions - Semi-Concealed up to Acoustical	DESCRIPTION	COLOR	LENGTH (IN)	TRANSITION HEIGHT (IN)	FACE (IN)	RECYCLED CONTENT PRE*	RECYCLED CONTENT POST*	RECYCLED CONTENT TOTAL*
Straight								
T TSA-4 WHT	4" Semi-Concealed up to Acoustical Terminus Transitions	White	120"	4"	1-5/16"	11%	34%	45%
T TSA-6 WHT	6" Semi-Concealed up to Acoustical Terminus Transitions	White	120"	6"	1-5/16"	11%	34%	45%
T TSA-8 WHT	8" Semi-Concealed up to Acoustical Terminus Transitions	White	120"	8"	1-5/16"	11%	34%	45%
Curved								
T TSAR-4 WHT	Curved 4" Semi-Concealed up to Acoustical Terminus Transitions	White	120"	4"	1-5/16"	11%	34%	45%
T TSAR-6 WHT	Curved 6" Semi-Concealed up to Acoustical Terminus Transitions	White	120"	6"	1-5/16"	11%	34%	45%
T TSAR-8 WHT	Curved 8" Semi-Concealed up to Acoustical Terminus Transitions	White	120"	8"	1-5/16"	11%	34%	45%
Curves are limited to a minimum of 24" face-in or face-out. For more information, please see the Minimum Curve Radius Technical Memo.								
Corner Kits (Mitered and Welded)								
T TSACI-4 WHT	4" Semi-Concealed up to Acoustical Inside Corner Kit	White	2"	4"	1-5/16"	11%	34%	45%
T TSACO-4 WHT	4" Semi-Concealed up to Acoustical Outside Corner Kit	White	2"	4"	1-5/16"	11%	34%	45%
T TSACI-6 WHT	6" Semi-Concealed up to Acoustical Inside Corner Kit	White	2"	6"	1-5/16"	11%	34%	45%
T TSACO-6 WHT	6" Semi-Concealed up to Acoustical Outside Corner Kit	White	2"	6"	1-5/16"	11%	34%	45%
T TSACI-8 WHT	8" Semi-Concealed up to Acoustical Inside Corner Kit	White	2"	8"	1-5/16"	11%	34%	45%
T TSACO-8 WHT	8" Semi-Concealed up to Acoustical Outside Corner Kit	White	2"	8"	1-5/16"	11%	34%	45%

Curves are limited to a minimum of 24" face-in or face-out. For more information, please see the Minimum Curve Radius Technical Memo.

\*Maximum recycled content. Recycled content varies by manufacturing plant.  
All pieces include splices and twist clips for installation.  
Additional splices and twist clips available for order.

Custom lengths available upon request.  
Additional angled corners available upon request.

## Physical Data

### MATERIAL

Extruded aluminum

### FACE DIMENSION

1-5/16"

### SURFACE FINISH

Fully Painted

### PROFILE HEIGHT

Profile dependent

### WARRANTY

10-year Limited Suspension Systems warranty increases to 30 years when installed with CertainTeed ceiling panels. Full warranty information can be found at [certainteed.com/warranty](https://www.certainteed.com/warranty).

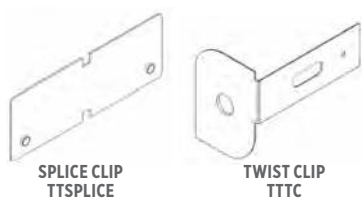


# Terminus Transitions – Semi-Concealed up to Drywall

## Features & Benefits

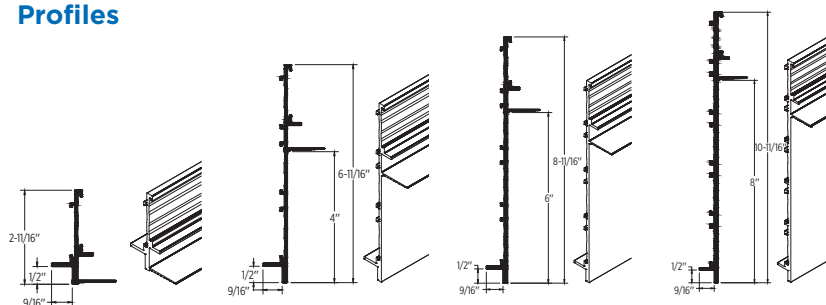
- Provides a solution for the transition of suspended semi-concealed up to drywall ceilings
- Available with factory-mitered corner options
- Available in straight or curved (face-in or face-out)
- Available in four profile heights to transition from semi-concealed up to drywall ceilings
- Sturdy extruded-aluminum construction with fully-painted surface
- Available in CertainTeed White and Black. Additional color options are offered through our Post-Paint process.

## System Components



For Special color options, contact your local sales representative.

## Profiles



## LEED® v4

RECYCLED CONTENT	45%	
	PRE: 11%	POST: 34%

- ✓ MR: PBT Source Reduction (Healthcare)
- ✓ EQ: Low-Emitting Material
- ✓ MR: Sourcing Raw Materials
- ✓ MR: Environmental Product Declarations (EPDs)
- ✓ MR: Construction and Demolition Waste Management Planning

LEED® is a registered trademark of the U.S. Green Building Council.

## CERTIFICATIONS & PRODUCT DECLARATIONS



EPD AVAILABLE



HPD AVAILABLE

## Declare<sup>SM</sup>

Living Building Challenge Red List Free®

Declare™ is a service mark of The International Living Future Institute.



# Terminus Transitions – Semi-Concealed up to Drywall

Terminus Transitions - Semi-Concealed up to Drywall	DESCRIPTION	COLOR	LENGTH (IN)	TRANSITION HEIGHT (IN)	FACE (IN)	RECYCLED CONTENT PRE*	RECYCLED CONTENT POST*	RECYCLED CONTENT TOTAL*
Straight								
TTSD FLUSH WHT	Flush Semi-Concealed up to Drywall Terminus Transitions	White	120"	—	1-13/16"	11%	34%	45%
TTSD-4 WHT	4" Semi-Concealed up to Drywall Terminus Transitions	White	120"	4"	1-13/16"	11%	34%	45%
TTSD-6 WHT	6" Semi-Concealed up to Drywall Terminus Transitions	White	120"	6"	1-13/16"	11%	34%	45%
TTSD-8 WHT	8" Semi-Concealed up to Drywall Terminus Transitions	White	120"	8"	1-13/16"	11%	34%	45%
Curved								
TTSDR FLUSH WHT	Curved Flush Semi-Concealed up to Drywall Terminus Transitions	White	120"	—	1-13/16"	11%	34%	45%
TTSDR-4 WHT	Curved 4" Semi-Concealed up to Drywall Terminus Transitions	White	120"	4"	1-13/16"	11%	34%	45%
TTSDR-6 WHT	Curved 6" Semi-Concealed up to Drywall Terminus Transitions	White	120"	6"	1-13/16"	11%	34%	45%
TTSDR-8 WHT	Curved 8" Semi-Concealed up to Drywall Terminus Transitions	White	120"	8"	1-13/16"	11%	34%	45%
Corner Kits (Mitered and Welded)								
TTSDCI FLUSH WHT	Flush Semi-Concealed up to Drywall Inside Corner Kit	White	2"	—	1-13/16"	11%	34%	45%
TTSDCO FLUSH WHT	Flush Semi-Concealed up to Drywall Outside Corner Kit	White	2"	—	1-13/16"	11%	34%	45%
TTSDCI-4 WHT	4" Semi-Concealed up to Drywall Inside Corner Kit	White	2"	4"	1-13/16"	11%	34%	45%
TTSDCO-4 WHT	4" Semi-Concealed up to Drywall Outside Corner Kit	White	2"	4"	1-13/16"	11%	34%	45%
TTSDCI-6 WHT	6" Semi-Concealed up to Drywall Inside Corner Kit	White	2"	6"	1-13/16"	11%	34%	45%
TTSDCO-6 WHT	6" Semi-Concealed up to Drywall Outside Corner Kit	White	2"	6"	1-13/16"	11%	34%	45%
TTSDCI-8 WHT	8" Semi-Concealed up to Drywall Inside Corner Kit	White	2"	8"	1-13/16"	11%	34%	45%
TTSDCO-8 WHT	8" Semi-Concealed up to Drywall Outside Corner Kit	White	2"	8"	1-13/16"	11%	34%	45%

\*Maximum recycled content. Recycled content varies by manufacturing plant.  
All pieces include splices and twist clips for installation.  
Additional splices and twist clips available for order.

Custom lengths available upon request.  
Additional angled corners available upon request.

## Physical Data

### MATERIAL

Extruded aluminum

### FACE DIMENSION

1-13/16"

### SURFACE FINISH

Fully Painted


### PROFILE HEIGHT

Profile dependent


### WARRANTY

10-year Limited Suspension Systems warranty increases to 30 years when installed with CertainTeed ceiling panels. Full warranty information can be found at [certainteed.com/warranty](https://certainteed.com/warranty).

7/8" WALL ANGLE



9/16" WALL ANGLE



2" WALL ANGLE

7/8" FLEX  
WALL ANGLE9/16" FLEX  
WALL ANGLE

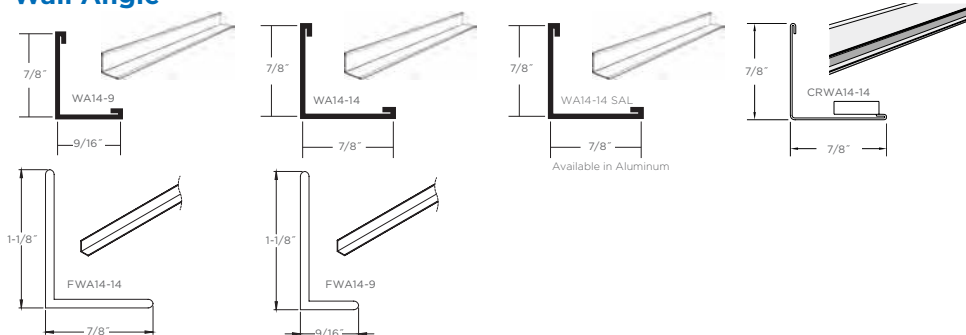
## Wall Angle Products

Create a smooth transition from ceiling to walls with wall angle products. Choose standard wall angles for popular interior designs or incorporate shadow moldings along perimeters for a reveal-edge look.

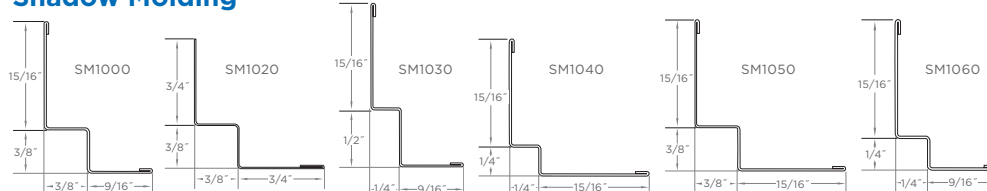
### Features & Benefits

- Variety of wall angle products lends design and installation flexibility
- Standard wall angles to complement popular interior designs
- Shadow moldings produce a reveal-edge look at perimeter installations
- Aluminum wall molding available for high-moisture applications
- Seismic-compliant options
- High recycled content
- Available in Standard White and Black. Additional color options are offered through our Post-Paint process.
- WA14-14SAL available in Standard White only. Additional color options are offered through our Post-Paint process.
- Flex Wall Angle available for ceilings terminating at curved walls or surfaces

### Wall Angle



### Shadow Molding



certainteed.com | 800.233.8990

## LEED® v4

RECYCLED CONTENT	53-88%	
	PRE: 9-19%	POST: 44-69%

- ✓ MR: PBT Source Reduction (Healthcare)
- ✓ EQ: Low-Emitting Material
- ✓ MR: Sourcing Raw Materials
- ✓ MR: Environmental Product Declarations (EPDs)
- ✓ MR: Construction and Demolition Waste Management Planning

LEED® is a registered trademark of the U.S. Green Building Council.

## CERTIFICATIONS & PRODUCT DECLARATIONS



EPD AVAILABLE



HPD AVAILABLE

### Declare<sup>SM</sup>

Living Building Challenge Red List Free®

Declare<sup>SM</sup> is a service mark of The International Living Future Institute.

**certainteed**  
SAINT-GOBAIN

# Wall Angle Products

	DIMENSIONS IN. (MM)	THICKNESS IN. (MM)	PIECES/ CARTON	FT./ CARTON	RECYCLED CONTENT PRE*	RECYCLED CONTENT POST*	RECYCLED CONTENT TOTAL*
Standard Wall Angle							
WA14-9	144 x 7/8 x 9/16 (3660 x 22 x 15)	0.018 (0.46)	40	480	19%	69%	88%
WA14-14	144 x 7/8 x 7/8 (3660 x 22 x 22)	0.018 (0.46)	40	480	19%	69%	88%
WA14-14-10	120 x 7/8 x 7/8 (3050 x 22 x 22)	0.018 (0.46)	40	400	19%	69%	88%
WA32-15	120 x 15/16 x 2 (3050 x 24 x 50)	0.018 (0.46)	20	200	19%	69%	88%
WA32-15-12	144 x 15/16 x 2 (3660 x 24 x 50)	0.018 (0.46)	20	240	19%	69%	88%
WA32-32	120 x 2 x 2 (3050 x 50 x 50)	0.018 (0.46)	20	200	19%	69%	88%
WA32-32-12	144 x 2 x 2 (3660 x 50 x 50)	0.018 (0.46)	20	240	19%	69%	88%
Specialty Wall Angle - Aluminum							
WA14-14SAL	144 x 7/8 x 7/8 (3660 x 22 x 22)	0.020 (0.51)	40	480	9%	44%	53%
Cleanroom Wall Angle							
CRWA14-14	144 x 7/8 x 7/8 (3660 x 22 x 22)	0.020 (0.51)	40	480	19%	69%	88%
Flex Wall Angle							
FWA14-14	96 x 1-1/8 x 7/8 (2438 x 29 x 22)	0.072 (1.83)	63	504	—	—	—
FWA14-9	96 x 1-1/8 x 9/16 (2438 x 29 x 14)	0.072 (1.83)	63	504	—	—	—
Shadow Molding							
SM1000	120 x 15/16 x 3/8 x 3/8 x 9/16 (3050 x 24 x 10 x 10 x 15)	0.020 (0.51)	40	400	19%	69%	88%
SM1020†	120 x 3/4 x 3/8 x 3/8 x 3/4 (3050 x 19 x 10 x 10 x 19)	0.018 (0.46)	40	400	19%	69%	88%
SM1030	120 x 15/16 x 1/2 x 1/4 x 9/16 (3050 x 24 x 13 x 6 x 15)	0.019 (0.48)	40	400	9%	44%	53%
SM1040	120 x 15/16 x 1/4 x 1/4 x 15/16 (3050 x 24 x 6 x 6 x 24)	0.019 (0.48)	40	400	9%	44%	53%
SM1050	120 x 15/16 x 3/8 x 3/8 x 15/16 (3050 x 24 x 10 x 10 x 24)	0.019 (0.48)	40	400	9%	44%	53%
SM1060	120 x 15/16 x 1/4 x 1/4 x 9/16 (3050 x 24 x 6 x 6 x 15)	0.019 (0.48)	40	400	9%	44%	53%

\*Maximum recycled content percentage. Recycled content varies by manufacturing location.

†SM1020 is not hemmed along side A.

All products except WA14-14SAL are also available in black by ordering by item number followed by color code. Example: WA14-14 BLK.

Flex Wall Angle will fit a 5-1/2" radius (both inside and outside) or larger

## Physical Data

### MATERIAL

Profile dependent

### PROFILE HEIGHT

Profile dependent

### VOC EMISSIONS

Independently certified compliant with California Department of Public Health CDPH/EHLB/Standard Method Version 1.2, 2017.

### WARRANTY

10-year Limited Suspension Systems warranty increases to 30 years when installed with CertainTeed ceiling panels. Full warranty information can be found at [certainteed.com/warranty](https://certainteed.com/warranty).





2025

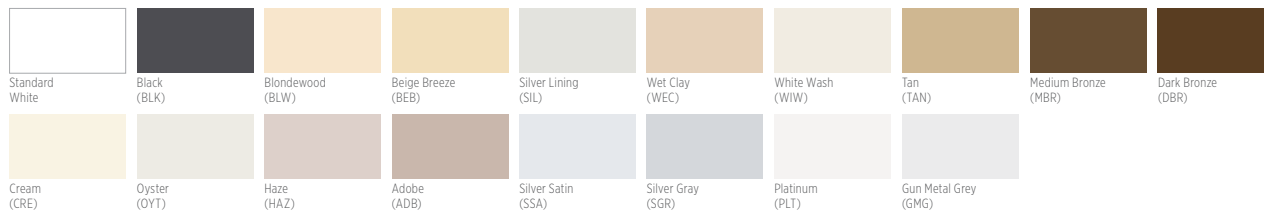
# REFERENCE SECTION

---




# STANDARD COLOR OPTIONS

## CERTAINTEED STANDARD



## ECOPHON®



## METAL CEILINGS



For Special color options, contact your local sales representative.

The colors shown have been reproduced with all the fidelity possible with commercial printing processes. Also, a specific color may appear different on one class of product than another.

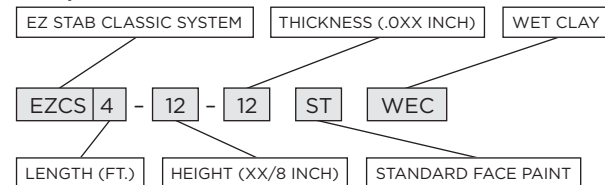
## ORDERING PAINT COLORS

When placing an order for either Standard or Special colors, please use the following naming process proceeding each catalog code:

Standard face paint: ST + 3-letter color code  
Standard 360 paint: 3T + 3-letter color code  
Special face page: SP + 3-letter color code  
Special 360 paint: 3P + 3-letter color code

**Example:**  
EZCS4-12-12 ST WEC

**Example: EZCS4-12-12 ST WEC**



# INTERFACE DETAILS | CEILINGS AND WALLS

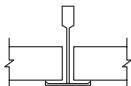
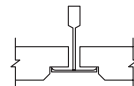
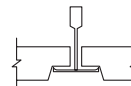
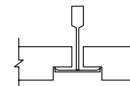
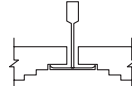
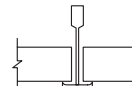
## EDGE DETAILS

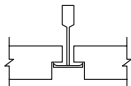
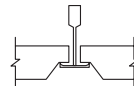
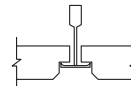
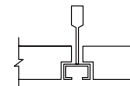
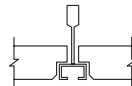
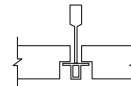
The panels within our systems are available with several specific edge designs. These designs are governed by two important parameters: the design expression of the whole ceiling and the degree of demountability.

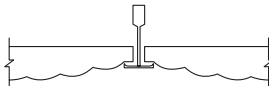
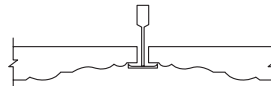
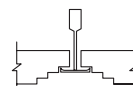
This overview presents the different design expressions and the major functions connected to each edge design. It will therefore help you find the right solution for these aspects.

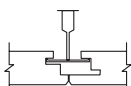
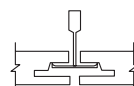
Special edge configurations are available for a variety of suspension systems. Consult with your CertainTeed Sales Representative for details.

### ACOUSTICAL EDGE DETAILS


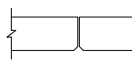

15/16" Trim Edge	15/16" Reveal Edge				9/16" Trim Edge
					
EZ Stab Classic Trim	EZ Stab Classic Corner Bevel Reveal	EZ Stab Classic Beveled Reveal	EZ Stab Classic Reveal	EZ Stab Classic Tier Reveal	EZ Stab Elite Narrow Trim

9/16" Reveal Edge					
					
EZ Stab Elite Narrow Reveal	EZ Stab Elite Narrow Beveled Reveal (Customline)	EZ Stab Elite Narrow Corner Bevel Reveal	EZ Stab Bolt Slot Narrow Reveal	EZ Stab Bolt Slot Corner Bevel Narrow Reveal	EZ Stab Tier Drop Narrow Reveal

9/16" Reveal Edge (continued)		
		
EZ Stab Elite Narrow Fluted Reveal	EZ Stab Elite Narrow Ogee Reveal	EZ Stab Elite Narrow Tier Reveal

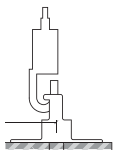
15/16" Concealed Edge	15/16" Semi-Concealed Edge
	
EZ Stab Classic Fully-concealed (Ecophon® Focus™ Ds)	EZ Stab Classic Semi-concealed (Ecophon Focus Dg)

### DIRECT-TO-DECK DETAILS

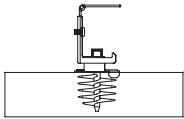
 Tongue and Groove (Ecophon Focus F)	 Beveled (Ecophon Focus B)	 Square (Ecophon Focus SQ, Solo, Akusto One)
--	--	--

# INTERFACE DETAILS | SPECIALTY CEILINGS AND WALLS

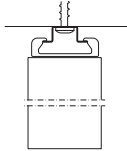
## CLOUD AND BAFFLE HANGING OPTIONS



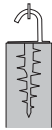
Free hanging  
(Ecophon® Solo™)



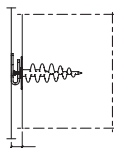
Close-to-Deck  
(Ecophon Solo)



Baffle Anchor  
(Ecophon Solo)



Baffle Hook  
(Ecophon Solo)



Baffle on Wall  
(Ecophon Solo)

## ECOPHON EDGE DETAILS



Wall Panel  
(Ecophon Solo Cloud)  
Ecophon Akusto One



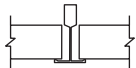
Wall Panel  
(Ecophon Solo Cloud)  
Ecophon Akusto One



Wall Panel  
Ecophon® Hygiene  
Advance™

## WOOD CEILINGS EDGE DETAILS - LAY-IN PANELS

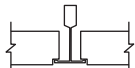
### 15/16" Trim Edge      15/16" Reveal Edge



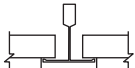
EZ Stab Classic Trim  
(Panels)  
Special Order



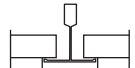
EZ Stab Classic Reveal  
(Panels)



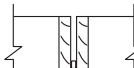
Flush Reveal  
(Panels)  
Special Order



EZ Stab Classic Reveal  
Horizontal Blades  
(Lay-In Grilles)

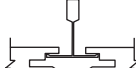


EZ Stab Classic Reveal  
Vertical Blades  
(Lay-In Grilles)

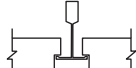


Flush Reveal  
(Open Cell)

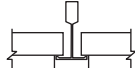
### 15/16" Semi-Concealed Edge      9/16" Reveal Edge



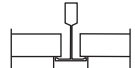
Semi-Concealed EZ Stab Classic  
(Panels)



EZ Stab Elite Narrow Reveal  
(Panels)



EZ Stab Elite Narrow Reveal  
Horizontal Blades  
(Lay-In Grilles)



EZ Stab Elite Narrow Reveal  
Vertical Blades  
(Lay-In Grilles)

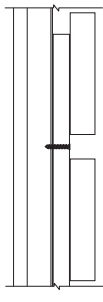
## WOOD WALL INSTALL OPTIONS



Acoustic Plank  
(Closed Reveal Linear Plank)



Felt Reveal Open Reveal Planks  
(Linear Plank)



Direct-Attach  
(Panelized Linear & Grille Modules)


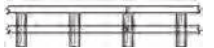

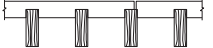



Z-Clip Attachment  
Walls  
(Panels)

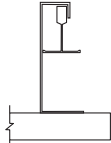
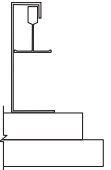
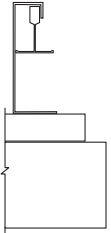
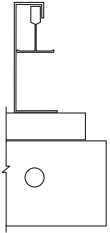
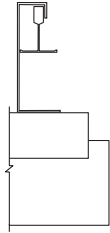


# INTERFACE DETAILS | SPECIALTY CEILINGS AND WALLS

## WOOD GRILLE MODULE INSTALLATION OPTIONS

Direct Mount - Ceilings and Walls				15/16" Grid (Dowel Clip)
				
<b>Backer Grille</b> Direct Mount (Grid Structure) 15/16" Stab Classic Grid Grid Clip/Furring Clip Concealed Access (C-Hanger)	<b>Backer Grille</b> Direct Mount (Grid Structure) 15/16" Stab Classic Grid Grid Clip/Furring Clip Concealed Access (C-Hanger)	<b>Flexible Backer Grille</b> Direct Mount (Grid/Structure)	<b>Notched Backer Grille</b> Direct Mount (Grid Structure) 15/16" Stab Classic Grid Concealed Access (C-Hanger)	<b>Wood Dowel Grille</b> 15/16" Grid Dowel Clip (Ceilings Only)

## WOOD CEILINGS CONCEALED ACCESS INSTALLATION OPTIONS

15/16" Grid				
				
Concealed Access C-Hanger Ceilings (Panels)	Concealed Access C-Hanger Ceilings (Panelized Linear)	Backer C Hanger Ceilings (Grille Modules)	Backer & Dowel C Hanger Ceilings (Grille Modules)	Notched Backer C Hanger Ceilings (Grille Modules)

EDGE DETAIL SPECIFICATIONS | ACOUSTICAL

T TRIM EDGES (T)  
15/16" & 9/16" GRID

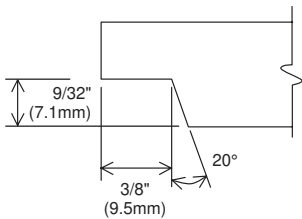


AVAILABLE PRODUCTS:

Adagio**	Envirogard™*	School Board®*	Symphony <i>m</i> 80 Rx*
Adagio High CAC*	Fine Fissured*	Sereno™ Fine Fissured*	Theatre® Black <i>f</i> *
Aquarock™*	Fine Fissured High NRC*	Symphony® <i>f</i> *	Versatone™
Baroque™*	Gyptone® BASE 31™*	Symphony <i>f</i> Rx*	Vinylrock™*
Cashmere®*	Gyptone LINE 4™*	Symphony <i>m</i> *	VinylShield™*
Cashmere High NRC*	Gyptone POINT 11™*	Symphony <i>m</i> High NRC*	
Ecophon® Akusto™ One	Gyptone QUATTRO 20™*	Symphony <i>m</i> High CAC*	
Ecophon Focus™ A*	Gyptone SIXTO 60™*	Symphony <i>m</i> Rx*	
Ecophon Solo™ Clouds	Open Plan™*	Symphony <i>m</i> 70*	
Ecophon Solo Baffles	Sand Micro™*	Symphony <i>m</i> 70 Rx*	

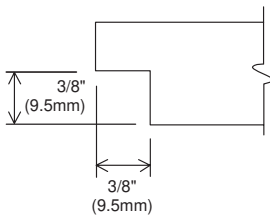
\*compatible with  
9/16" EZ Stab Elite Narrow

RE REVEAL EDGES (RE)  
15/16" GRID



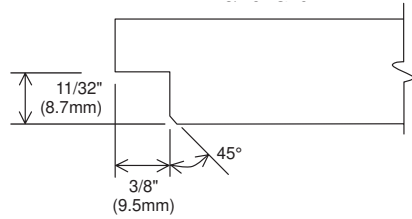
AVAILABLE PRODUCTS:

Baroque  
Cashmere  
Cashmere High NRC  
Fine Fissured  
Fine Fissured High NRC  
Sand Micro  
Sereno Fine Fissured



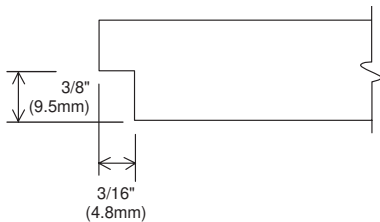
AVAILABLE PRODUCTS:

Adagio  
Adagio High CAC  
Symphony *f*  
Symphony *f* Rx  
Symphony *m* 70 Rx  
Symphony *m* 80 Rx



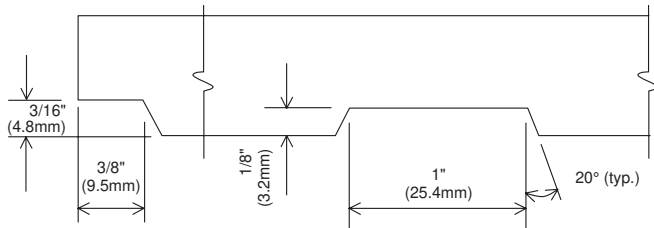
AVAILABLE PRODUCTS:

Symphony *m*  
Symphony *m* High NRC  
Symphony *m* High CAC



AVAILABLE PRODUCTS:

Ecophon Focus (E24)



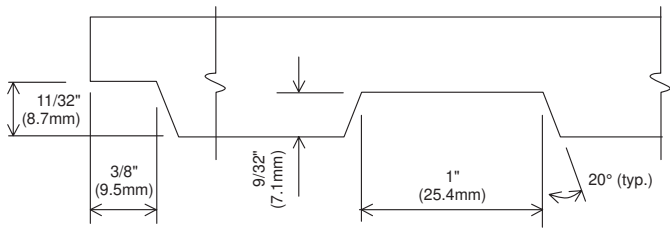
CUSTOMLINE® PROTECTONE® VERSION  
AVAILABLE PRODUCTS:

Baroque Customline Protectone  
Fine Fissured Customline Protectone

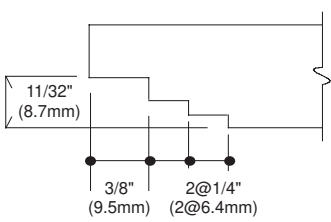
EDGE DETAIL SPECIFICATIONS | ACOUSTICAL

EDGE DETAIL KEY: **T** Trim **RE** Reveal **NR** Narrow Reveal **SC** Semi-Concealed **FC** Fully-Concealed **TG** Tongue & Groove **A** Additional

**RE** REVEAL EDGES (RE) - *CONTINUED*  
15/16" GRID

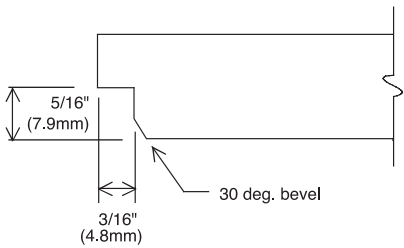


**CUSTOMLINE® SAFETONE VERSION AVAILABLE PRODUCTS:**  
Baroque™ Customline  
Cashmere® Customline  
Fine Fissured Customline  
Sand Micro™ Customline

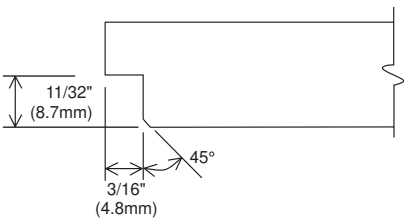


**TIER STEP EDGE AVAILABLE PRODUCTS:**  
Cashmere Style Edge

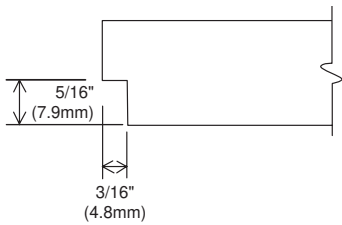
**NR** NARROW REVEAL EDGES (NR)  
9/16" GRID



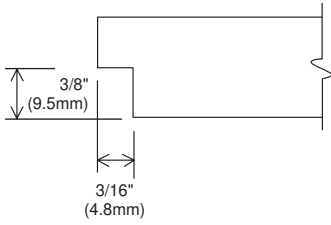
**AVAILABLE PRODUCTS:**  
Baroque  
Cashmere  
Cashmere High NRC  
Fine Fissured  
Sand Micro  
Serenio™ Fine Fissured



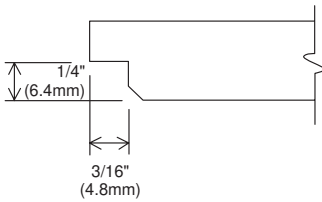
**AVAILABLE PRODUCTS:**  
Symphony® *m*  
Symphony® *m* High NRC  
Symphony *m* High CAC



**AVAILABLE PRODUCTS:**  
Adagio®  
Adagio High CAC  
Symphony *f*  
Symphony *f* Rx  
Symphony *m* 70 Rx  
Symphony *m* 80 Rx



**AVAILABLE PRODUCTS:**  
Ecophon® Focus™ (E15)

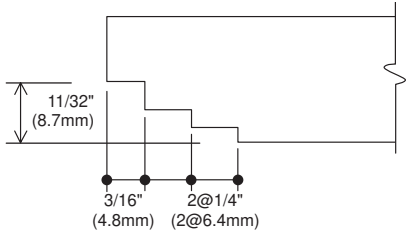
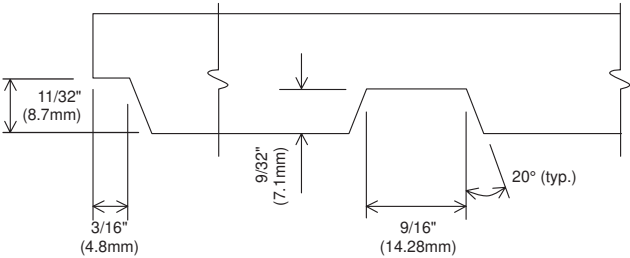


**AVAILABLE PRODUCTS:**  
Gyptone® BASE 31™  
Gyptone LINE 4™  
Gyptone POINT 11™  
Gyptone QUATTRO 20™  
Gyptone SIXTO 60™

EDGE DETAIL SPECIFICATIONS | ACOUSTICAL

NR

NARROW REVEAL EDGES (NR) - CONTINUED  
9/16" GRID

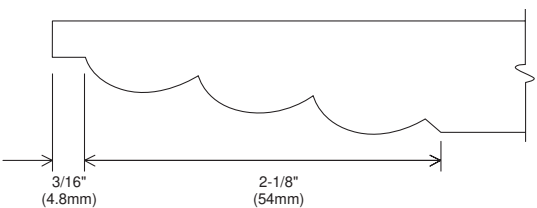
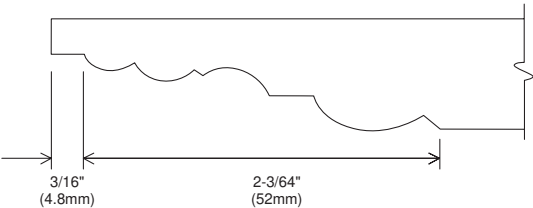


CUSTOMLINE® SAFETONE VERSION AVAILABLE PRODUCTS:

- Baroque™ Customline
- Cashmere® Customline
- Fine Fissured Customline

TIER STEP EDGE AVAILABLE PRODUCTS:

- Cashmere Style Edge



OGEE EDGE AVAILABLE PRODUCTS:

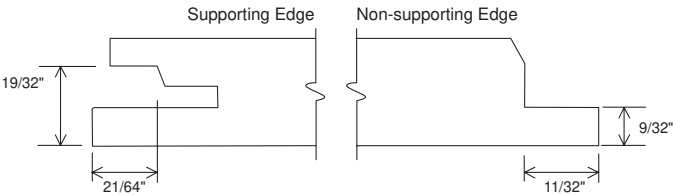
- Cashmere Style Edge

FLUTED EDGE AVAILABLE PRODUCTS:

- Cashmere Style Edge

SC

SEMI-CONCEALED EDGES (SC)  
15/16" EZ Stab Classic



AVAILABLE PRODUCTS:

- Ecophon® Focus™ Dg



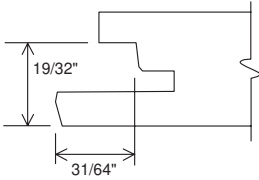
# EDGE DETAIL SPECIFICATIONS | ACOUSTICAL

EDGE DETAIL KEY: **T** Trim    **RE** Reveal    **NR** Narrow Reveal    **SC** Semi-Concealed    **FC** Fully-Concealed    **TG** Tongue & Groove    **A** Additional

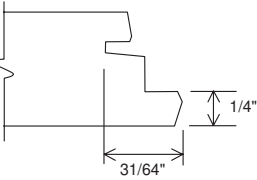
**FC**

FULLY-CONCEALED EDGES (FC)  
15/16" GRID

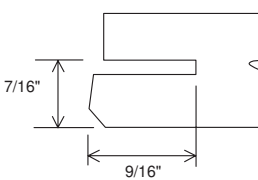
Lead Supporting Edge



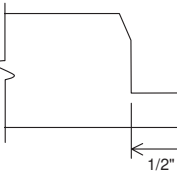
Opposite Side Supporting Edge



Non-supporting Edge (4x4 only)



Non-supporting Edge

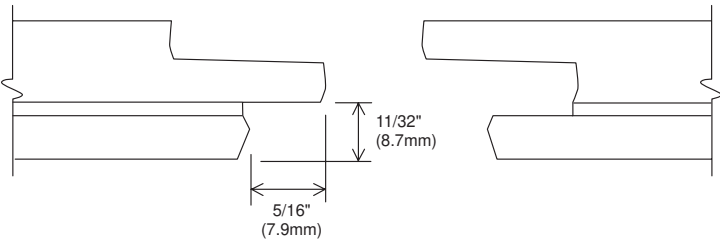


AVAILABLE PRODUCTS:  
Ecophon Focus Ds

# EDGE DETAIL SPECIFICATIONS | WALL PANELS AND DIRECT-TO-DECK

**TG**

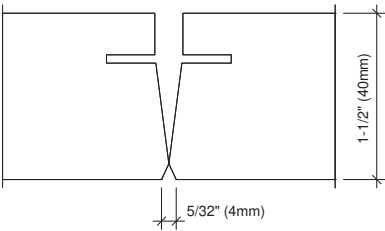
TONGUE & GROOVE EDGES (TG)




AVAILABLE PRODUCTS:  
Ecophon Focus F

**A**


ADDITIONAL EDGE DETAILS




KERFED EDGE AVAILABLE PRODUCTS:  
Ecophon Akusto™ Wall C Super G  
Ecophon Akusto Wall C Texona



WALL PANEL SQUARE EDGE AVAILABLE PRODUCTS:  
Ecophon Akusto One  
Ecophon Solo Cloud  
Ecophon Solo Baffle




DIRECT-TO-DECK SQUARE EDGE AVAILABLE PRODUCTS:  
Ecophon Focus SQ  
Ecophon Akusto One  
Ecophon Solo Cloud



DIRECT-TO-DECK BEVELED EDGE AVAILABLE PRODUCTS:  
Ecophon Focus B


EDGE DETAIL SPECIFICATIONS | WOOD CEILINGS AND WALLS

T TRIM EDGES (T)

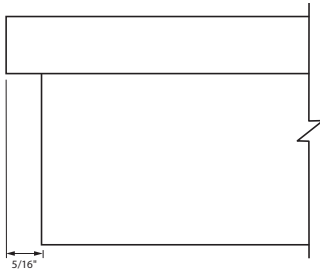


AVAILABLE PRODUCTS:  
Panels

RE REVEAL EDGES (RE)




AVAILABLE PRODUCTS:  
Panels



AVAILABLE PRODUCTS:  
Lay-In Grille Vertical

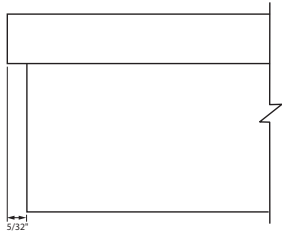


AVAILABLE PRODUCTS:  
Lay-In Grille Horizontal




FLUSH REVEAL EDGE  
AVAILABLE PRODUCTS:  
Panels  
Open Cell


NR NARROW REVEAL EDGES (NR)




AVAILABLE PRODUCTS:  
Lay-In Grille Vertical



AVAILABLE PRODUCTS:  
Lay-In Grille Horizontal



NARROW REVEAL  
AVAILABLE PRODUCTS:  
Panels



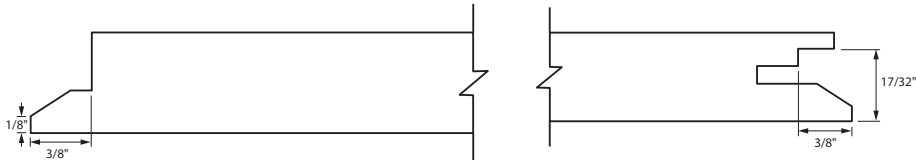
FLUSH NARROW REVEAL  
AVAILABLE PRODUCTS:  
Panels

# EDGE DETAIL SPECIFICATIONS | WOOD CEILINGS AND WALLS

EDGE DETAIL KEY: **T** Trim    **RE** Reveal    **NR** Narrow Reveal    **SC** Semi-Concealed    **FC** Fully-Concealed    **CA** Concealed Access    **A** Additional

**SC**

SEMI-CONCEALED EDGES (SC)  
15/16" EZ Stab Classic



AVAILABLE PRODUCTS:  
Panelized Linear

**A**

ADDITIONAL EDGE DETAILS



SQUARE EDGE  
Z-CLIP ATTACHMENT  
AVAILABLE  
PRODUCTS:  
Panels



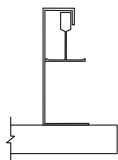
DIRECT MOUNT SQUARE EDGE  
AVAILABLE PRODUCTS:  
Panelized Linear



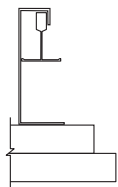
OPEN REVEAL  
AVAILABLE PRODUCTS:  
Linear Planks

**CA**

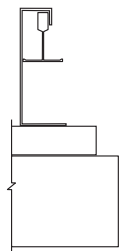
CONCEALED ACCESS EDGE DETAILS (CA)



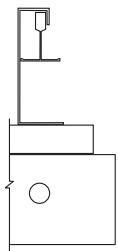
CONCEALED  
ACCESS  
AVAILABLE  
PRODUCTS:  
Panels



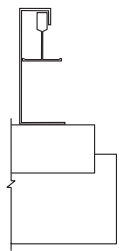
CONCEALED  
ACCESS  
BACKER  
AVAILABLE  
PRODUCTS:  
Panelized Linear



CONCEALED  
ACCESS  
BACKER  
& DOWEL  
AVAILABLE  
PRODUCTS:  
Grille Modules



CONCEALED  
ACCESS  
NOTCHED  
BACKER  
AVAILABLE  
PRODUCTS:  
Grille Modules



CONCEALED  
ACCESS  
NOTCHED  
BACKER  
AVAILABLE  
PRODUCTS:  
Grille Modules

## CERTAINTEED POST-PAINT PROCESS

Our newly expanded post-paint process allows for any CertainTeed suspension system product to be painted in a variety of new colors – matching all CertainTeed colors along with any Sherwin-Williams® color requested by the customer. We can also match any color if a color sample is provided.

The post-paint process can be applied to the “face” of the product – where just the exposed surface of the capping is painted – or a complete 360° of the product – where the whole grid is painted (the web, bulb, capping, etc.).

Not only does this improvement provide greater color flexibility, it also addresses traceability in the process.

### NEW & IMPROVED POST-PAINT PROCESS!

- Match any CertainTeed color
- Match any Sherwin-Williams® color with paint code provided
- Match any color for which a color sample is provided

### WORKS FOR THE FOLLOWING CERTAINTEED SUSPENSION SYSTEMS:

- EZ Stab Systems
- 1-1/2” Drywall System
- Terminus Trim



**360° Painting**



**Face Painting**



# POST-PAINT COLOR ORDERING PROCESS

## For Products in **STANDARD/NON-STANDARD** Colors:

**YOU** place the order for the painted finished material, with the CertainTeed three-letter color code (Standard Color) or a color code from Sherwin Williams®, Benjamin Moore®, etc. (Non-Standard Color)

**WE'LL** generate the PO

**YOU'LL** receive ETA for shipment

- Material pulled from inventory onsite and painted
- Finished material shipped to customer

**WE'LL** send you the invoice directly

**YOU'LL** then receive the goods, invoice, and Explanation of Payment (EOP)

## For Products in **SPECIAL** Colors:

**YOU** place the order for the painted finished material

**WE'LL** generate the PO and request the paint color sample

**WE'LL** match the color and then route a color sample for your approval

- If you approve the color match, we'll continue on to the next steps in the process
- If you do not approve the color match, we'll continue the matching process until you are satisfied

**YOU'LL** receive ETA for shipment

- Material pulled from inventory onsite and painted
- Finished material shipped to customer

**WE'LL** send you the invoice directly

**YOU'LL** then receive the goods, invoice, and Explanation of Payment (EOP)

## COLOR DEFINITIONS


**Standard:** Any existing CertainTeed color.

**Non-Standard:** Any color outside of the CertainTeed offering that has an established color code from Sherwin Williams®, Benjamin Moore®, etc.

**Special:** Any color that has not been previously matched or does not have a color code established. Samples must be provided for Special colors to be matched.

Sherwin Williams® and Benjamin Moore® are registered trademarks of their respective holders. Use of them does not imply any affiliation with or endorsement by them.





Our L'Anse, Michigan manufacturing facility receives 100% renewable electricity from the nearby Warden Electric biomass power plant, which burns waste wood to generate power. Excess steam from the utility is also channeled to our factory, reducing overall natural gas consumption.



# CEILINGS RECYCLING PROGRAM

## ELIGIBILITY GUIDELINES AND PROGRAM PROCEDURES

For many years, CertainTeed has implemented programs for protecting and improving the environment with an ongoing corporate goal of building responsibly. With this philosophy in mind, CertainTeed Architectural operates a program across North America that includes the recycling of ceiling panels. The following outlines the program:

1. Acceptance or rejection of panels for the recycling program will be determined solely by CertainTeed
  - *No additional steps should be performed until notification of acceptance is provided by CertainTeed.*
2. Panels CANNOT be accepted if they:
  - a) Have vinyl or foil adhered to front or back
  - b) materials or components differing from current raw materials used in the production of new CertainTeed Architectural products (i.e., borates, wood fiber, cane fiber, gypsum, etc.)
  - c) Contain asbestos
  - d) Contain unacceptable levels of hazardous materials, VOCs (i.e., formaldehyde, etc.)
  - e) Contain the presence of odor, mold, mildew, or other contaminants
  - f) Were manufactured prior to 1980
  - g) Contain paint not applied by the original manufacturer
  - h) Have been painted with dark or metallic paint
3. The new panels being supplied to the project must be manufactured by CertainTeed Architectural.
4. The return quantity from the project cannot be greater than the new quantity purchased for the project.
5. Panels can be those manufactured by CertainTeed Architectural or other reputable manufacturers where technical specifications are available.
6. Samples of each ceiling type proposed for return must each have an original manufacturer's production code date visible on the back side of the panel. These panels are then to be forwarded to CertainTeed Technical Development Center in Malvern, Pennsylvania for evaluation and approval. (See "Testing Procedure Requirements" below)
  - *Any material delivered to the plant not matching the samples sent for evaluation/approval will forfeit the recycling project and the material will be returned to the customer at their expense.*

### TESTING PROCEDURE REQUIREMENTS

It is the responsibility of the CertainTeed Architectural representative, upon site inspection, to complete a Ceilings Recycling Program Testing and Certification Form. The completed form and all supporting materials, including a Material Safety Data Sheet (MSDS) or Safety Data Sheet (SDS), must accompany the material submitted for testing.

Send two unbroken 2' x 2' project samples\* of each ceiling type proposed for recycling to:

**CertainTeed Innovation Center / Malvern Innovation Center**  
**Attn: Ceilings Recycling Program**  
**18 Moores Road**  
**Malvern, PA 19355**

*\*It is required that each panel sample has the manufacturer's production code date visible on the backside.*

Upon the completion of testing, the customer will receive written notification of the results.

FIRE RESISTANCE TIME-RATED DESIGNS

UL FIRE RESISTIVE ASSEMBLIES

Fire Ratings specified in this section pertain to UL Classifications which are based on standard test method ANSI/UL263, ASTM E119, UBC 7-1, NFPA 251, CAN/ULC - S101M

FLOOR/CEILING ACOUSTICAL ASSEMBLIES¹

Type of construction	Maximum time rating (hrs)	UL design number	Concrete thickness (in.)	Panel or tile size (in.)	Panel type²	Edge detail allowed³	Panel or tile thickness (in.)	Minimum fixture area (ft²/100 ft²)	Maximum duct area (in²/100 ft²)	Grid system
Concrete on metal lath or corrugated steel deck, steel joists	2	G208	2-1/2	24 x 24 24 x 36 24 x 48 24 x 60 20 x 60	Wet-Felted/G2	T, R, G	5/8 3/4	25	576	15/16" FireSecure Stab
Concrete on metal lath, steel joists	2	G218	2-1/2	24 x 24 24 x 36 24 x 48	Wet-Felted/G2	T, R, G	5/8 3/4	25	576	15/16" FireSecure Stab
Concrete on metal lath, steel joists	2	G248	2-1/2	24 x 24 24 x 36 24 x 48	Wet-Felted/G2	T, R, G	5/8 3/4	—	—	15/16" FireSecure Stab
Concrete on metal lath or corrugated steel deck, steel joists	2	G255	2-1/2	24 x 48 20 x 60	Wet-Felted/G2	T, R, G	5/8 3/4	24	576	15/16" FireSecure Stab
Wood deck	1	L201	—	24 x 24 24 x 36 24 x 48	Wet-Felted/G2	T, R	5/8 3/4	8	25	15/16" FireSecure Stab

ROOF/CEILING ACOUSTICAL ASSEMBLIES¹

Type of construction	Maximum time rating (hrs)	UL design number	Concrete thickness (in.)	Panel or tile size (in.)	Panel type²	Edge detail allowed³	Panel or tile thickness (in.)	Minimum fixture area (ft²/100 ft²)	Maximum duct area (in²/100 ft²)	Grid system
BUR, modified or single-ply over steel deck, steel joists	1	P204	—	24 x 24 24 x 36 24 x 48	Wet-Felted/G2	T, R	5/8 3/4	16	57	15/16" FireSecure Stab
BUR, modified, single-ply or metal over steel deck, steel joists	1.5	P259	—	24 x 24 24 x 36 24 x 48 20 x 60	Wet-Felted/G2	T, R	5/8 3/4	24	576	15/16" FireSecure Stab
BUR, modified or single-ply over gypsum concrete, steel joists	1	P260	—	24 x 48	Wet-Felted/G2	T	5/8 3/4	16	288	15/16" FireSecure Stab
BUR, modified or single-ply over cellular, vermiculite or perlite concrete, steel joists	1	P261	—	24 x 24 24 x 36 24 x 48 20 x 60	Wet-Felted/G2	T	5/8 3/4	24	113	15/16" FireSecure Stab
BUR, modified or single-ply over insulating concrete, steel deck, steel joists	1	P264	2-1/4	24 x 48	Wet-Felted/G2	T	5/8 3/4	24	255	15/16" FireSecure Stab
BUR, modified, single-ply or metal over mineral fiber or gypsum boards, steel deck, steel joists	2	P266	—	24 x 48	Wet-Felted/G2	T	5/8 3/4	24	576	15/16" FireSecure Stab

PANEL AND TILE TYPES:

1. Class A, B or C roof coverings may be applied directly to the concrete or wood surface of floor/ceiling designs being used as roof/ceiling designs without a reduction of the fire resistance rating.
2. Wet-Felted/G2: Wet-Felted Protectone® – Baroque™, Baroque Customline®, Cashmere®, Fine Fissured, Fine Fissured Customline, School Board®.
3. Edge Detail Types: T = Trim (Square) Edge; R = Reveal Edge; G = Reveal Edge, Grooved Face (Customline).

The information contained in this table is intended only to be used as a guide. For detailed time-rated assembly information, refer to the latest Underwriters Laboratories Inc. Fire Resistance Directory (ul.com).



## ULC FIRE RESISTIVE ASSEMBLIES

Fire ratings specified in this section pertain to ULC Classifications which are based on standard test method ANSI/UL 263, ASTM E 119, UBC 7-1, NFPA 251, CAN/ULC – S101M

## FLOOR/CEILING ACOUSTICAL ASSEMBLIES<sup>1</sup>

Type of construction	Maximum time rating (hrs)	ULC design number	Concrete thickness (mm)	Panel or tile size (mm)	Panel or tile type <sup>2</sup>	Edge detail allowed <sup>3</sup>	Panel or tile thickness (mm)	Minimum fixture area (m <sup>2</sup> /10 m <sup>2</sup> )	Maximum duct area (m <sup>2</sup> /10 m <sup>2</sup> )	Grid system
Concrete on corrugated steel deck	2	D203	—	600 x 600 600 x 1200 500 x 1500	Wet-Felted/G2	T	16	2.5	0.035	15/16" FireSecure Stab
Concrete on corrugated steel deck	2	D205	—	600 x 1200 500 x 1500	Wet-Felted/G2	T	16	2.5	—	15/16" FireSecure Stab
Concrete on metal lath, steel joists	2	G208	—	600 x 600 600 x 1200 600 x 1500 500 x 1500	Wet-Felted/G2	T	16	2.5	0.4	15/16" FireSecure Stab
Concrete on metal lath, steel joists	2	G218	—	600 x 600 600 x 1200 500 x 1500	Wet-Felted/G2	T	16	2.5	0.4	15/16" FireSecure Stab
Concrete on metal lath, steel joists	2	I210	—	600 x 600 600 x 1200 500 x 1500	Wet-Felted/G2	T	16	—	—	15/16" FireSecure Stab
Concrete on metal lath, steel joists	1	I211	—	600 x 600 600 x 1200 500 x 1500	Wet-Felted/G2	T	16	0.8	0.017	15/16" FireSecure Stab
Wood deck	1	L201	—	600 x 600 600 x 1200 500 x 1500	Wet-Felted/G2	T	16	0.8	0.02	15/16" FireSecure Stab

## ROOF/CEILING ACOUSTICAL ASSEMBLIES<sup>1</sup>

Type of construction	Maximum time rating (hrs)	ULC design number	Concrete thickness (mm)	Panel or tile size (mm)	Panel or tile type <sup>2</sup>	Edge detail allowed <sup>3</sup>	Panel or tile thickness (mm)	Minimum fixture area (m <sup>2</sup> /10 m <sup>2</sup> )	Maximum duct area (m <sup>2</sup> /10 m <sup>2</sup> )	Grid system
BUR, modified or single-ply over steel deck, steel joists	1	R224	—	600 x 600 600 x 1200	Wet-Felted/G2	T	16	1.6	0.21	15/16" FireSecure Stab

## PANEL AND TILE TYPES:

- Class A, B or C roof coverings may be applied directly to the concrete or wood surface of floor/ceiling designs being used as roof/ceiling designs without a reduction of the fire resistance rating.
- Wet-Felted/G2: Wet-Felted Protectone® – Baroque™, Baroque Customline®, Cashmere®, Fine Fissured, Fine Fissured Customline, School Board®.
- Edge Detail Types: T = Trim (Square) Edge; R = Reveal Edge; G = Reveal Edge, Grooved Face (Customline).

**The information contained in this table is intended only to be used as a guide. For detailed time-rated assembly information, refer to the latest Underwriters Laboratories Inc. Fire Resistance Directory (ul.com).**

## HOLD-DOWN CLIPS IN TIME-RATED ASSEMBLIES (PROTECTONE® PANELS)

For many years, Underwriters Laboratories Inc. required the use of hold-down clips in all rated lay-in panel assemblies. Based on evaluations of data regarding gas pressures developed in fires, UL revised their requirements as follows: "Hold-down clips are not required for assemblies incorporating ceiling panels weighing not less than one pound per square foot."

All Protectone lay-in panels are manufactured at densities providing a weight per square foot of 1 pound or more. As such, hold-down clips are not required to comply with the UL Designs. Local authorities having jurisdiction should be consulted for requirements of local codes.

FIRE RESISTANCE TIME-RATED DESIGNS

UL FIRE RESISTIVE ASSEMBLIES

Fire Ratings specified in this section pertain to UL Classifications which are based on standard test method ANSI/UL263, ASTM E119, UBC 7-1, NFPA 251, CAN/ULC - S101M

FLOOR/CEILING DRYWALL ASSEMBLIES

Type of construction	Maximum time rating (hrs)	UL design number	Concrete thickness (in.)	Number of drywall layers	Minimum drywall thickness (in.)	Maximum fixture penetration (ft <sup>2</sup> /100 ft <sup>2</sup> )	Maximum duct penetration (ft <sup>2</sup> /100 ft <sup>2</sup> )	Drywall grid system
Concrete on metal lath or corrugated steel deck, steel joists	2	D501	2-1/2"	1	1/2	N/A	N/A	CertainTeed DWS <sup>1</sup>
Concrete on metal lath or corrugated steel deck, steel joists	2	D502	2-1/2"	1	1/2	24	144	CertainTeed DWS <sup>1</sup>
Concrete on metal lath or corrugated steel deck, steel joists	2	D503	2-1/2"	1	1/2	One 6" diameter fixture per 25 ft <sup>2</sup>	N/A	CertainTeed DWS <sup>1</sup>
Concrete on metal lath or corrugated steel deck, steel joists	2	G041	2-1/2"	1	1/2	15.3	54	CertainTeed DWS <sup>1</sup>
Concrete on metal lath or corrugated steel deck, steel joists	1	G041	2-1/2"	1	1/2	15.3	54	CertainTeed DWS <sup>1</sup>
Concrete on metal lath or corrugated steel deck, steel joists	2	G523	2-1/2"	1	1/2	24	144	CertainTeed DWS <sup>1</sup>
Concrete on metal lath or corrugated steel deck, steel joists	2	G524	2-1/2"	1	1/2	One fixture per 100 ft <sup>2</sup>	144	CertainTeed DWS <sup>1</sup>
Concrete on metal lath or corrugated steel deck, steel joists	2	G526	2-1/2"	1	1/2	24	56.5	CertainTeed DWS <sup>1</sup>
Concrete on metal lath or corrugated steel deck, steel joists	2	G527	2-1/2"	1	1/2	N/A	N/A	CertainTeed DWS <sup>1</sup>
Concrete on metal lath or corrugated steel deck, steel joists	1-1/2	G528	2-1/2"	1	1/2	N/A	N/A	CertainTeed DWS <sup>1</sup>
Concrete on metal lath or corrugated steel deck, steel joists	2	G529	2-1/2"	1	1/2	24	57	CertainTeed DWS <sup>1</sup>
Concrete on metal lath or corrugated steel deck, steel joists	2	G553	2-1/2"	1	1/2	N/A	N/A	CertainTeed DWS <sup>1</sup>
Wood Deck	1	L502	—	1	1/2	N/A	99	CertainTeed DWS <sup>1</sup>
Wood Deck	1	L508	—	1	1/2	N/A	99	CertainTeed DWS <sup>1</sup>
Wood Deck	1	L513	—	1	1/2	N/A	99	CertainTeed DWS <sup>1</sup>
Wood Deck	1	L515	—	1	1/2	N/A	99	CertainTeed DWS <sup>1</sup>
Wood Deck	1	L525	—	1	1/2	24	113	CertainTeed DWS <sup>1</sup>
Wood Deck	1	L526	—	1	1/2	24	100	CertainTeed DWS <sup>1</sup>
Wood Deck	1	L529	—	1	1/2	24	113	CertainTeed DWS <sup>1</sup>

- 1. Maximum 50" cross tee
- 2. Maximum 72" cross tee

The information contained in this table is intended only to be used as a guide. For detailed time-rated assembly information, refer to the latest Underwriters Laboratories Inc. Fire Resistance Directory (ul.com).

## ROOF/CEILING DRYWALL ASSEMBLIES

Fire Ratings specified in this section pertain to UL Classifications which are based on standard test method ANSI/UL263, ASTM E119, UBC 7-1, NFPA 251, CAN/ULC - S101M

Type of construction	Maximum time rating (hrs)	ULC design number	Concrete thickness (inches)	Number of drywall layers	Minimum drywall thickness (inches)	Maximum fixture penetration (ft <sup>2</sup> /100 ft <sup>2</sup> )	Maximum duct penetration (ft <sup>2</sup> /100 ft <sup>2</sup> )	Drywall grid system
BUR, modified or single-ply over steel deck, steel joists	1-1/2	P506	—	1	5/8	24	113	CertainTeed DWS <sup>1</sup>
BUR, modified or single-ply over steel deck, steel joists	1	P508	—	1	5/8	24	144	CertainTeed DWS <sup>1</sup>
BUR, modified or single-ply over steel deck, steel joists	1	P509	—	1	5/8	24	144	CertainTeed DWS <sup>1</sup>
BUR, modified or single-ply over steel deck, steel joists	1-1/2	P510	—	1	5/8	24	113	CertainTeed DWS <sup>1</sup>
BUR, modified or single-ply over steel deck, steel joists	1-1/2	P513	—	1	5/8	24	144	CertainTeed DWS <sup>1</sup>
BUR, modified or single-ply over steel deck, steel joists	2	P514	—	1	5/8	24	255	CertainTeed DWS <sup>1</sup>
BUR, modified or single-ply over steel deck, steel joists	2	P560	—	1	5/8	15.3	54	CertainTeed DWS <sup>1</sup>

## ULC FIRE RESISTIVE ASSEMBLIES

### FLOOR/CEILING DRYWALL ASSEMBLIES

Type of construction	Maximum time rating (hrs)	ULC design number	Concrete thickness (inches)	Number of drywall layers	Minimum drywall thickness (inches)	Maximum fixture penetration (ft <sup>2</sup> /100 ft <sup>2</sup> )	Maximum duct penetration (ft <sup>2</sup> /100 ft <sup>2</sup> )	Drywall grid system
Concrete on metal lath or corrugated steel deck, steel joists	2	G021	2-1/2	1	1/2	15.3	54	CertainTeed DWS <sup>1</sup>
Concrete on metal lath or corrugated steel deck, steel joists	1	G021	2-1/2	1	1/2	15.3	54	CertainTeed DWS <sup>2</sup>

## ROOF/CEILING DRYWALL ASSEMBLIES

Type of construction	Maximum time rating (hrs)	ULC design number	Concrete thickness (inches)	Number of drywall layers	Minimum drywall thickness (inches)	Maximum fixture penetration (ft <sup>2</sup> /100 ft <sup>2</sup> )	Maximum duct penetration (ft <sup>2</sup> /100 ft <sup>2</sup> )	Drywall grid system
BUR, modified or single-ply over steel deck, steel joists	2	R503	—	1	5/8	15.3	54	CertainTeed DWS <sup>1</sup>

1. Maximum 50" cross tee

2. Maximum 72" cross tee

The information contained in this table is intended only to be used as a guide. For detailed time-rated assembly information, refer to the latest Underwriters Laboratories Inc. Fire Resistance Directory (ul.com).

# ORDERING GUIDE

## TERMS AND CONDITIONS OF SALE – ARCHITECTURAL/CEILINGS – US & CANADA

All sales are subject to CertainTeed's terms and condition of sale, located at [www.certainteed.com/terms-and-conditions-sale-architectural/ceilings-us-canada](http://www.certainteed.com/terms-and-conditions-sale-architectural/ceilings-us-canada).

**NOTE:** For detailed ordering and logistics guidance, please refer to our Service Charters.

## SPECIAL NOTES

### DESIGN AND INSTALLATION RECOMMENDATIONS (FOR NON-GYPTONE® PRODUCTS)

#### TEMPERATURE – HUMIDITY

Particular emphasis must be given to the status of all interior wet work at job sites.

Acoustical ceiling products are designed to be interior finish materials suitable for installation within a normal occupancy temperature range of 60°F to 85°F (16-29°C) with relative humidity no higher than 70% (certain products can withstand higher temperature and humidity conditions of 104°F (40°C) and 90% or 95% relative humidity). Prior to installation, all plastering, concrete, or other wet work must be completed and dry. All windows and doors must be properly installed. Furthermore, heating, ventilating, and air conditioning systems should be installed and in operation as necessary to assure proper temperature and humidity conditions before, during, and after installation of the acoustical material. If using the ceiling plenum as a return air duct, caution should be exercised such that any introduction of outside air does not cause the plenum to exceed the recommended humidity levels.

These ceiling materials should be stored at temperature and humidity conditions not exceeding maximums shown in the previous section, and must not come in direct contact with water or moisture. Materials exposed to direct water or moisture must not be installed. Conditioning of material near the actual design environment is the ideal situation.

#### LIGHTING

In considering job conditions and standards which affect the appearance of the completed ceiling installation, it is recommended that the lighting selected be the type that will enhance the ceiling rather than create an adverse or unsatisfactory appearance. Factors influencing ceiling appearance are: intensity of light, height of ceiling, direction of light including outside light through windows, and mounting of fixtures.

The most critical of these is the direction of the light source in relation to the ceiling plane. Low angle light, whether from a fixture or from the building exterior, accentuates normal ceiling plane irregularities adversely affecting the final appearance of the installation.

#### THERMAL INSULATION ABOVE SUSPENDED CEILINGS

The practice of installing fiberglass insulation on the back of suspended ceilings (backloading) is generally not advised. The proper location for insulation materials is in the roof structure, because this places the dew point outside of the plenum thereby avoiding condensation damage to the grid, tile, light fixtures, etc. If other job considerations require insulation to be installed on the back of the ceiling, the following points must be carefully considered.

1. If the ceiling must be insulated, only non-faced insulation may be used. If using batt insulation the panel sizes are limited to 24" x 24" only.
2. Rolls are preferable to batts. Rolls span multiple cross tees with only occasional contact with the back of acoustical material.
3. Insulation must weigh not more than 0.26 lb./sq. ft. (Approximately 6" (R19) of fiberglass insulation) when back-loading mineral, fiberglass (24" x 24" and 24" x 48" panels only) and composite ceiling products. 5/8" Versatone™ and 5/8" Theatre® Black fiberglass products may not be backloaded with insulation. Acoustical materials are not structural and excessive weight can cause the ceiling to sag or even fall.
4. Insulation must weigh not more than 0.52 lb./sq. ft. (approximately 13" (R38) of fiberglass insulation) when back-loading gypsum ceiling products.

5. Insulation must be applied perpendicular to the suspension cross tees so that the grid carries the main load of insulation.

6. Insulation must not be placed on the back of Protectone® fire resistance rated ceilings, unless specifically allowed by the specific time-rated design being considered.

7. A professional engineer must be consulted for the design of the plenum venting system to preclude condensation in the plenum.

CERTAINTEED WILL NOT BE RESPONSIBLE FOR DAMAGE OR FAILURE OF THE ACOUSTICAL MATERIAL, GRID, LIGHT FIXTURE, STRUCTURE, ETC. DUE TO CONDENSATION, OR EXCESSIVE LOADING ON THE BACK OF THE CEILING.

#### INSTALLATION OF SPEAKERS AND SPOTLIGHTS

CertainTeed's ceiling panels shall not be used to support the weight of speakers, grills, spotlights and the like, either wholly or in part. Components such as these must be supported independently of the ceiling panels themselves.



## SPECIAL NOTES

### TECHNICAL INFORMATION FOR GYPTONE® LAY-IN CEILING PANELS

#### LIMITATIONS

Gyptone panels are unsuitable for use in areas subject to continuously damp or humid conditions or subjected to temperatures consistently above 120°F (49°C).

#### HANDLING AND STORAGE

These ceiling materials should be stored at temperatures and humidity conditions not exceeding maximums shown in previous sections, and should not come in direct contact with water or moisture. Materials exposed to direct moisture or water must not be installed. Conditioning of material near the actual design environment is the ideal situation. Always wear clean gloves when handling Gyptone panels.

#### FIRE PERFORMANCE

The exposed surface of Gyptone panels achieves a Class A rating as a result of the performance when tested in accordance with ASTM E 84.

Gyptone ceilings provide good fire performance owing to the unique behavior of the non-combustible gypsum core when subjected to high temperatures.

#### ACOUSTIC PERFORMANCE SOUND ABSORPTION

Gyptone LINE 4™, POINT 11™, Sixto 60™ and QUATTRO 20™ provide sound absorption when used in conjunction with an air space behind the ceiling.

An increase in NRC will be realized by the addition of an unfaced insulation blanket (CertainTeed) across the back of a Gyptone ceiling.

Refer to the applicable product page for specific information.

#### SOUND ATTENUATION

Gyptone® LINE 4™, POINT 11™, Sixto 60™ and QUATTRO 20™ are perforated panels with an integral acoustic tissue designed to provide sound absorption within the area they are installed. Where room to room sound insulation is required, the Ceiling Attenuation Class (CAC) can be increased to 35 dB with the inclusion of an unfaced insulation blanket (CertainTeed) across the back of a Gyptone ceiling.

#### SITE WORK INSTALLATION

Gyptone ceiling panels are installed in exposed tee grid systems.

#### MAINTENANCE

Always wear clean gloves when handling Gyptone panels.

Apply a soft, dry cloth or vacuum with a soft bristle brush when cleaning Gyptone panels.

Gyptone panels can be re-painted, if required, using a roller and a suitable acrylic, vinyl latex or alkyd paint. When re-painting 2" x 2" Gyptone tiles you must prime the surface first. The perforated panels should not be spray painted so as not to impair the sound absorption performance. However, please be advised that painting the surface of a Gyptone® panel will void the warranty and terminate the product's Class A fire classification.

### SITE CONDITIONS FOR WOOD PANELS

Wood panels must be acclimatized for 72 hours prior to installation. Maintain relative humidity between 25% and 55% and temperature between 50°F and 89°F for the life of the product.

Wood is a natural material with varying grain and color characteristics. Characteristics may vary from panel to panel.

## WARRANTY

### CERTAINTEED OFFERS THE FOLLOWING PRODUCT WARRANTY COVERAGE:

- CERTAINTEED ACOUSTICAL CEILINGS AND SUSPENSION SYSTEMS: 30-YEAR LIMITED WARRANTY
- CERTAINTEED ACOUSTICAL CEILINGS: 10-YEAR 104/90 LIMITED WARRANTY
- CERTAINTEED ACOUSTICAL CEILINGS: 10-YEAR 104/95 LIMITED WARRANTY
- CERTAINTEED SUSPENSION SYSTEMS: 10-YEAR LIMITED WARRANTY
- CERTAINTEED ECOPHON ACOUSTICAL CEILINGS: 10-YEAR LIMITED WARRANTY
- CERTAINTEED ECOPHON FADE: 1-YEAR LIMITED WARRANTY
- CERTAINTEED METAL CEILINGS AND WALLS: 1-YEAR LIMITED WARRANTY
- CERTAINTEED WOOD CEILINGS AND WALLS: 1-YEAR LIMITED WARRANTY
- CERTAINTEED WOOD CEILINGS FOR EXTERIOR SOFFIT APPLICATIONS 1-YEAR LIMITED WARRANTY
- CERTAINTEED FELT CEILINGS AND WALLS: 1-YEAR LIMITED WARRANTY
- CERTAINTEED DECOUSTICS: 1-YEAR LIMITED WARRANTY
- CERTAINTEED DECOUSTICS CLEAN-AIR CLARO: 2-YEAR LIMITED WARRANTY

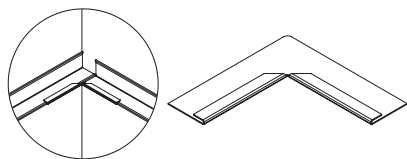
PLEASE VISIT [CERTAINTEED.COM/ARCHITECTURAL](https://www.cerainteed.com/architectural) FOR DETAILED WARRANTY INFORMATION ON ALL CERTAINTEED ARCHITECTURAL PRODUCTS.

# ACOUSTICAL & DRYWALL SUSPENSION SYSTEMS ACCESSORIES

CertainTeed Architectural offers a variety of acoustical and drywall suspension systems accessories to complement various ceiling applications.

## ACOUSTICAL SUSPENSION SYSTEMS ACCESSORIES

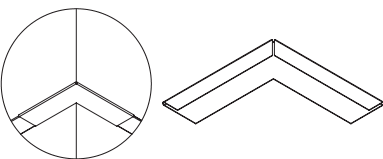
**Inside Corner Caps:** Slips easily over 7/8" and 9/16" Wall Angle to trim inside corners.



100 pieces/carton - CertainTeed White

**IC-14:** 7/8" Inside Corner Cap  
**IC-9:** 9/16" Inside Corner Cap

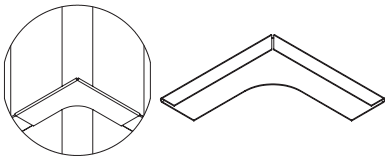
**Outside Corner Caps:** Slips easily over 7/8" and 9/16" Wall Angle to trim outside corners.



100 pieces/carton - CertainTeed White

**OC-14:** 7/8" Outside Corner Cap  
**OC-9:** 9/16" Outside Corner Cap

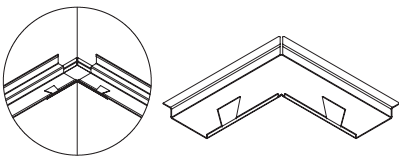
**Bullnose Corner Caps:** Slips over 7/8" and 9/16" wall angle to accommodate radius block walls. Radius available in 3/4" and 1". Also available in field-cut corner.



100 pieces/carton - CertainTeed White

**BCA-14:** Adjustable Bullnose Corner Cap  
**BC-14-12:** 7/8" Bullnose Corner Cap 3/4 Radius  
**BC-14-16:** 7/8" Bullnose Corner Cap 1" Radius  
**BC-9-12:** 9/16" Bullnose Corner Cap 3/4" Radius  
**BC-9-16:** 9/16" Bullnose Corner Cap 1" Radius

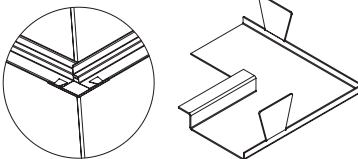
**Shadow Molding Inside Corner Caps:**  
Slips over shadow molding to easily trim inside corners.



100 pieces/carton - CertainTeed White

**IC-1000:** SM 1000 Inside Corner Cap  
**IC-1020:** SM 1020 Inside Corner Cap  
**IC-1030:** SM 1030 Inside Corner Cap  
**IC-1040:** SM 1040 Inside Corner Cap  
**IC-1050:** SM 1050 Inside Corner Cap  
**IC-1060:** SM 1060 Inside Corner Cap

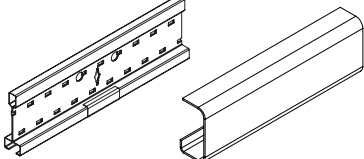
**Shadow Molding Outside Corner Caps:**  
Slips over shadow molding to easily trim outside corners.



100 pieces/carton - CertainTeed White

**OC-1000:** SM 1000 Outside Corner Cap  
**OC-1020:** SM 1020 Outside Corner Cap  
**OC-1030:** SM 1030 Outside Corner Cap  
**OC-1040:** SM 1040 Outside Corner Cap  
**OC-1050:** SM 1050 Outside Corner Cap  
**OC-1060:** SM 1060 Outside Corner Cap

**Notch Covers:** Utilized to cover exposed miters when installing the EZ Stab Bolt Slot System.

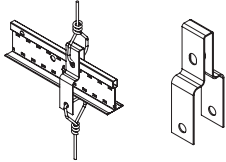


100 pieces/carton - CertainTeed White

**BSNC18:** 1/8" Bolt Slot Cover  
**BSNC14:** 1/4" Bolt Slot Cover

## ACOUSTICAL SUSPENSION SYSTEMS ACCESSORIES

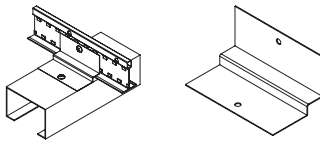
**Direct Load Clip:** Enables hanging a ceiling or an accessory below an existing 15/16" grid, by transferring weight directly to the hanger wire above.



150 pieces/carton - Metal

**DLC:** Direct Load Clip

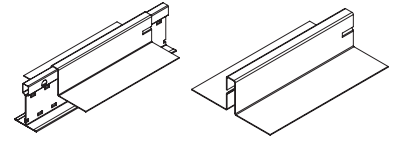
**Partition Clip:** Secures partition track to suspension system. Can be flipped for use for 9/16" or 15/16" system.



100 pieces/carton - Metal

**CTPC:** CT Partition Clip

**Exterior Hold Down Clip:** Used for lay-in ceiling panels and drywall; inhibits upward movement.



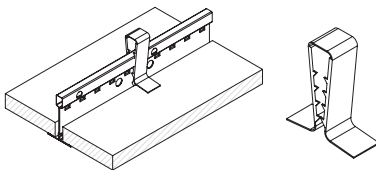
100 pieces/carton - Metal

**HDC-1-2:** 1/2" Exterior Hold Down Clip

**HDC-5-8:** 5/8" Exterior Hold Down Clip

**HDC-3-4:** 3/4" Exterior Hold Down Clip

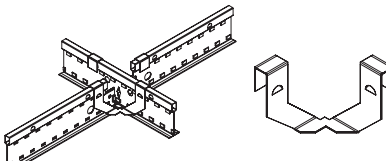
**Adjustable Hold Down Clip:** Inhibits uplift of lay-in ceiling panels. Interior applications only.



1,000 pieces/carton - Black

**AHD:** Adjustable Hold Down Clip

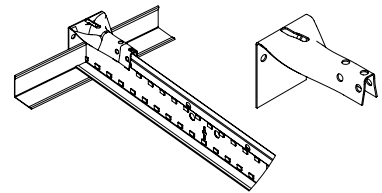
**Light Support Clip:** Utilized with 9/16" grid to increase the corner size to 15/16" when installing light fixtures designed for 15/16" systems.



100 pieces/carton - CertainTeed White

**LSC:** Light Support Clip

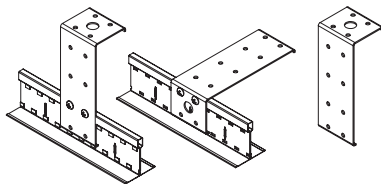
**Molding Attachment Clip:** Used to secure a hidden connection between main runners or cross tees to wall angle to avoid using pop rivets.



100 pieces/carton - Metal

**CTMC:** Molding Clip

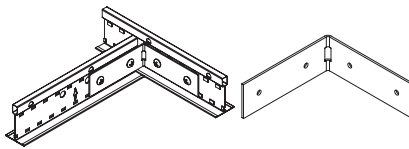
**Direct Fixing Bracket:** Used to attached main runners to the structures in applications with shallow plenums.



70 pieces/carton - Metal

**DFB:** Direct Fixing Bracket

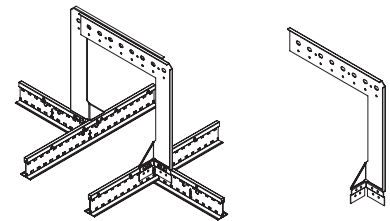
**L-Bracket:** Used to secure field cut Cross Tees to Main Runners.



200 pieces/carton- Metal

**LBRC:** L-Bracket


**SmartFit Yoke:** Two-piece system with pre-drilled holes every inch, the SmartFit Yoke allows for common 4", 6" and 8" fixtures and channels (100 mm and 150 mm fixtures are also supported). Is designed to be compatible with the entire line of CertainTeed acoustical and drywall suspension systems.



20 pieces/carton - Metal

**SFYK:** SmartFit Yoke

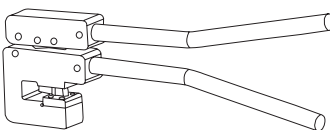
**Hanger Wire:** 12 Gage (2.05mm) - Used to hang suspended ceilings from building structure.



12' Lengths (3660mm) - Metal

**HW12:** 12' Hanger Wire

**Slot Punches:** Used to add a rout hole wherever one is needed on a main runner or cross tee.

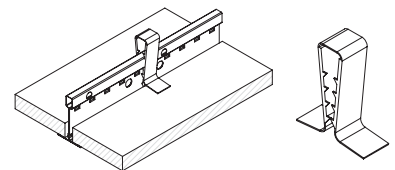


1 piece/carton

**EZSLOTTER:** EZ Stab Slot Punch

**SLOTTERR:** Drywall Grid Slot Punch

**Plastic Adjustable Hold Down Clip:** Inhibits uplift of lay-in ceiling panels. Interior applications only.



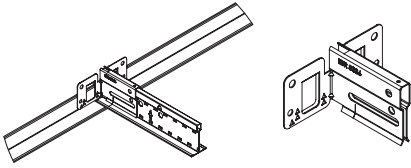
200 pieces/carton - Black

**PAHD:** Plastic Adjustable Hold Down Clip

## ACOUSTICAL SUSPENSION SYSTEMS ACCESSORIES

### SEISMIC ACCESSORIES

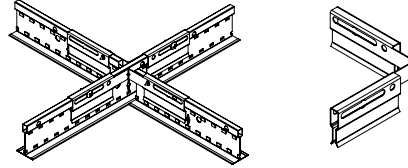
**Seismic Perimeter Clip:** Connects the main runner or cross tee to the wall angle allowing for alternative seismic applications.



100 pieces/carton - Metal

**CTSPC-2:** Seismic Perimeter Clip

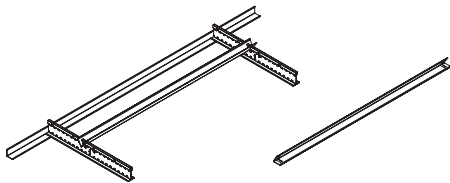
**Seismic Transition Clip:** Connects main runners and cross tees to aesthetically mask the presence of a separation joint.



100 pieces/carton - Metal

**CTSTJ:** Seismic Transition Joint Clip

**Stabilizer Bar:** Used for lateral bracing at ends of Main Runners and Cross Tees in seismic applications.

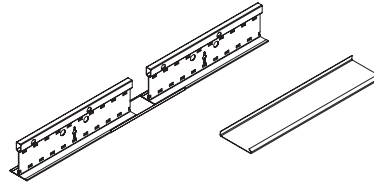


40 pieces/carton

**STBAR-2:** 2' Stabilizer Bar

**STBAR-4:** 4' Stabilizer Bar (3 Slots)

**Seismic Sleeves:** Aesthetically covers a required break in ceilings over 2,500 sq ft for seismic applications.



100 pieces/carton - CertainTeed White

**Sleeve916:** 9/16" Seismic Sleeve

**Sleeve1516:** 15/16" Seismic Sleeve

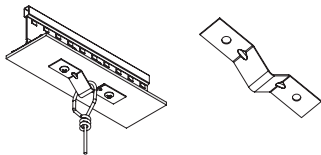
**Sleeve1/8:** 1/8" Bolt Slot Seismic Sleeve

**Sleeve1/4:** 1/4" Bolt Slot Seismic Sleeve

**SleeveTD:** Tier Drop Seismic Sleeve

### DRYWALL SUSPENSION SYSTEMS ACCESSORIES

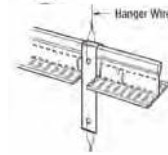
**Drywall Fastener Clip:** Enables suspending a second suspension system below the existing drywall ceiling through the supporting structure.



150 pieces/carton - Metal

**DFC:** Drywall Fastener Clip

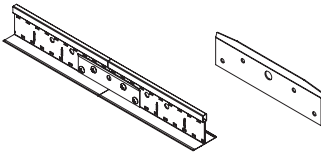
**2-Layer Drywall Clip:** Enables suspending a grid system below an existing ceiling, transferring the load to the hanger wire above.



150 pieces/carton - Metal

**2LC:** 2-Layer Drywall Clip

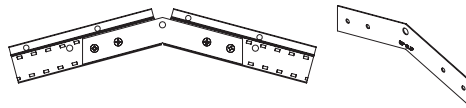
**Splice Clip:** Connects cut ends of drywall suspension systems components. Also, can be used to create a radius.



200 pieces/carton - Metal

**DWSC:** Drywall Splice Clip

**Angle Brackets:** Allows Drywall Ceilings to be installed at a variety of angles.



250 pieces/carton - Metal

**B30:** 30-degree Angle Bracket

**B45:** 45-degree Angle Bracket

**B60:** 60-degree Angle Bracket

**B90:** 90-degree Angle Bracket





## ALPHABETICAL BY ITEM NUMBER | ACCESSORIES

PRODUCT NUMBER/NAME		PAGE	PRODUCT NUMBER/NAME		PAGE
<b>WOOD INSTALLATION ACCESSORIES</b>			<b>ECOPHON ACCESSORIES</b>		
--	Custom Blind Blade	193	2630 0016	Connect One Hook Fixing	31
C-101	3" Alignment Splice Plate	180	2630 0132	Connect Direct Fixing Plate (Akusto™ Wall C)	34, 37
C-108	Semi-Concealed Safety Clip	210	2630 0149	Connect Direct Fixing Plate (Focus F)	53
C-109	15/16" Dowel Clips	193	2630 0187	Connect Wall Spring Spacer	53, 56, 61
C-110	Furring Clip	180	2630 0196	Connect Hold Down Clip Ds and Dg	56, 61
C-111	2-Piece Locking Grid Clip	180	2630 0214	Connect Fixing Bracket	34, 37
C-123	Narrow Reveal & Semi-Concealed Reversible Edge Clip	198, 210	2630 1219	Connect Spline, Black	34, 37, 53
C-124	Backer Mounting Clip	174, 175, 193	2630 0381	Connect Edge Stiffener	61
<b>WOOD TRIM AND WOOD TRIM ACCESSORIES</b>			2630 0525	Connect Wall Bracket Space Bar	60
1015T4 ___	4" x 96" x 3/4" Trim, Veneer Finishes	174, 180, 186, 193, 198, 204, 210	2630 0546	Connect Edge Clip	56
1025T6 ___	6" x 96" x 3/4" Trim, Veneer Finishes	174, 180, 186, 193, 198, 204, 210	2630 0547	Connect Dg 20 Support Clip	56, 60
1105T4 ___	4" x 96" x 3/4" Trim, Solid Wood Finishes	174, 180, 186, 193, 204	2630 0548	Connect Dg 25 Support Clip	56
1105T6 ___	6" x 96" x 3/4" Trim, Solid Wood Finishes	174, 180, 186, 193, 204	2630 0553	Connect Space Bar Winch	61
<b>GYPTONE® BIG™ &amp; BIG CURVE ACCESSORIES</b>			2630 0577	Connect Space Bar	60
5200412213	C-Channel	158, 162	2630 0691	Connect Edge Sealant - White	49, 53, 56, 60, 68, 72
5200412216	Z-Channel	158, 162	2630 0716	Connect Wall Fixing (stainless steel)	64
5200412717	QSTR 25 Screw - Gyptone BIG	158	2630 0824	Connect Wall Bracket T-Profile	56, 60
5200428548	Sixto 63 Access Panel	158	2630 0933	Connect WP Profile Splice	34, 37
5200428567	Quattro 41 Access Panel	158	2631 1050	Connect WP Space Bar, Galvanized	34, 37
5200428576	Quattro 46 Access Panel	158	2631 1051	Connect WP Profile, Connect White 03	34, 37
5200428599	Line 6 Access Panel	158	2631 1052	Connect WP Profile, Connect Natural 02	34, 37
5200609148	QSC 25 Screw - Gyptone BIG Curve	162	2631 1057	Connect WP External Corner, Connect White 03	34, 37
<b>ECOPHON® SOLO™ CLOUDS AND BAFFLES ACCESSORIES</b>			2631 1058	Connect WP External Corner, Connect Grey 02	34, 37
2630 0047	Baffle Wall Fixing	68	2631 1059	Connect WP External Corner, Connect Black 01	34, 37
2630 0048	Connect Absorber Bracket	72	2631 1074	Connect WP Profile, Connect - Black 01	34, 37
2630 0049	Connect Absorber Bracket	72	2631 1080	Connect Perimeter Tile Clip	56, 61
2630 0362	Connect Baffle Profile	68	2631 1255	Connect One Trim	31
2630 1201	Connect Baffle Clip	68	2647 2177	Connect One Absorber Anchor	31
2631 1271	Connect Baffle Anchor	68	<b>STANDARD ACCESSORIES</b>		
2631 1272	Connect Baffle Hook	68	1170-SEL-1	Mineral Fiber Edge Sealant	130, 136, 140
2631 1768	Connect Guiding Pin	68	1190-SEL-1	Envirogard™ Edge Sealant	152
2631 1770	Connect Profile Connector	68	1400-SEL-1	Fiberglass Edge Sealant	80, 84, 104
2647 2171	Connect Absorber Anchor Bit	72	STBAR-2	2' Stabilizer Bar	49, 56, 60, 80, 136, 329
2647 2270	Connect Absorber Anchor	72	STBAR-4	4' Stabilizer Bar	49, 60, 80, 136, 329
2647 2290	Connect Absorber Anchor	72			
2647 4174	Connect Adjustable Wire Hanger	68, 72			
2647 4180	Connect Adjustable Wire Hanger	68, 72			

## ALPHABETICAL BY ITEM NUMBER | ACCESSORIES

PRODUCT NUMBER/NAME		PAGE
<b>SUSPENSION SYSTEM ACCESSORIES</b>		
AHD	Adjustable Hold Down Clip	237, 241, 248, 253, 257, 260, 264, 328
PAHD	Plastic Adjustable Hold Down Clip	244, 246, 328
BSNC14	1/4" Bolt Slot Notch Cover – White, for 1/4" EZ Stab BS Systems	229, 327
BSNC18	1/8" Bolt Slot Notch Cover – White, for 1/8" EZ Stab BS Systems	233, 327
DLC	Direct Load Clip	248, 253, 257, 260, 264, 328
EZSLOTTER	Slot Punch	237, 244, 246, 248, 253, 257, 260, 328
HW12	Hanger Wire 12' (3660 mm) 12 Gage (2.05 mm)	229, 233, 237, 241, 246, 248, 253, 257, 260, 264, 269, 328
IC-14	7/8" Inside Corner Cap (22.23 mm)	253, 257, 264, 327
OC-14	7/8" Outside Corner Cap (22.23 mm)	253, 257, 264, 327
SFYK	SmartFit Yoke	229, 233, 237, 241, 248, 253, 257, 260, 264, 328
SSHW12	Hanger Wire 12' (3660 mm) 12 gage (2.05 mm)	244, 246
<b>SEISMIC ACCESSORIES</b>		
CTSPC-2	Seismic Perimeter Clip	229, 233, 237, 241, 248, 253, 257, 260, 264, 329
CTSTJ	Seismic Transition Joint Clip	229, 233, 237, 241, 248, 253, 257, 260, 264, 329
SLEEVE916	9/16" Sleeve	237, 329
SLEEVE1516	15/16" Sleeve	248, 253, 257, 260, 264, 329
SLEEVE 1/81/8"	Bolt Slot Seismic Sleeve	233, 329
SLEEVE 1/41/4"	Bolt Slot Seismic Sleeve	229, 329
SLEEVE TD	Tier Drop Seismic Sleeve	241, 329
<b>DRYWALL INSTALLATION ACCESSORIES</b>		
2LC	2-Layer Drywall Clip	269, 329
B30	30-degree Angle Bracket	269, 329
B45	45-degree Angle Bracket	269, 329
B60	60-degree Angle Bracket	269, 329
B90	90-degree Angle Bracket	269, 329
DFB	Direct Fixing Bracket	269, 329
DFC	Drywall Fastener Clip	269, 329
DWSC	Splice Clip	269, 329
HW12	Hanger Wire 12' (3660 mm) 12 Gage (2.05 mm)	269, 328
LBRC	L-Bracket	269, 328
SLOTTER1	Slot Punch	269, 328
SFYK	SmartFit Yoke	269, 328
<b>QUICKSPAN™ ACCESSORIES</b>		
DFB	Direct Fixing Bracket	273, 328
LBRC	L-Bracket	273, 328
QSSC1	QuickSpan Support Clip	272, 273
QSLC12-14-20	12" QuickSpac Locking Channel G40	272, 287

2025

# PRODUCT GUIDE

STANDARD CEILINGS, WALLS, SUSPENSION SYSTEMS & TRIM

FIBERGLASS | MINERAL FIBER | GYPSUM | METAL | QUICK SHIP WOOD & METAL

## FIND A CEILINGS REPRESENTATIVE

[certainteed.com/find-a-rep](https://certainteed.com/find-a-rep)

## COMPARE CEILING PRODUCTS

[certainteed.com/compareceilingproducts](https://certainteed.com/compareceilingproducts)

## BUILD A SUBMITTAL

[certainteed.com/build-a-submittal](https://certainteed.com/build-a-submittal)



Learn about CertainTeed Ceiling and Wall Solutions at

[certainteed.com/architectural](https://certainteed.com/architectural)

or call Customer Service at **800-233-8990**