

## ENVIRONMENTAL PRODUCT DECLARATION

# APP-MODIFIED ASPHALT ROOFING

CERTAINTEED ROOFING

TORCH APPLIED BASE AND CAP SHEETS



APP-Modified roofing products are manufactured with atactic polypropylene infused asphalt which increases material strength and toughness, especially in high UV areas. APP-Modified roofing products are torch applied and are available with fire resistance coatings.



CertainTeed Corporation, a subsidiary of Saint-Gobain, is a leading North American manufacturer of building materials, which include commercial and residential roofing, vinyl siding, trim, fence, railing and decking, as well as interior building materials including gypsum, ceilings, and insulation. CertainTeed, and Saint-Gobain, are committed to providing sustainable building products and to limiting our impacts on the environment while doing so. (See our CSR at <https://www.saint-gobain.com/en/commitments/saint-gobains-csr-commitments>.)

We are also committed to market transparency through third party verified EPDs. In 2016, Saint-Gobain became the group with the most EPDs registered in the International EPD System. This third party verified EPD for Commercial Roofing continues that commitment.

For more information visit:  
[www.CertainTeed.com](http://www.CertainTeed.com)



# ENVIRONMENTAL PRODUCT DECLARATION

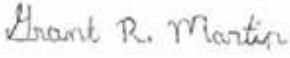



APP-Modified Asphalt Commercial Roofing  
Torch Applied

According to ISO 14025, ISO  
21930:2017 & EN 15804:2012

This declaration is an environmental product declaration (EPD) in accordance with ISO 14025. EPDs rely on Life Cycle Assessment (LCA) to provide information on a number of environmental impacts of products over their life cycle. **Exclusions:** EPDs do not indicate that any environmental or social performance benchmarks are met, and there may be impacts that they do not encompass. LCAs do not typically address the site-specific environmental impacts of raw material extraction, nor are they meant to assess human health toxicity. EPDs can complement but cannot replace tools and certifications that are designed to address these impacts and/or set performance thresholds – e.g. Type 1 certifications, health assessments and declarations, environmental impact assessments, etc. **Accuracy of Results:** EPDs regularly rely on estimations of impacts, and the level of accuracy in estimation of effect differs for any particular product line and reported impact. **Comparability:** EPDs are not comparative assertions and are either not comparable or have limited comparability when they cover different life cycle stages, are based on different product category rules or are missing relevant environmental impacts. EPDs from different programs may not be comparable.



PROGRAM OPERATOR	UL Environment	
DECLARATION HOLDER	CertainTeed Corporation	
DECLARATION NUMBER	4789064623.101.1	
DECLARED PRODUCT	APP-Modified Asphalt Commercial Roofing: Torch applied	
REFERENCE PCR	UL Part B: Asphalt Shingles, Built-up Asphalt Membrane Roofing and Modified Bituminous Membrane Roofing v.2.0 July 2019	
REFERENCE PCR STANDARD	<input checked="" type="checkbox"/> EN 15804 (2012) <input type="checkbox"/> ISO 21930 (2007) <input checked="" type="checkbox"/> ISO 21930 (2017)	
DATE OF ISSUE	April 1, 2020	
PERIOD OF VALIDITY	5 Years	
CONTENTS OF THE DECLARATION	Product definition and information about building physics Information about basic material and the material's origin Description of the product's manufacture Indication of product processing Information about the in-use conditions Life cycle assessment results Testing results and verifications	
The PCR review was conducted by:		PCR Peer Review Panel
		Dr. Tom Gloria (Chair)
		epd@ul.com
This declaration was independently verified in accordance with ISO 14025 by Underwriters Laboratories <input type="checkbox"/> INTERNAL <input checked="" type="checkbox"/> EXTERNAL		 Grant R. Martin, UL Environment
		 Thomas Gloria, Industrial Ecology Consultants
This life cycle assessment was independently verified in accordance with ISO 14044 and the reference PCR by:		

This EPD conforms with ISO 21930:2017 and EN 15804:2012

# ENVIRONMENTAL PRODUCT DECLARATION



APP-Modified Asphalt Commercial Roofing  
Torch Applied

According to ISO 14025

## Product Documentation

### Product Description

Commercial Roofing systems for low-slope roofing are asphalt based systems with a base sheet and a cap sheet. Roof systems may consist of one or multiple materials depending on the desired performance, warranty, and cost (see Figure 1). CertainTeed offers over forty roll good products, which equates to hundreds of system configurations and specification options. This EPD is specific to the App-Modified Asphalt Commercial Roofing products. App-modified asphalt products are manufactured with atactic polypropylene infused asphalt which increases material strength and toughness, especially in high UV areas. CertainTeed APP-modified asphalt roofing systems are available as torch applied applications. Additionally, some products listed at "FR" are manufactured with proprietary additives to increase fire resistance.

Reinforcement mats serve as the structure to asphalt based low-slope roll goods. The mats are impregnated and coated with APP-modified asphalt and are available with either fiberglass for the base sheet or polyester mats for the cap sheets, and are of varying thicknesses. Fiberglass stands up well to heat and tension. Its inherently high melting point affords superior fire resistance when combined with a fire-retardant asphalt formulation. Fiberglass-reinforced products applied in hot asphalt retain excellent dimensional stability. Additionally, fiberglass has superior tensile strength. Polyester's predominant benefits are puncture resistance and high elongation. Polyester products handle rooftop foot traffic better. They can also cyclically absorb the strain of building movement and return back to their original dimension.

CertainTeed APP-Modified Asphalt Commercial Roofing systems are available only in a Torch applied application. Torch application is faster than hot asphalt or cold adhesive and has very good adhesion when applied correctly. The limitations of the torch application include a burn/fire risk, a risk of improper application, cost of propane needed, and require trained labor.

The APP-Modified Asphalt Commercial Roofing Base Sheets and Cap Sheets included in this EPD and the underlying Life Cycle Assessment Study are shown in Table 1.

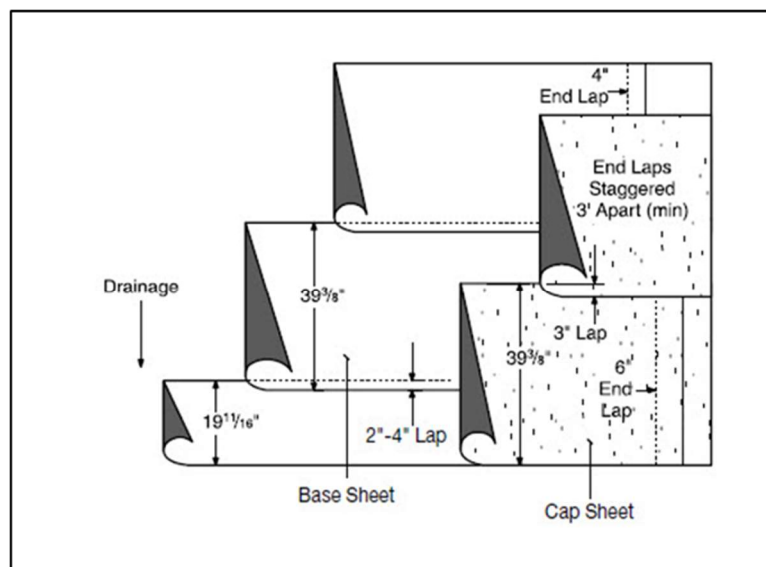


Figure 1: Diagram of Commercial Roofing System



ENVIRONMENTAL PRODUCT DECLARATION



APP-Modified Asphalt Commercial Roofing  
Torch Applied

According to ISO 14025

APP-Modified Asphalt Commercial Roofing					
Product	Thickness	Roll Weight (includes packaging)	Coverage per Roll	Mat Type	Base or Cap Sheet
Flintlastic APP Base T	2.0mm (80 mils)	97 lbs.	200 ft <sup>2</sup>	Fiberglass	Base
Flintlastic STA	3.8mm (150 mils)	86 lbs.	100 ft <sup>2</sup>	Polyester	Cap*
Flintlastic STA Plus	4.5mm (177 mils)	98 lbs.	100 ft <sup>2</sup>	Polyester	Cap*
Flintlastic GTA	4.0mm (160 mils)	103 lbs.	100 ft <sup>2</sup>	Polyester	Cap
Flintlastic GTA CoolStar	4.0mm (160 mils)	106 lbs.	100 ft <sup>2</sup>	Polyester	Cap
Flintlastic GTA FR	4.0mm (160 mils)	103 lbs.	100 ft <sup>2</sup>	Polyester	Cap
Flintlastic GTA FR CoolStar	4.0mm (160 mils)	106 lbs.	100 ft <sup>2</sup>	Polyester	Cap

\* indicates product can be used as a base or cap sheet

Table 1: APP-Modified Asphalt Commercial Roofing Products

Flow Diagram

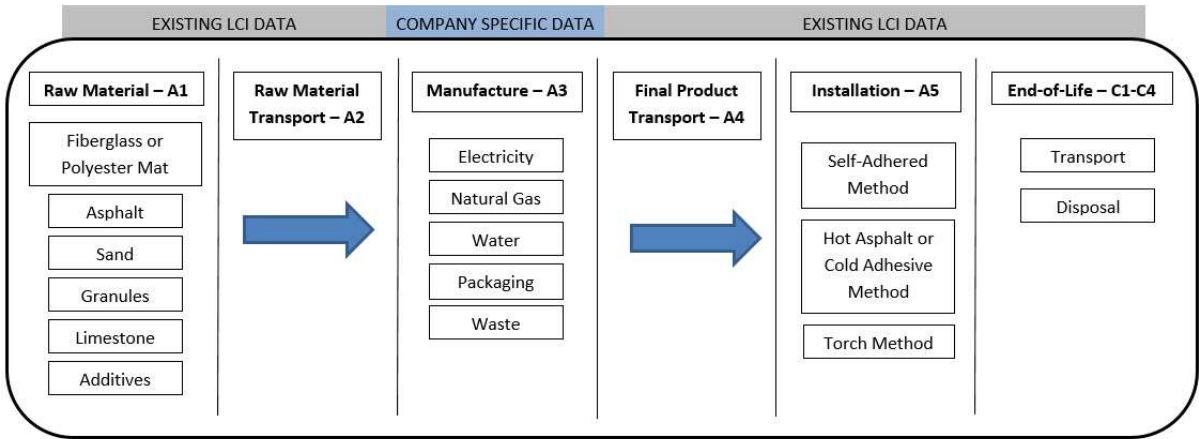


Figure 2: APP-Modified Asphalt Commercial Roofing Product Flow Diagram

Description of Organization

All CertainTeed APP-Modified Asphalt Commercial Roofing Products are manufactured at the Little Rock, AR manufacturing location in the United States.

The Little Rock, AR Roofing manufacturing facility operates integrated Environmental, Health, and Safety Management Systems that align with the ISO 14001 and ISO 45001 standards.

Little Rock
2701 E. Roosevelt Rd. Little Rock, AR 72206



# ENVIRONMENTAL PRODUCT DECLARATION



APP-Modified Asphalt Commercial Roofing  
Torch Applied

According to ISO 14025

## Product Average EPD

A weighted average of the overall square meter production of each product within the APP-Modified Asphalt Commercial Roofing product family was used for the results in this EPD. The weighted average of each base sheet and cap sheet will be shown as well as a summary of the results for each individual product.

## Application

APP-Modified Asphalt Commercial Roofing systems are intended for use as low-slope roofing materials on commercial, institutional or residential buildings.

## Material Content

APP-Modified Asphalt Commercial Roofing Base and Cap Sheets		
Material	APP-Modified Asphalt Base Sheet Average	APP- Modified Asphalt Cap Sheet Average
Fiberglass Mat	3.99%	0.00%
Polyester Mat	0.00%	3.79%
Sand	3.08%	0.39%
Granules	0.00%	29.48%
Asphalt	49.80%	35.60%
Hot Melt	11.96%	8.55%
Limestone	27.72%	19.38%
IPP	2.91%	2.09%
Fire Retardant Metals	0.00%	0.44%
Permanent Film	0.54%	0.29%
<b>Total kg/m<sup>2</sup>:</b>	<b>2.196</b>	<b>4.474</b>
<b>Base Sheet + Cap Sheet System Total kg/m<sup>2</sup>:</b>	<b>6.670</b>	

Table 2: APP-Modified Asphalt Commercial Roofing Material Content



ENVIRONMENTAL PRODUCT DECLARATION



APP-Modified Asphalt Commercial Roofing  
Torch Applied

According to ISO 14025

Technical Data

APP-Modified Asphalt Commercial Roofing	
UNSPSC Code: 301515    CSI Code: 07 52 13	
Product	ASTM
Flintlastic APP Base T	D6509
Flintlastic STA	D6222, Grade S, Type I
Flintlastic STA Plus	D6222, Grade S, Type I
Flintlastic GTA	D6222, Grade G, Type I
Flintlastic GTA CoolStar	D6222, Grade G, Type I
Flintlastic GTA FR	D6222, Grade G, Type I
Flintlastic GTA FR CoolStar	D6222, Grade G, Type I

Table 3: Technical Data for APP-Modified Asphalt Commercial Roofing

Methodological Framework

Declared Unit

Declared Unit = 1 m <sup>2</sup> (10.8 ft <sup>2</sup> )		
Product System	Mass (kg/m <sup>2</sup> )	Thickness to achieve Declared Unit (mm)
APP-Modified Asphalt Base Sheet	2.196	2.000
APP-Modified Asphalt Cap Sheet	4.474	3.948
APP-Modified Asphalt System	6.670	5.948

Table 4: Declared Unit Information



# ENVIRONMENTAL PRODUCT DECLARATION



APP-Modified Asphalt Commercial Roofing  
Torch Applied

According to ISO 14025

## System Boundary

The life cycle analysis performed for this EPD is classified as a “cradle-to-gate w/options” study. The system boundary includes raw material supply, manufacture, and transport; the APP-Modified Asphalt Roofing products manufacture in Little Rock, AR, and packaging; product transportation to building site; installation; and product end-of-life.

Description of the System Boundary (X=included in LCA: MND=module not declared)																
Product Stage			Construction Process Stage		Use Stage							End of Life Stage				Benefits & Loads Beyond System Boundaries
Raw Material Supply	Transport	Manufacturing	Transport from the gate to the site	Installation	Use	Maintenance	Repair	Replacement	Refurbishment	Operational Energy Use	Operational Water Use	De-construction demolition	Transport	Waste Processing	Disposal	Reuse-Recover-Recycling Potential
A1	A2	A3	A4	A5	B1	B2	B3	B4	B5	B6	B7	C1	C2	C3	C4	D
X	X	X	X	X	MND	MND	MND	MND	MND	MND	MND	X	X	X	X	MND

Table 5: System Boundary

## Allocation

The Little Rock, AR is the only CertainTeed location that produces all of the APP-Modified Asphalt Commercial Roofing products. The APP-Modified Asphalt Commercial Roofing products are not the only products produced at this facility. Allocation was conducted based on the square meter production of each individual product line as a percentage of the overall square meter production of the facility.

## Cut-Off Criteria

The cut-off criteria established for the study include materials, energy, and emissions data. For the purposes of this study, the criteria are as follows:

- Mass – Chemicals with a combined weight less than 1% of the mass of the modeled product may be excluded, providing its environmental relevance is not a concern.
- Human activity factors were not included in the scope of this study.
- Capital equipment factors were not included in the scope of this study.





# ENVIRONMENTAL PRODUCT DECLARATION



APP-Modified Asphalt Commercial Roofing  
Torch Applied

According to ISO 14025

---

## Data Sources

GaBi version 8.2 software system was used for modeling the life cycle of the APP-Modified Asphalt Commercial Roofing products. Each background dataset was taken from the GaBi Thinkstep US Ecoinvent, USLCI databases, and Ecoinvent v3.

---

## Data Quality

Wherever secondary data is used, the study adopts critically reviewed data for consistency, precision, and reproducibility to limit uncertainty. The data sources used are complete and representative of North America and Europe (depending on the material source) in terms of the geographic and technological coverage and are less than 10 years old. Any deviations from these initial data quality requirements for secondary data are documented in the report. Overall, the primary data from the manufacturing location is of very high quality, being directly tracked and measured by facility personnel. Secondary data sets are of fair-to-good quality.

---

## Period Under Review

Data for this LCA was collected for the 2018 calendar year.

---

## Comparability

Comparison of the environmental performance of building and construction products using EPD information shall be based on the product's use and impacts at the building level. In general, EPDs may not be used for comparability purposes when not considered in a building context. Given the PCR ensures products meet the same functional requirements, comparability is permissible provided the information given for such comparison is transparent and the limitations of comparability are explained.

---

## Estimates and Assumptions

Estimates and assumptions are required in life cycle analysis to constrain the project boundary or model when little or not data is available. In this study of APP-Modified Asphalt Commercial Roofing, estimates or assumptions were made regarding the background dataset for some of the fire retardant materials as specific datasets were not available in the software. Estimates were also used for the transportation distances of some raw materials and packaging material as only the state (OH, AR, GA, TX, etc) was specifically available. The PCR also specifies the assumptions required for the transportation and installation of the products. All estimates and assumptions are appropriately noted in the report.



# ENVIRONMENTAL PRODUCT DECLARATION



APP-Modified Asphalt Commercial Roofing  
Torch Applied

According to ISO 14025

## Technical Information and Scenarios

### Manufacturing

The process begins with the roll of fiberglass or polyester mat being mounted and fed into the mat accumulator machine. This machine accumulates the mat in accordion-style so that the machine can continue to run when the mat roll is exhausted and a new one is being mounted. The mat is then fed through the coater machine where the mats are pre-coated with the batch of asphalt and polymers. The mix of asphalt must be heated in order to be applied as a thick liquid. Any films associated with the product being manufactured are applied at this point. The next coat is the filler of granules or sand and any other specified chemicals for the product being made. Cooling the mat is done with through evaporative cooling. Once the mat is cooled and dried, it is wound on to the cardboard core and the finished roll is packaged.

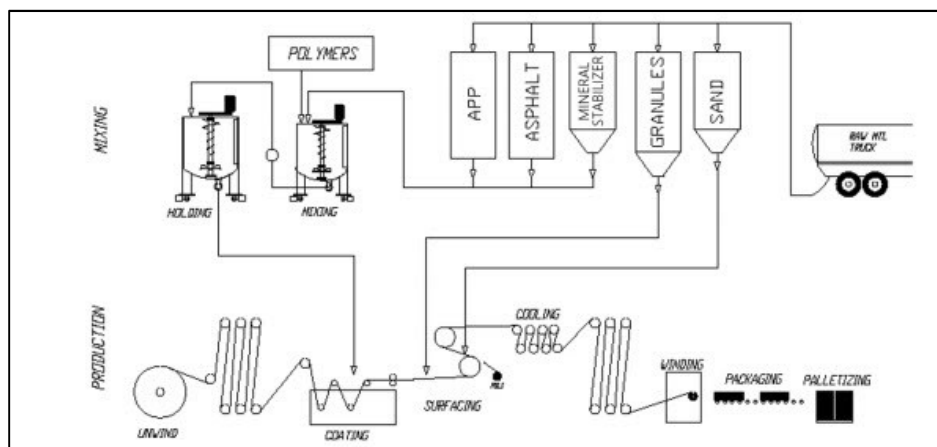


Figure 3: Manufacture of Commercial Roofing Products

### Packaging

Packaging of the final product after production is included in the life cycle assessment. Packaging material includes the cardboard cores the material is wound on, plastic bags, tape, and pallets.

ENVIRONMENTAL PRODUCT DECLARATION



APP-Modified Asphalt Commercial Roofing  
Torch Applied

According to ISO 14025

Transportation

Final products are transported via truck throughout the United States.

Transport to the Building Site	Unit	Value
Fuel type	-	Diesel
Liters of fuel	l/100km	39
Vehicle type	-	Standard Diesel Freight Trailer
Transport Distance	km	800
Capacity utilization	%	100
Gross density of product transported		kg/m <sup>3</sup>
APP-Modified Asphalt Base Sheet		262.754
APP-Modified Asphalt Cap Sheet		267.721
APP-Modified Asphalt Commercial Roofing System		539.475
Capacity utilization volume factor	-	1

Table 6: Transport to the Building Site



## ENVIRONMENTAL PRODUCT DECLARATION



APP-Modified Asphalt Commercial Roofing  
Torch Applied

According to ISO 14025

### Installation

The Asphalt Roofing PCR specifies the equipment and energy consumption requirements for the different installation types used for Commercial Roofing. Depending on the installation, there are additional ancillary material requirements; however, the type and amounts of materials varies widely. In order to remain consistent with industry standards, this study adopts the additional material specifications and VOC emissions detailed in the Asphalt Roofing Manufacturers Association (ARMA) study completed by ThinkStep in 2015 for each of the three installation types. CertainTeed Roofing installation experts, estimate a 15% scrap rate during installation.

Installation into the Building	Unit	APP-Modified Asphalt
<b>Ancillary materials</b>	<b>kg</b>	<b>0.180</b>
Primer <i>(per ARMA study 2015)</i>	kg	0.000
Flashing <i>(per ARMA study 2015)</i>	kg	0.100
Asphalt <i>(per ARMA study 2015)</i>	kg	0.000
Granules <i>(per ARMA study 2015)</i>	kg	0.080
Net freshwater consumption	m <sup>3</sup>	0.000
Other resources	kg	0.000
Electricity consumption	kWh	0.000
Other energy carriers <i>(from Table 4.10)</i>	MJ	0.000
Product loss per square meter	kg	1.280
Waste materials at the construction site before waste processing, generated by product installation	kg	1.001
Output materials resulting from on-site waste processing	kg	0.000
Mass of packaging waste	kg	0.076
Biogenic carbon contained in packaging	kg CO <sub>2</sub>	0.246
Direct emissions to ambient air, soil, and water	kg	0.000
NMVOC emissions <i>(per ARMA study 2015)</i>	kg/m <sup>2</sup>	0.014

Table 7: Installation into the Building



## ENVIRONMENTAL PRODUCT DECLARATION



APP-Modified Asphalt Commercial Roofing  
Torch Applied

According to ISO 14025

### Disposal

Deconstruction (module C1) of Commercial Roofing is typically done with manual labor, typically with roofing shovels. At this time there are no recycling scenarios and processing scenarios (module C3) for Commercial Roofing products at the end of the service life. This study assumes the deconstruction and waste processing modules to be burden free. Disposal in a municipal landfill or in commercial incineration facilities is permissible and should be done in accordance with local, provincial, and federal regulations.

Parameter		Unit	Value
Assumptions for scenario development		-	Disposal inert in landfill, including transport of 161 km (100 miles) per PCR
			<b>APP-Modified Asphalt</b>
<b>Collection Process</b>	Collected separately	kg	0.00
	Collected with mixed construction waste	kg	6.670
<b>Recovery</b>	Reuse	kg	0.00
	Recycling	kg	0.00
	Landfill	kg	6.670
	Incineration	kg	0.00
	Incineration with energy recovery	kg	0.00
	Energy conversion efficiency rate	-	0.00
<b>Disposal</b>	Product or material for final deposition	kg	6.670
<b>Biogenic Carbon</b>	Removals of biogenic carbon (excluding packaging)	kg CO <sub>2</sub>	0.215

Table 8: End-of-Life Scenario



# ENVIRONMENTAL PRODUCT DECLARATION



APP-Modified Asphalt Commercial Roofing  
Torch Applied

According to ISO 14025

## LCA Results

### APP-Modified Asphalt Commercial Roofing Self-Adhered Results

APP-Modified Asphalt Base Sheets – TRACI Environmental Impacts						
	Global Warming Potential	Ozone Depletion Potential	Acidification Potential	Eutrophication Potential	Smog Creation Potential	Abiotic Depletion Potential (fossil)
	kg CO <sub>2</sub> eq	kg CFC 11 eq	kg SO <sub>2</sub> eq	kg N eq	kg O <sub>3</sub> eq	MJ
Raw Materials (A1)	1.05E+00	5.20E-11	2.83E-03	1.76E-04	4.37E-02	4.92E+00
Raw Material Transport (A2)	6.73E-02	5.93E-13	3.12E-04	2.57E-05	1.03E-02	1.27E-01
Manufacture (A3)	4.81E-01	7.25E-11	8.70E-04	1.52E-04	1.41E-02	9.72E-01
<b>Total A1-A3:</b>	<b>1.60E+00</b>	<b>1.25E-10</b>	<b>4.01E-03</b>	<b>3.53E-04</b>	<b>6.81E-02</b>	<b>6.02E+00</b>
Final Product Transport (A4)	1.31E-01	1.16E-12	6.10E-04	5.01E-05	2.02E-02	2.49E-01
Installation (A5)	6.80E-01	2.61E-11	1.57E-03	1.14E-04	6.55E-02	2.30E+00
Deconstruction (C1)	0.00E+00	0.00E+00	0.00E+00	0.00E+00	0.00E+00	0.00E+00
Waste Transport (C2)	2.65E-02	2.33E-13	1.23E-04	1.01E-05	4.06E-03	5.01E-02
Waste Processing (C3)	0.00E+00	0.00E+00	0.00E+00	0.00E+00	0.00E+00	0.00E+00
Final Disposal (C4)	9.64E-02	1.50E-12	4.50E-04	2.28E-05	8.88E-03	1.93E-01
<b>Total Cradle-to-Gate w/Options:</b>	<b>2.53E+00</b>	<b>1.54E-10</b>	<b>6.77E-03</b>	<b>5.51E-04</b>	<b>1.67E-01</b>	<b>8.81E+00</b>
APP-Modified Asphalt Cap Sheets – TRACI Environmental Impacts						
	Global Warming Potential	Ozone Depletion Potential	Acidification Potential	Eutrophication Potential	Smog Creation Potential	Abiotic Depletion Potential (fossil)
	kg CO <sub>2</sub> eq	kg CFC 11 eq	kg SO <sub>2</sub> eq	kg N eq	kg O <sub>3</sub> eq	MJ
Raw Materials (A1)	2.36E+00	7.04E-11	4.08E-03	2.49E-04	8.30E-02	9.49E+00
Raw Material Transport (A2)	1.40E-01	1.23E-12	6.49E-04	5.34E-05	2.15E-02	2.65E-01
Manufacture (A3)	4.81E-01	7.25E-11	8.70E-04	1.52E-04	1.41E-02	9.72E-01
<b>Total A1-A3:</b>	<b>2.98E+00</b>	<b>1.44E-10</b>	<b>5.60E-03</b>	<b>4.54E-04</b>	<b>1.19E-01</b>	<b>1.07E+01</b>
Final Product Transport (A4)	2.67E-01	2.36E-12	1.24E-03	1.02E-04	4.10E-02	5.06E-01
Installation (A5)	9.28E-01	2.97E-11	2.00E-03	1.43E-04	7.83E-02	3.08E+00
Deconstruction (C1)	0.00E+00	0.00E+00	0.00E+00	0.00E+00	0.00E+00	0.00E+00
Waste Transport (C2)	5.38E-02	4.74E-13	2.50E-04	2.05E-05	8.26E-03	1.02E-01
Waste Processing (C3)	0.00E+00	0.00E+00	0.00E+00	0.00E+00	0.00E+00	0.00E+00
Final Disposal (C4)	1.96E-01	3.06E-12	9.15E-04	4.65E-05	1.81E-02	3.93E-01
<b>Total Cradle-to-Gate w/Options:</b>	<b>4.42E+00</b>	<b>1.80E-10</b>	<b>1.00E-02</b>	<b>7.66E-04</b>	<b>2.64E-01</b>	<b>1.48E+01</b>
<b>Total System: Base Sheets + Cap Sheets:</b>	<b>6.96E+00</b>	<b>3.35E-10</b>	<b>1.68E-02</b>	<b>1.32E-03</b>	<b>4.31E-01</b>	<b>2.36E+01</b>

Table 9: APP-Modified Asphalt Base Sheets and Cap Sheets, TRACI 2.1 Environmental Impacts



ENVIRONMENTAL PRODUCT DECLARATION



APP-Modified Asphalt Commercial Roofing  
Torch Applied

According to ISO 14025

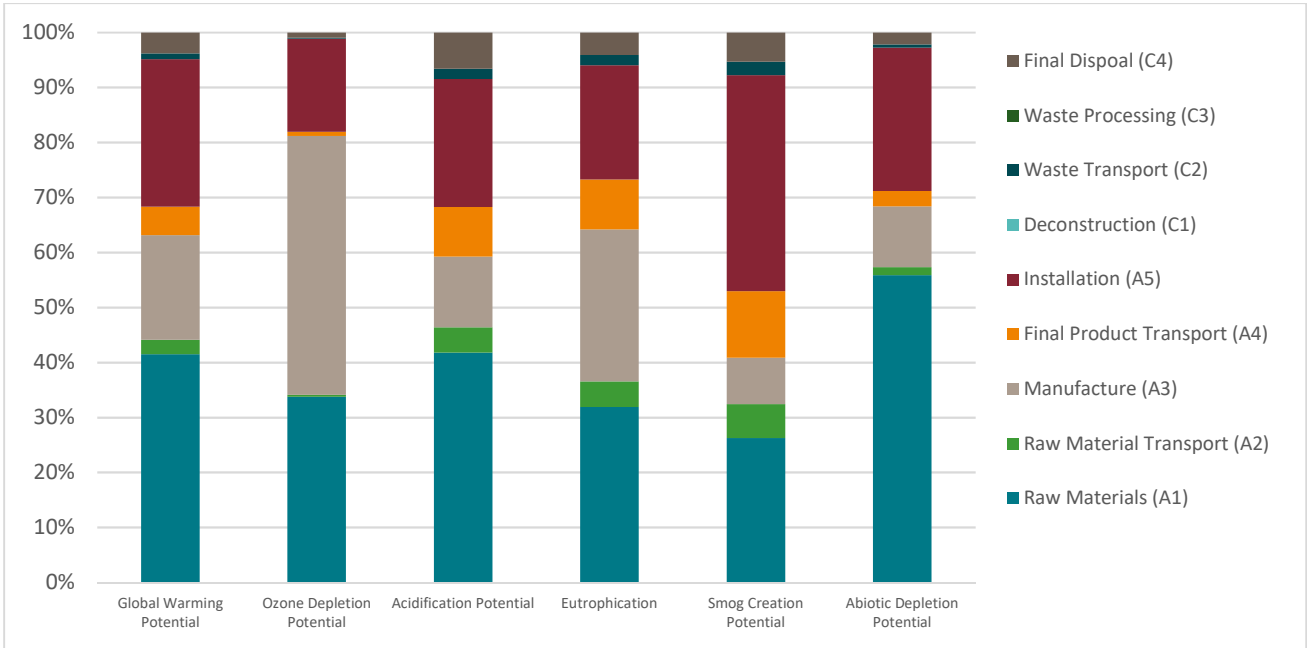


Figure 4: APP-Modified Asphalt Base Sheets TRACI 2.1 Environmental Impacts

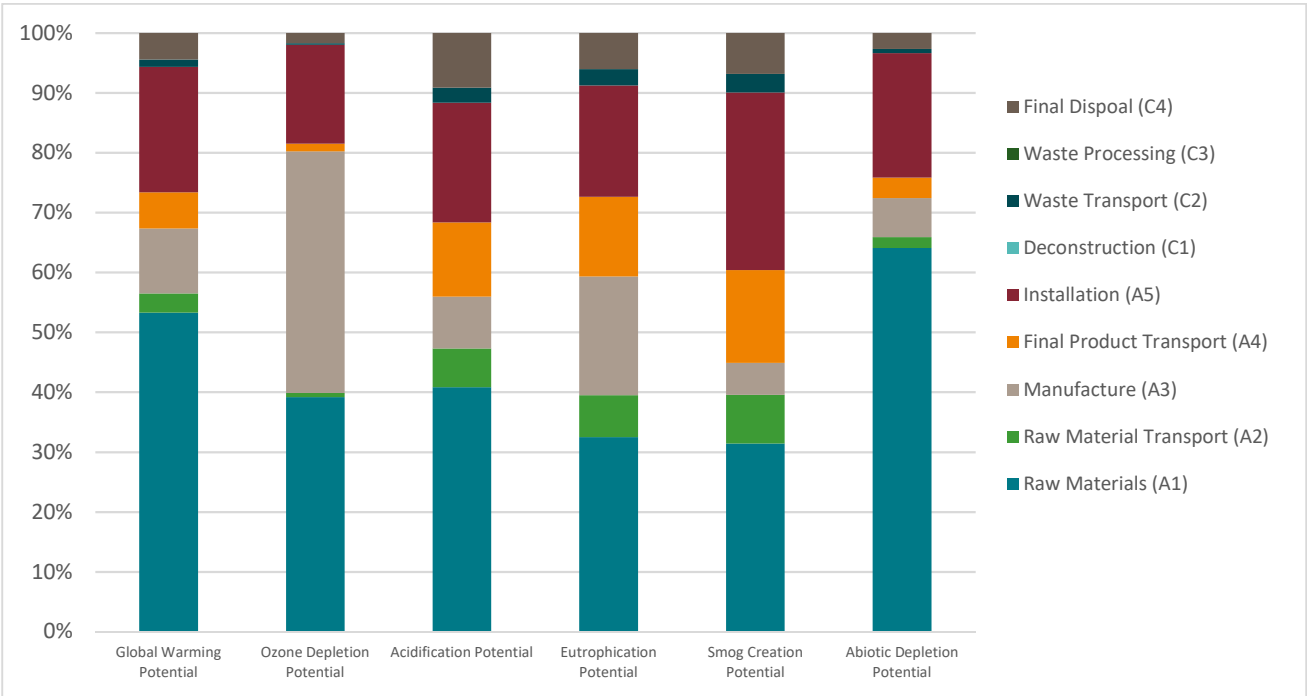


Figure 5: APP-Modified Asphalt Cap Sheets TRACI 2.1 Environmental Impacts



# ENVIRONMENTAL PRODUCT DECLARATION



APP-Modified Asphalt Commercial Roofing  
Torch Applied

According to ISO 14025

APP-Modified Asphalt Base Sheets – Use of Primary Resources				
	<b>RPR<sub>E</sub>:</b> <i>Renewable primary energy used as energy carrier (fuel)</i>	<b>RPR<sub>M</sub>:</b> <i>Renewable primary resources with energy content used as material</i>	<b>NRPR<sub>E</sub>:</b> <i>Non-renewable primary resources used as an energy carrier (fuel)</i>	<b>NRPR<sub>M</sub>:</b> <i>Non-renewable primary resources with energy content used as material</i>
	<i>MJ</i>	<i>MJ</i>	<i>MJ</i>	<i>MJ</i>
Raw Materials (A1)	4.85E-01	1.42E-11	3.55E+01	1.13E-04
Raw Material Transport (A2)	2.36E-02	3.10E-14	9.52E-01	1.78E-05
Manufacture (A3)	1.61E-01	7.21E-01	8.00E+00	2.53E-05
<b>Total A1-A3:</b>	<b>6.70E-01</b>	<b>7.21E-01</b>	<b>4.45E+01</b>	<b>1.56E-04</b>
Final Product Transport (A4)	4.61E-02	6.05E-14	1.86E+00	3.47E-05
Installation (A5)	8.42E-01	1.08E-01	1.79E+01	1.79E-04
Deconstruction (C1)	0.00E+00	0.00E+00	0.00E+00	0.00E+00
Waste Transport (C2)	9.29E-03	1.22E-14	3.74E-01	6.98E-06
Waste Processing (C3)	0.00E+00	0.00E+00	0.00E+00	0.00E+00
Final Disposal (C4)	1.06E-01	2.96E-12	1.54E+00	2.83E-05
<b>Total Cradle-to-Gate w/Options:</b>	<b>1.67E+00</b>	<b>8.29E-01</b>	<b>6.62E+01</b>	<b>4.05E-04</b>
APP-Modified Asphalt Cap Sheets – Use of Primary Resources				
	<b>RPR<sub>E</sub>:</b> <i>Renewable primary energy used as energy carrier (fuel)</i>	<b>RPR<sub>M</sub>:</b> <i>Renewable primary resources with energy content used as material</i>	<b>NRPR<sub>E</sub>:</b> <i>Non-renewable primary resources used as an energy carrier (fuel)</i>	<b>NRPR<sub>M</sub>:</b> <i>Non-renewable primary resources with energy content used as material</i>
	<i>MJ</i>	<i>MJ</i>	<i>MJ</i>	<i>MJ</i>
Raw Materials (A1)	1.74E+00	5.42E-11	6.98E+01	3.24E-04
Raw Material Transport (A2)	4.91E-02	6.43E-14	1.98E+00	3.69E-05
Manufacture (A3)	1.61E-01	7.21E-01	8.00E+00	2.53E-05
<b>Total A1-A3:</b>	<b>1.95E+00</b>	<b>7.21E-01</b>	<b>7.98E+01</b>	<b>3.86E-04</b>
Final Product Transport (A4)	9.39E-02	1.23E-13	3.78E+00	7.06E-05
Installation (A5)	1.06E+00	1.08E-01	2.38E+01	2.24E-04
Deconstruction (C1)	0.00E+00	0.00E+00	0.00E+00	0.00E+00
Waste Transport (C2)	1.89E-02	2.48E-14	7.61E-01	1.42E-05
Waste Processing (C3)	0.00E+00	0.00E+00	0.00E+00	0.00E+00
Final Disposal (C4)	2.15E-01	6.02E-12	3.14E+00	5.77E-05
<b>Total Cradle-to-Gate w/Options:</b>	<b>3.34E+00</b>	<b>8.29E-01</b>	<b>1.11E+02</b>	<b>7.53E-04</b>
<b>Total System: Base Sheets + Cap Sheets:</b>	<b>5.01E+00</b>	<b>1.66E+00</b>	<b>1.77E+02</b>	<b>1.16E-03</b>

Table 10: APP-Modified Asphalt Base Sheets and Cap Sheets, Use of Primary Resources





# ENVIRONMENTAL PRODUCT DECLARATION



APP-Modified Asphalt Commercial Roofing  
Torch Applied

According to ISO 14025

APP-Modified Asphalt Base Sheets – Use of Secondary Resources					
	SM: Secondary materials	RSF: Renewable secondary fuels	NRSF: Non- renewable secondary fuels	RE: Recovered energy	FW: Use of net fresh water resources
	kg	MJ	MJ	MJ	m <sup>3</sup>
Raw Materials (A1)	0.00E+00	0.00E+00	0.00E+00	0.00E+00	2.37E-01
Raw Material Transport (A2)	0.00E+00	0.00E+00	0.00E+00	0.00E+00	2.20E-03
Manufacture (A3)	0.00E+00	0.00E+00	0.00E+00	0.00E+00	4.80E-02
<b>Total A1-A3:</b>	<b>0.00E+00</b>	<b>0.00E+00</b>	<b>0.00E+00</b>	<b>0.00E+00</b>	<b>2.88E-01</b>
Final Product Transport (A4)	0.00E+00	0.00E+00	0.00E+00	0.00E+00	4.29E-03
Installation (A5)	0.00E+00	0.00E+00	0.00E+00	0.00E+00	6.39E-01
Deconstruction (C1)	0.00E+00	0.00E+00	0.00E+00	0.00E+00	0.00E+00
Waste Transport (C2)	0.00E+00	0.00E+00	0.00E+00	0.00E+00	8.63E-04
Waste Processing (C3)	0.00E+00	0.00E+00	0.00E+00	0.00E+00	0.00E+00
Final Disposal (C4)	0.00E+00	0.00E+00	0.00E+00	0.00E+00	4.52E-02
<b>Total Cradle-to-Gate w/Options:</b>	<b>0.00E+00</b>	<b>0.00E+00</b>	<b>0.00E+00</b>	<b>0.00E+00</b>	<b>9.77E-01</b>
APP-Modified Asphalt Cap Sheets – Use of Secondary Resources					
	SM: Secondary materials	RSF: Renewable secondary fuels	NRSF: Non- renewable secondary fuels	RE: Recovered energy	FW: Use of net fresh water resources
	kg	MJ	MJ	MJ	m <sup>3</sup>
Raw Materials (A1)	0.00E+00	0.00E+00	0.00E+00	0.00E+00	1.23E+00
Raw Material Transport (A2)	0.00E+00	0.00E+00	0.00E+00	0.00E+00	4.56E-03
Manufacture (A3)	0.00E+00	0.00E+00	0.00E+00	0.00E+00	4.80E-02
<b>Total A1-A3:</b>	<b>0.00E+00</b>	<b>0.00E+00</b>	<b>0.00E+00</b>	<b>0.00E+00</b>	<b>1.28E+00</b>
Final Product Transport (A4)	0.00E+00	0.00E+00	0.00E+00	0.00E+00	8.72E-03
Installation (A5)	0.00E+00	0.00E+00	0.00E+00	0.00E+00	7.96E-01
Deconstruction (C1)	0.00E+00	0.00E+00	0.00E+00	0.00E+00	0.00E+00
Waste Transport (C2)	0.00E+00	0.00E+00	0.00E+00	0.00E+00	1.76E-03
Waste Processing (C3)	0.00E+00	0.00E+00	0.00E+00	0.00E+00	0.00E+00
Final Disposal (C4)	0.00E+00	0.00E+00	0.00E+00	0.00E+00	9.19E-02
<b>Total Cradle-to-Gate w/Options:</b>	<b>0.00E+00</b>	<b>0.00E+00</b>	<b>0.00E+00</b>	<b>0.00E+00</b>	<b>2.18E+00</b>
<b>Total System: Base Sheets + Cap Sheets:</b>	<b>0.00E+00</b>	<b>0.00E+00</b>	<b>0.00E+00</b>	<b>0.00E+00</b>	<b>3.16E+00</b>

Table 11: APP-Modified Asphalt Base Sheets and Cap Sheets, Use of Secondary Resources



# ENVIRONMENTAL PRODUCT DECLARATION



APP-Modified Asphalt Commercial Roofing  
Torch Applied

According to ISO 14025

APP-Modified Asphalt Base Sheets – Waste Flows				
	Hazardous waste disposed	Non-hazardous waste disposed	High level radioactive waste, conditioned	Intermediate and low level radioactive waste
	kg	kg	kg	kg
Raw Materials (A1)	2.10E-08	5.14E-02	2.85E-07	7.28E-06
Raw Material Transport (A2)	7.78E-09	3.51E-05	2.52E-09	6.73E-08
Manufacture (A3)	3.58E-09	2.39E-01	2.88E-07	7.81E-06
<b>Total A1-A3:</b>	<b>3.24E-08</b>	<b>2.90E-01</b>	<b>5.75E-07</b>	<b>1.52E-05</b>
Final Product Transport (A4)	1.52E-08	6.86E-05	4.91E-09	1.31E-07
Installation (A5)	1.21E-08	4.53E-01	5.16E-07	1.05E-05
Deconstruction (C1)	0.00E+00	0.00E+00	0.00E+00	0.00E+00
Waste Transport (C2)	3.05E-09	1.38E-05	9.88E-10	2.64E-08
Waste Processing (C3)	0.00E+00	0.00E+00	0.00E+00	0.00E+00
Final Disposal (C4)	5.52E-09	2.21E+00	1.91E-08	4.79E-07
<b>Total Cradle-to-Gate w/Options:</b>	<b>6.82E-08</b>	<b>2.95E+00</b>	<b>1.12E-06</b>	<b>2.63E-05</b>
APP-Modified Asphalt Cap Sheets – Waste Flows				
	Hazardous waste disposed	Non-hazardous waste disposed	High level radioactive waste, conditioned	Intermediate and low level radioactive waste
	kg	kg	kg	kg
Raw Materials (A1)	2.81E-08	6.15E-02	1.17E-06	2.40E-05
Raw Material Transport (A2)	1.62E-08	7.30E-05	5.23E-09	1.40E-07
Manufacture (A3)	3.58E-09	2.39E-01	2.88E-07	7.81E-06
<b>Total A1-A3:</b>	<b>4.78E-08</b>	<b>3.00E-01</b>	<b>1.47E-06</b>	<b>3.20E-05</b>
Final Product Transport (A4)	3.09E-08	1.40E-04	9.99E-09	2.67E-07
Installation (A5)	1.81E-08	7.97E-01	6.54E-07	1.31E-05
Deconstruction (C1)	0.00E+00	0.00E+00	0.00E+00	0.00E+00
Waste Transport (C2)	6.22E-09	2.81E-05	2.01E-09	5.38E-08
Waste Processing (C3)	0.00E+00	0.00E+00	0.00E+00	0.00E+00
Final Disposal (C4)	1.12E-08	4.49E+00	3.88E-08	9.74E-07
<b>Total Cradle-to-Gate w/Options:</b>	<b>1.14E-07</b>	<b>5.59E+00</b>	<b>2.17E-06</b>	<b>4.64E-05</b>
<b>Total System: Base Sheets + Cap Sheets:</b>	<b>1.82E-07</b>	<b>8.54E+00</b>	<b>3.29E-06</b>	<b>7.27E-05</b>

Table 12: APP-Modified Asphalt Base Sheets and Cap Sheets, Waste Flows

# ENVIRONMENTAL PRODUCT DECLARATION



APP-Modified Asphalt Commercial Roofing  
Torch Applied

According to ISO 14025

APP-Modified Asphalt Base Sheets – Output Material Flows				
	Components for reuse	Materials for recycling	Materials for energy recovery	Recovered energy exported
	kg	kg	kg	kg
Raw Materials (A1)	0.00E+00	0.00E+00	0.00E+00	0.00E+00
Raw Material Transport (A2)	0.00E+00	0.00E+00	0.00E+00	0.00E+00
Manufacture (A3)	0.00E+00	0.00E+00	0.00E+00	0.00E+00
<b>Total A1-A3:</b>	<b>0.00E+00</b>	<b>0.00E+00</b>	<b>0.00E+00</b>	<b>0.00E+00</b>
Final Product Transport (A4)	0.00E+00	0.00E+00	0.00E+00	0.00E+00
Installation (A5)	0.00E+00	0.00E+00	0.00E+00	0.00E+00
Deconstruction (C1)	0.00E+00	0.00E+00	0.00E+00	0.00E+00
Waste Transport (C2)	0.00E+00	0.00E+00	0.00E+00	0.00E+00
Waste Processing (C3)	0.00E+00	0.00E+00	0.00E+00	0.00E+00
Final Disposal (C4)	0.00E+00	0.00E+00	0.00E+00	0.00E+00
<b>Total Cradle-to-Gate w/Options:</b>	<b>0.00E+00</b>	<b>0.00E+00</b>	<b>0.00E+00</b>	<b>0.00E+00</b>
APP-Modified Asphalt Cap Sheets – Output Material Flows				
	Components for reuse	Materials for recycling	Materials for energy recovery	Recovered energy exported
	kg	kg	kg	kg
Raw Materials (A1)	0.00E+00	0.00E+00	0.00E+00	0.00E+00
Raw Material Transport (A2)	0.00E+00	0.00E+00	0.00E+00	0.00E+00
Manufacture (A3)	0.00E+00	0.00E+00	0.00E+00	0.00E+00
<b>Total A1-A3:</b>	<b>0.00E+00</b>	<b>0.00E+00</b>	<b>0.00E+00</b>	<b>0.00E+00</b>
Final Product Transport (A4)	0.00E+00	0.00E+00	0.00E+00	0.00E+00
Installation (A5)	0.00E+00	0.00E+00	0.00E+00	0.00E+00
Deconstruction (C1)	0.00E+00	0.00E+00	0.00E+00	0.00E+00
Waste Transport (C2)	0.00E+00	0.00E+00	0.00E+00	0.00E+00
Waste Processing (C3)	0.00E+00	0.00E+00	0.00E+00	0.00E+00
Final Disposal (C4)	0.00E+00	0.00E+00	0.00E+00	0.00E+00
<b>Total Cradle-to-Gate w/Options:</b>	<b>0.00E+00</b>	<b>0.00E+00</b>	<b>0.00E+00</b>	<b>0.00E+00</b>
<b>Total System: Base Sheets + Cap Sheets:</b>	<b>0.00E+00</b>	<b>0.00E+00</b>	<b>0.00E+00</b>	<b>0.00E+00</b>

Table 13: APP-Modified Asphalt Base Sheets and Cap Sheets, Output Material Flows



# ENVIRONMENTAL PRODUCT DECLARATION



APP-Modified Asphalt Commercial Roofing  
Torch Applied

According to ISO 14025

## LCA Interpretation

Based on the results of the life cycle assessment, the life cycle impacts are strongly driven by the raw materials and installation phases. Within the raw materials, the mats and coatings, and where included, the fire retardant metals, contributed significantly to the environmental impact potentials.

Installation methods vary among the products in the study and installation for specific projects varies widely depending on the project, products used, applications, etc. This makes specific installation data difficult to obtain. Due to the variable nature of the installation methods and materials, the results for the installation phase of the life cycle should be considered highly uncertain.

The results for individual products within each of the product lines specified in this study vary slightly compared to the averages reported in this EPD, typically due to the coatings and presence of fire retardant metals in the raw material composition. The results for each individual product included in the average are reported in the appendix of this EPD.

Commercial Roofing systems are often comprised of base sheet and cap sheet combinations from different product lines. Environmental impact potentials of specific commercial roofing combinations can be calculated by adding the cradle-to-gate w/options results found in the appendix of a specified base sheet with those of a specified cap sheet.

## Additional Environmental Information

### Environment and Health During Manufacture

CertainTeed and Saint-Gobain have well-established Environmental, Health, and Safety (EHS) and product stewardship programs, which help to enforce proper evaluation and monitoring of chemicals and raw materials chosen to manufacture products. These programs ensure that all environmental and OSHA requirements are met or exceeded to ensure the health and safety of all employees and contractors.

The Little Rock, AR Roofing manufacturing facility operates integrated Environmental, Health, and Safety Management Systems that align with the ISO 14001 and ISO 45001 standards.

### Environment and Health During Installation

Commercial Roofing products should be installed by trained roofing application professionals according to the installation method specified for the individual product, as indicated in the CertainTeed Application Guide. Appropriate tools and PPE should be used.



# ENVIRONMENTAL PRODUCT DECLARATION



APP-Modified Asphalt Commercial Roofing  
Torch Applied

According to ISO 14025

---

## Extraordinary Effects

### *Fire*

Fire classification of APP-Modified Asphalt Commercial Roofing is dependent on the products included in the system combination as well as the installation. According to an ICC-ES Evaluation Report for CertainTeed Commercial Roofing, roof covering systems are classified as Class A, B or C roof coverings in accordance with ASTM E108 or UL 790.

### *Water and Mechanical Destruction*

SBS- Modified Asphalt Commercial Roofing products have no known extraordinary effects concerning water, or mechanical destruction.

---

## Further Information

<https://www.certainteed.com/commercial-roofing/>

---

## LCA Development

This EPD and the corresponding LCA were prepared by Saint-Gobain Corporation North America in Malvern, Pennsylvania.



# ENVIRONMENTAL PRODUCT DECLARATION



APP-Modified Asphalt Commercial Roofing  
Torch Applied

According to ISO 14025

## References

---

- Product Category Rules for Building-Related Product and Services: Part A – Life Cycle Assessment Calculation Rules and Report Requirements, Version 3.2 2018. UL Environment.
- Product Category Rule Guidance for Building-Related Products and Services: Part B – Asphalt Shingles, Built-up Asphalt Membrane Roofing and Modified Bituminous Membrane Roofing EPD Requirements. Version 1.0 2019. UL Environment
- ISO 14040: 2006 Series – Environmental Management-Life Cycle Assessment
- EN 15804 – Sustainability of construction works – Environmental Product Declarations – Core rules for the product category of construction products
- ISO 21930: 2017 – Sustainability in building construction – Environmental declaration of building products
- ARMA Industry Wide Commercial Roofing Life Cycle Assessment, 2015. ThinkStep
- ICC-ES Evaluation Report for CertainTeed Corporation, May 2019. ICC Evaluation Service
- CertainTeed Roofing Commercial Roofing Life Cycle Assessment Report, January 2020. Saint-Gobain North America EHS&S Department
- CertainTeed Website: <https://www.certainteed.com/commercial-roofing/>



# ENVIRONMENTAL PRODUCT DECLARATION



APP-Modified Asphalt Commercial Roofing  
Torch Applied

According to ISO 14025

## Appendix: Individual Product Results for APP-Modified Asphalt Commercial Roofing

APP-Modified Asphalt Base and Cap Sheets								
Cradle-to-Gate w/Options		Flintlastic APP Base T	Flintlastic STA	Flintlastic STA Plus	Flintlastic GTA	Flintlastic GTA CoolStar	Flintlastic GTA FR	Flintlastic STA FR CoolStar
TRACI 2.1 Impact Categories								
Global Warming Potential	kg CO <sub>2</sub> eq	2.53E+00	4.09E+00	4.39E+00	4.53E+00	4.59E+00	4.98E+00	5.09E+00
Ozone Depletion Potential	kg CFC-11 eq	1.54E-10	1.60E-10	1.66E-10	1.88E-10	1.83E-10	2.11E-10	2.13E-10
Acidification Potential	kg SO <sub>2</sub> eq	6.77E-03	9.47E-03	1.03E-02	1.01E-02	1.04E-02	1.22E-02	1.27E-02
Eutrophication Potential	kg N eq	5.51E-04	7.29E-04	7.82E-04	7.74E-04	7.93E-04	9.45E-04	9.79E-04
Smog Creation Potential	kg O <sub>3</sub> eq	1.67E-01	2.49E-01	2.70E-01	2.69E-01	2.75E-01	3.00E-01	3.09E-01
Abiotic Depletion Potential	MJ	8.81E+00	1.50E+01	1.64E+01	1.47E+01	1.56E+01	1.55E+01	1.61E+01
Use of Primary Resources								
Renewable primary energy used as energy carrier	MJ	1.67E+00	3.22E+00	3.32E+00	3.35E+00	3.36E+00	4.70E+00	4.87E+00
Renewable primary resources with energy content used as material	MJ	8.29E-01	8.29E-01	8.29E-01	8.29E-01	8.29E-01	8.29E-01	8.29E-01
Non-renewable primary resources used as an energy carrier	MJ	6.62E+01	1.12E+02	1.22E+02	1.10E+02	1.16E+02	1.19E+02	1.24E+02
Non-renewable primary resources with energy content used as material	MJ	4.05E-04	7.24E-04	7.61E-04	7.57E-04	7.69E-04	9.37E-04	9.67E-04
Use of Secondary Resources								
Secondary materials	kg	0.00E+00	0.00E+00	0.00E+00	0.00E+00	0.00E+00	0.00E+00	0.00E+00
Renewable secondary fuels	MJ	0.00E+00	0.00E+00	0.00E+00	0.00E+00	0.00E+00	0.00E+00	0.00E+00
Non-renewable secondary fuels	MJ	0.00E+00	0.00E+00	0.00E+00	0.00E+00	0.00E+00	0.00E+00	0.00E+00
Recovered energy	MJ	0.00E+00	0.00E+00	0.00E+00	0.00E+00	0.00E+00	0.00E+00	0.00E+00
Use of net fresh water resources	m <sup>3</sup>	9.77E-01	2.13E+00	2.17E+00	2.17E+00	2.18E+00	3.11E+00	3.23E+00
Waste Flows								
Hazardous waste disposed	kg	6.82E-08	1.06E-07	1.19E-07	1.16E-07	1.21E-07	1.31E-07	1.36E-07
Non-hazardous waste disposed	kg	2.95E+00	4.93E+00	5.57E+00	5.81E+00	5.95E+00	5.83E+00	5.97E+00
High level radioactive waste	kg	1.12E-06	2.10E-06	2.14E-06	2.18E-06	2.17E-06	2.70E-06	2.76E-06
Intermediate and low level radioactive waste	kg	2.63E-05	4.43E-05	4.52E-05	4.68E-05	4.65E-05	6.02E-05	6.17E-05
Output Material Flows								
Components for reuse	kg	0.00E+00	0.00E+00	0.00E+00	0.00E+00	0.00E+00	0.00E+00	0.00E+00
Materials for recycling	kg	0.00E+00	0.00E+00	0.00E+00	0.00E+00	0.00E+00	0.00E+00	0.00E+00
Materials for energy recovery	kg	0.00E+00	0.00E+00	0.00E+00	0.00E+00	0.00E+00	0.00E+00	0.00E+00
Recovered energy exported	kg	0.00E+00	0.00E+00	0.00E+00	0.00E+00	0.00E+00	0.00E+00	0.00E+00

Table 14: APP-Modified Asphalt Base and Cap Sheets Individual Results

