

Ontario

Roofing Selection Guide


Luxury & Designer Roofing Shingles

 **certainteed**
SAINT-GOBAIN



*Belmont, shown in
Weathered Wood*


SAINT-GOBAIN



NOTE: Due to limitations of printing reproduction, CertainTeed can not guarantee the identical match of the actual product colour to the graphic representations throughout this publication.



You
know it
when you
see it.

It's not just a roof.
It's a CertainTeed roof.

Quality. Durability. Style. Colour.

When you select a roof for your
home, there's a lot to consider.

That's when a roof becomes more
than just a roof. The same way a
home is more than just a house.

You want the best for your home
and everything in it.

So why guess,
when you can be **Certain?**

 **certainteed**
SAINT-GOBAIN

*Landmark,
shown in
Weathered Wood*

Insist upon the

Integrity Roof System[®]



and get the ultimate in roof performance!



PERFORMANCE ENGINEERED FOR COMPLETE PROTECTION, STRONG RESILIENCE AND LASTING BEAUTY

Your roof should do more than shield the elements. It should protect your home, and more importantly, everything you care about.

The Integrity Roof System is designed to provide optimum performance, day after day, year after year. It's a full suite of roofing components engineered to complement each other and create an active defense against whatever gets in your home's way.

After all, the Integrity Roof System is backed by the power of CertainTeed – and better-quality components means you've got a roof system built to protect against even the most extreme conditions.

1. Waterproofing Underlayment

Waterproofing shingle underlayment prevents leaks from wind-driven rain and ice dams

2. Water-Resistant Underlayment

High-performance underlayment provides a water-resistant layer over the roof deck and a secondary barrier against leaks

3. Shingle Starter

Perfect starts every time and designed to work in tandem with the roof shingles above

4. Roof Shingles

Choose the best, covered by the strongest warranty in the business

5. Roof Ventilation

Engineered for ideal roof ventilation especially when matched with CertainTeed Intake Vents

6. Hip & Ridge

Perfect finish for hip and ridge lines, complementing all CertainTeed shingles



Technology that protects the beauty of your roof and strengthens its performance.

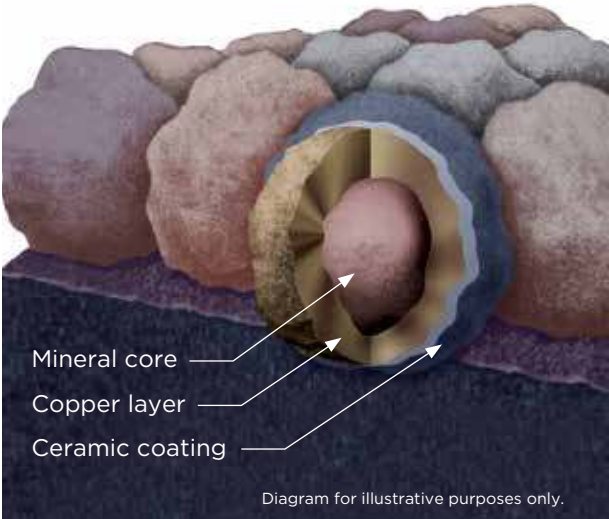
StreakFighter®

Algae Resistance

THE ULTIMATE IN STAIN PROTECTION.

Those streaks you see on other roofs in your neighborhood? That's algae, and it's a common eyesore on roofing throughout North America. CertainTeed's StreakFighter technology uses the power of science to repel algae before it can take hold and spread. StreakFighter's granular blend includes naturally algae-resistant copper, helping your roof maintain its curb appeal and look beautiful for years to come.

Granule with StreakFighter Technology



ClimateFlex®

All-Weather Application

Outstanding durability. Featuring the latest advances in polymer science, CertainTeed's **ClimateFlex** technology works at a molecular level to make shingles strong and pliable. The rubber-like qualities of the **ClimateFlex** asphalt formula provides each shingle with improved hail resistance, cold-weather flexibility, and granule adhesion.

POLYMER-BLENDED ASPHALT

Deeper-embedded granules with greater adhesion vs. standard asphalt, helping prevent UV damage

ENHANCED PROTECTION

Highest industry-rated impact protection against hail & other weather-related impacts

EXTREME ENDURANCE

Allows for easier cold-weather installation and greater weathering endurance than standard asphalt shingles

INVESTING IN THE LONG-TERM

Enhanced leak protection and peace of mind with a Lifetime Limited Warranty, which may qualify your home for insurance discounts

NailTrak[®]

Fast, Accurate, Visible

The new and improved **NailTrak** nailing line, a feature on CertainTeed designer shingles.

Now **NailTrak** is brighter than ever before, with high-visibility lines that stand out whether it's daybreak or dusk.

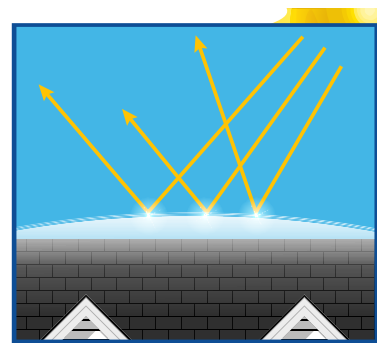
NailTrak removes the guesswork with three separately defined lines, creating a large area to guide your nailing and a smaller area for extreme steep-slope applications.



Solaris[®] CoolRoof

Solar Reflectivity

Solaris[®] Cool Roof is a sustainable shingle granule technology that applies energy-saving cool roof performance to CertainTeed's most popular shingle brands. Available in rich and authentic colours, including dark hues and tones, Solaris Cool Roof can lower roof temperatures and allow homeowners to reduce cooling costs without sacrificing beauty, quality, or colour.




QuadraBond[®]

Advanced Layering

CertainTeed's specially formulated adhesive adheres shingle layers at four points, more than any other manufacturer. This superior bond provides greater protection against shingle delamination to maximize performance over the life of the shingle in any climate.

Underside of Top Shingle Layer


Bottom Layer



CertaSeal[®]

Uplift Protection

CertaSeal[®] is a fast-activating modified asphalt sealant with a 20-year record of proven performance. Designed to seal shingles together upon installation, it protects roofs from wind uplift and shingle blow-off so that homes stay safe and dry. It's also engineered to remain flexible after installation, unlike harder sealants that can dry out and crack over time.



Luxury Shingles





Luxury shingles are the highest-quality laminated shingles available, offering a differentiated appearance or functionality that exceeds designer shingles. Apart from offering premium protection for weathering, luxury shingles provide stunning visuals, presenting the highest quality, colouration, and dimensionality. These products offer the most realistic representation of old-world wood shake and quarried slate roofing.





Grand Manor, shown in Brownstone

COLOUR AVAILABILITY



GRAND MANOR®

- Two full-size, fiberglass-based shingles with randomly applied tabs
- Authentic depth and dimension of natural slate
- Virtual five-layer coverage when applied
- Lifetime limited transferable warranty - residential*
- 50-year limited transferable warranty - group-owned or commercial*
- 30-year **StreakFighter®** algae-resistance warranty
- 10-year SureStart™ protection
- 15-year 110 mph wind-resistance warranty
- Wind warranty upgrade to 130 mph available. CertainTeed starter and CertainTeed hip and ridge required
- High-Performance Starter and hip and ridge accessory available (see details in back of brochure)

* See warranty for specific details and limitations.

CertainTeed products are tested to ensure the highest quality and comply with the following industry standards:

Fire Resistance:

- UL Class A
- UL certified to meet ASTM D3018 Type 1

Wind Resistance:

- UL certified to meet ASTM D3018 Type 1
- ASTM D3161 Class F

Tear Resistance:

- UL certified to meet ASTM D3462
- CSA standard A123.5

Impact Resistance:

- UL 2218 Class 4



Wind Driven Rain Resistance:

- Miami-Dade Product Control Acceptance: Please reference www.certainteed.com to determine approved products by manufacturing location.

Quality Standards:

- ICC-ES-ESR-1389 & ESR-3537



Scan code for more information

COLOUR AVAILABILITY

Black Pearl

Chestnut

NEW

Brownstone

Colonial Slate

Gatehouse Slate

Georgian Brick

Sherwood Forest

Stonegate Gray

Victorian Blue



Carriage House, shown in Stonegate Gray

CARRIAGE HOUSE®

- Two full-size, fiberglass-based shingles
- Unique chamfered cut for scalloped appearance
- Four-layer coverage when applied
- Lifetime limited transferable warranty – residential*
- 50-year limited transferable warranty – group-owned or commercial*
- 30-year **StreakFighter®** algae-resistance warranty
- 10-year SureStart™ protection
- 15-year 110 mph wind-resistance warranty
- Wind warranty upgrade to 130 mph available. CertainTeed starter and CertainTeed hip and ridge required
- Hip and ridge accessory available (see details in back of brochure)

* See warranty for specific details and limitations.

CertainTeed products are tested to ensure the highest quality and comply with the following industry standards:

Fire Resistance:

- UL Class A
- UL certified to meet ASTM D3018 Type 1

Wind Resistance:

- UL certified to meet ASTM D3018 Type 1
- ASTM D3161 Class F

Tear Resistance:

- UL certified to meet ASTM D3462
- CSA standard A123.5

Impact Resistance:

- UL 2218 Class 4



Wind Driven Rain Resistance:

- Miami-Dade Product Control Acceptance: Please reference www.certainteed.com to determine approved products by manufacturing location.

Quality Standards:

- ICC-ES-ESR-1389 & ESR-3537



Scan code for more information

GRAND MANOR and CARRIAGE HOUSE SHINGLES

These two shingles can be combined to create a myriad of custom patterns, emulating traditional slate roof designs.



Belmont, shown in Black Granite

BELMONT®

- Authentic depth and dimension of natural slate
- Lifetime limited transferable warranty – residential*
- 50-year limited transferable warranty – group-owned or commercial*
- 30-year **StreakFighter®** algae-resistance warranty
- 10-year SureStart™ protection
- 15-year 110 mph wind-resistance warranty
- Wind warranty upgrade to 130 mph available. CertainTeed starter and CertainTeed hip and ridge required
- High-Performance Starter and hip and ridge accessory available (see details in back of brochure)

* See warranty for specific details and limitations.

CertainTeed products are tested to ensure the highest quality and comply with the following industry standards:

Fire Resistance:

- UL Class A
- UL certified to meet ASTM D3018 Type 1

Wind Resistance:

- UL certified to meet ASTM D3018 Type 1
- ASTM D3161 Class F

Tear Resistance:

- UL certified to meet ASTM D3462
- CSA standard A123.5

Impact Resistance:

- UL 2218 Class 4




COLOUR AVAILABILITY



Black Granite




Colonial Slate



Shenandoah



Stonegate Gray



Weathered Wood





Scan code for more information



*Roof - Highland Slate, shown in Fieldstone
Siding - Cedar Impressions Double 7" Perfection Shingles, shown in Seagrass*

COLOUR AVAILABILITY



HIGHLAND SLATE®

- Single layer fiberglass-based construction
- Blended shades and dimensional appearance of natural slate
- 8" exposure, 18" x 36" size
- Lifetime limited transferable warranty – residential*
- 50-year limited transferable warranty – group-owned or commercial*
- 25-year **StreakFighter®** algae-resistance warranty
- 10-year SureStart™ protection
- 15-year 110 mph wind-resistance warranty
- Wind warranty upgrade to 130 mph available. CertainTeed starter and CertainTeed hip and ridge required

* See warranty for specific details and limitations.

CertainTeed products are tested to ensure the highest quality and comply with the following industry standards:

Fire Resistance:

- UL Certified to meet ASTM D3018 Type 1
- UL 790 Class A
- ASTM E 108 Class A

Wind Resistance:

- UL 2390/ASTM D 6381 Class H
- ASTM D3161 Class F

Tear Resistance:

- UL Certified to meet ASTM D3462
- CSA Standard A123.5

Impact Resistance:

- UL 2218 Class 3



Wind Driven Rain Resistance:

- Miami-Dade Product Control Acceptance: Please reference www.certainteed.com to determine approved products by manufacturing location.

Quality Standards:

- ICC-ES-ESR-1389 & ESR-3537



Scan code for more information



Presidential Shake TL, shown in Charcoal Black

PRESIDENTIAL® SHAKE® TL

- Three-piece laminated fiberglass construction
- Distinctive sculpted, rustic look
- Lifetime limited transferable warranty – residential*
- 50-year limited transferable warranty – group-owned or commercial*
- 30-year **StreakFighter**® algae-resistance warranty
- 10-year SureStart™ protection
- 15-year 110 mph wind-resistance warranty
- Wind warranty upgrade to 130 mph available. CertainTeed starter and CertainTeed hip and ridge required
- Presidential Starter (required) and hip and ridge accessory available (see details in back of brochure)

* See warranty for specific details and limitations.

CertainTeed products are tested to ensure the highest quality and comply with the following industry standards:

Fire Resistance:

- UL Class A
- UL certified to meet ASTM D3018 Type 1

Wind Resistance:

- UL certified to meet ASTM D3018 Type 1
- ASTM D3161 Class F

Tear Resistance:

- UL certified to meet ASTM D3462
- CSA standard A123.5

Impact Resistance:

- UL 2218 Class 4



Wind Driven Rain Resistance:

- Miami-Dade Product Control Acceptance: Please reference www.certainteed.com to determine approved products by manufacturing location.

Quality Standards:

- ICC-ES-ESR-1389 & ESR-3537


COLOUR AVAILABILITY



Aged Bark



Autumn Blend



Charcoal Black



Shadow Grey



Weathered Wood



Scan code for more information



Presidential Shake, shown in Autumn Blend


COLOUR AVAILABILITY




Aged Bark




Autumn Blend



Charcoal Black



Shadow Grey



Weathered Wood

PRESIDENTIAL® SHAKE®

- Two-piece laminated fiberglass construction
- Distinctive sculpted, rustic look
- Lifetime limited transferable warranty – residential*
- 50-year limited transferable warranty – group-owned or commercial*
- 30-year **StreakFighter®** algae-resistance warranty
- 10-year SureStart™ protection
- 15-year 110 mph wind-resistance warranty
- Wind warranty upgrade to 130 mph available. CertainTeed starter and CertainTeed hip and ridge required
- Presidential Starter (required) and hip and ridge accessory available (see details in back of brochure)

* See warranty for specific details and limitations.

CertainTeed products are tested to ensure the highest quality and comply with the following industry standards:

Fire Resistance:

- UL Class A
- UL certified to meet ASTM D3018 Type 1

Wind Resistance:

- UL certified to meet ASTM D3018 Type 1
- ASTM D3161 Class F

Tear Resistance:

- UL certified to meet ASTM D3462
- CSA standard A123.5

Impact Resistance:

- UL 2218 Class 3



Wind Driven Rain Resistance:

- Miami-Dade Product Control Acceptance: Please reference www.certainteed.com to determine approved products by manufacturing location.

Quality Standards:

- ICC-ES-ESR-1389 & ESR-3537



Scan code for more information

Designer Shingles








Also known as architectural or dimensional shingles, designer shingles are the most prevalent asphalt shingles installed in North America. These products are manufactured with two or more layers of asphalt that are fused together for a thicker and richer multi-dimensional appearance, and are engineered to replicate the aesthetics of wood shake and natural slate roofing. Designer shingles are typically heavier than strip shingles and have improved warranty protection.





NorthGate ClimateFlex, shown in Max Def Moiré Black

COLOUR AVAILABILITY



NORTHGATE® ClimateFlex®

- Two-piece laminated fiberglass-based construction
- Greater cold-weather flexibility, increased ductile properties, increased granule adhesion and enhanced crack resistance
- Classic shades and dimensional appearance of natural wood or slate
- Lifetime limited transferable warranty – residential*
- 50-year limited transferable warranty – group-owned or commercial*
- 30-year **StreakFighter®** algae-resistance warranty
- 10-year SureStart™ protection
- 15-year 110 mph wind-resistance warranty
- Wind warranty upgrade to 160 mph available. CertainTeed starter and CertainTeed hip and ridge required
- CertainTeed Starter and hip and ridge accessory available (see details in back of brochure)

* See warranty for specific details and limitations.

CertainTeed products are tested to ensure the highest quality and comply with the following industry standards

Fire Resistance:

- UL Class A
- UL certified to meet ASTM D3018 Type 1

Wind Resistance:

- UL certified to meet ASTM D3018 Type 1
- ASTM D3161 Class F

Tear Resistance:

- UL certified to meet ASTM D3462
- CSA standard A123.5

Impact Resistance:

- UL 2218 Class 4



Quality Standards:

- ICC-ES-ESR-1389 & ESR-3537



Scan code for more information

COLOUR AVAILABILITY



Max Def
Cobblestone Grey



Max Def
Georgetown Grey



Max Def Colonial Slate



Max Def
Weathered Wood



Max Def Driftwood



Max Def Prairie Wood




Max Def Pewter



Max Def Moiré Black



Max Def Espresso



Max Def
Heather Blend



Max Def Shenandoah



Max Def Burnt Sienna



Max Def
Resawn Shake



Max Def Coastal Blue



Max Def Red Oak



Max Def Evergreen



Landmark PRO, shown in Max Def Moiré Black

LANDMARK® PRO

- Two-piece laminated fiberglass-based construction
- Classic shades and dimensional appearance of natural wood or slate
- Lifetime limited transferable warranty - residential*
- 50-year limited transferable warranty - group-owned or commercial*
- 30-year **StreakFighter®** algae-resistance warranty
- **NailTrak®** extra-wide nailing area for accurate installation
- 10-year SureStart™ protection
- 15-year 110 mph wind-resistance warranty
- Wind warranty upgrade to 160 mph available. CertainTeed starter and CertainTeed hip and ridge required
- CertainTeed Starter and hip and ridge accessory available (see details in back of brochure)

* See warranty for specific details and limitations.

CertainTeed products are tested to ensure the highest quality and comply with the following industry standards:

Fire Resistance:

- UL Class A
- UL certified to meet ASTM D3018 Type 1

Wind Resistance:

- UL certified to meet ASTM D3018 Type 1
- ASTM D3161 Class F

Tear Resistance:

- UL certified to meet ASTM D3462
- CSA standard A123.5

Impact

Resistance:

- UL 2218 Class 3



Quality Standards:

- ICC-ES-ESR-1389 & ESR-3537




Scan code for
more information



Landmark ClimateFlex, shown in Colonial Slate

COLOUR AVAILABILITY



LANDMARK® ClimateFlex®

- Fiberglass-based construction
- Lifetime limited transferable warranty – residential*
- 40-year limited transferable warranty – group-owned or commercial*
- 25-year **StreakFighter®** algae-resistance warranty
- **NailTrak®** extra-wide nailing area for accurate installation
- 10-year SureStart™ protection
- 15-year 110 mph wind-resistance warranty
- Wind warranty upgrade to 160 mph available. CertainTeed starter and CertainTeed hip and ridge required

* See warranty for specific details and limitations.

CertainTeed products are tested to ensure the highest quality and comply with the following industry standards:

Fire Resistance:

- UL Class A

Tear Resistance:

- UL certified to meet ASTM D3462
- CSA standard A123.5-98

Impact Resistance:

- UL 2218 Class 4



Wind Driven Rain Resistance:

- Miami-Dade Product Control Acceptance: Please reference www.certainteed.com to determine approved products by manufacturing location.

Quality Standards:

- ICC-ES-ESR-1389 & ESR-3537




Scan code for more information



Landmark, shown in Georgetown Grey

COLOUR AVAILABILITY



Burnt Sienna



Heather Blend



Cobblestone Grey




Moiré Black



Colonial Slate



Pewter




Resawn Shake



Driftwood



Georgetown Grey



Weathered Wood

LANDMARK®

- Two-piece laminated fiberglass-based construction
- Classic shades and dimensional appearance of natural wood or slate
- Lifetime limited transferable warranty - residential*
- 40-year limited transferable warranty - group-owned or commercial*
- 25-year **StreakFighter®** algae-resistance warranty
- **NailTrak®** extra-wide nailing area for accurate installation
- 10-year SureStart™ protection
- 15-year 110 mph wind-resistance warranty
- Wind warranty upgrade to 160 mph available. CertainTeed starter and CertainTeed hip and ridge required
- CertainTeed Starter and hip and ridge accessory available (see details in back of brochure)

* See warranty for specific details and limitations.

CertainTeed products are tested to ensure the highest quality and comply with the following industry standards:

Fire Resistance:

- UL Class A
- UL certified to meet ASTM D3018 Type 1

Wind Resistance:

- UL certified to meet ASTM D3018 Type 1
- ASTM D3161 Class F

Tear Resistance:

- UL certified to meet ASTM D3462
- CSA standard A123.5

Impact

Resistance:

- UL 2218 Class 3



Quality Standards:

- ICC-ES-ESR-1389 & ESR-3537



Scan code for more information

HIP AND RIDGE ACCESSORIES



Shadow Ridge

- For hip and ridge capping
- Single-layer coverage for product versatility
- Sealant strip for maximum adherence
- Dimensions are 12" x 12", with a 5" exposure
- Can be used on shingle-over vents or directly over centreline of hip or ridge
- Available in complementary product colours (see individual Roofing Plant Catalogues for colour availability)
- UL 2218 Class 4 Impact Rated
- Available in **ClimateFlex**® version, to be used with **ClimateFlex**® Shingles



Shangle® Ridge

- Hip and ridge capping
- Two full layers
- 12" width allows application over standard ridge vents
- Full 8" exposure
- Matches all Grand Manor, Highland Slate, Carriage House and Belmont colours
- Algae resistant
- UL 2218 Class 4 Impact Rated




Cedar Crest®

- Dimensions are (overall) 12" x 36", separated into individual pieces 12" x 12", with an 8" exposure
- Covers 20 lineal feet per bundle
- Matches Landmark Series, Presidential Shake, Presidential Shake TL, Highland Slate and Belmont colours
- UL 2218 Class 4 Impact Rated



Colour Companion Products™ for Low Slope Areas

With CertainTeed Flintlastic® SA, you can coordinate low slope areas like carports, canopies and porches with your main roof. Flintlastic SA is a self-adhering low slope roofing product available in colours that complement some of the most popular CertainTeed shingles.



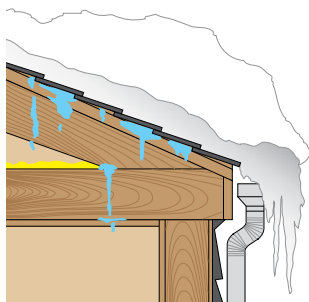
What's behind our #1 rating?

Builders and remodellers across America know certain things to be true of CertainTeed. For starters, we've been in the roofing business for over 100 years. We have thousands of satisfied homeowners. The process of building that satisfaction begins the moment you turn to us.

CertainTeed offers you the broadest range of colour and style choices. But you'll see it's not style over substance. You'll get a roof that's made from the highest quality materials and backed by a strong warranty program. It's our promise to you: quality made certain, satisfaction guaranteed.

Underlayment Protection

VYCOR® ICE & WATER SHIELD® SERIES AND WINTERGUARD®



When snow and ice melt, trapped water can infiltrate to damage the roof deck and building interior.



VYCOR® Ice & Water Shield® series and WinterGuard® series are installed under shingled roofing to prevent water damage from ice dams, as well as wind-driven rain.

VYCOR® Ice & Water Shield® series and WinterGuard® series are designed for use on roof decks as a waterproofing underlayment beneath shingle, slate and tile roofs to prevent leakage due to water backup from ice dams or wind-driven rain. VYCOR® Ice & Water Shield® HT, VYCOR® Ultra™ and WinterGuard HT, an advanced waterproofing underlayment, is specially formulated to resist high roof temperatures and are CertainTeed underlayments to be warranted for use under metal roofs. VYCOR® Ice & Water Shield® series and WinterGuard® series are most commonly used in critical areas such as roof eaves, valleys and low-slope applications.

VYCOR® Ice & Water Shield® series and WinterGuard® series are classified by Underwriters Laboratories (UL) to be a suitable underlayment for use in any UL Class A, B or C fire rated shingle system, and it is manufactured to meet ASTM D1970.

VYCOR® Ice & Water Shield®

- Industry's leading waterproofing roof underlayment that protects home and contractor's reputation for over 45 years
- Forms watertight seals for high performance in severe weather protecting roofs from water intrusion due to wind-driven rain and ice dams

VYCOR® Ice & Water Shield® HT

- Specifically designed to meet the challenges inherent in metal roof assemblies with in-service temperature up to 260°F
- High thermal stability for superior performance under the most demanding conditions

VYCOR® Select™

- lightweight and easy to handle and install, while meeting or exceeding industry standards for fastener sealability
- Smooth surface provides better lap adhesion

VYCOR® Ultra™

- 100% butyl adhesive formula is designed for extreme temperature roof assemblies like desert climates and high altitude with in-service temperature up to 300°F (Ideal for copper, zinc, and COR-TEN® Roofs)
- Compatible with EPDM and TPO roofing materials to provide watertight transition between low slope & steep slope roofs

WinterGuard® Sand and Granular

Waterproofing shingle underlayment is a composite of asphalt polymers, ensuring vapor-tightness and elasticity. It seals around nails and is part of the CertainTeed Integrity Roof System®, delivering top-notch performance.

WinterGuard® HT X

High-temperature, film surfaced waterproofing underlayment.

DiamondDeck®

DiamondDeck is a synthetic, scrim-reinforced, water-resistant underlayment that can be used beneath shingle, shake, metal, or slate roofing. It is manufactured to provide best-in-class performance in terms of both weather protection and contractor safety. 10-square roll (4-foot wide and 250-foot long) is easier to handle and faster to apply than standard felt rolls.

RoofRunner®

Lightweight synthetic polymer-based underlayment outperforms felt and outclasses other synthetics. Designed for use on roof decks as a water-resistant layer beneath asphalt roofing shingles, this scrim-reinforced underlayment includes a special top surface treatment that provides excellent slip resistance, even when wet. Large roll size - 4 ft wide x 250 ft long - speeds application.

RoofRunner® AIR

RoofRunner® AIR is a breathable synthetic roof underlayment with a multilayer coated structure that promotes rapid roof deck drying. Designed for use on roof decks as a water-resistant layer beneath asphalt roofing shingles, the unique permeable layers allow moisture to escape and help to prevent mold, rot, and structural damage.

The robust technology found in each layer of RoofRunner AIR contributes to its optimal rating of 15 perms or greater. It's important to maintain a dry and healthy roof deck with a full assembly that includes proper ventilation and attic space that contribute to a breathable roof structure.

For specific details and limitations, refer to the actual product warranties.



SureStart™ Protection

Because CertainTeed roofing products are manufactured to the highest quality standards, we confidently include the additional assurance of SureStart™ protection with all CertainTeed shingles. SureStart provides the strongest protection you can get in the vital early years after your new roof has been installed.

Simply put, if a manufacturing defect is discovered during the SureStart period, CertainTeed will provide reimbursement of 100% of the cost of the shingles and labor to repair the defective shingles or apply new shingles to replace the defective shingles.

See actual warranty for details and limitations.

Lifetime Limited Warranty Shingles Coverage	3-STAR Protection 20 years	4-STAR Protection 50 years*	5-STAR 10 Protection 50 years**	5-STAR 25 Protection 50 years**
Materials & Labor	✓	✓	✓	✓
Tear-off	✓	✓	✓	✓
Disposal		✓	✓	✓
Workmanship			✓***	✓****

NOTE: XT™25 shingles carry 10 years with 3-STAR, 20 years with 4-STAR Coverage and 25 years with 5-STAR Coverage, including the features as indicated above.

Fully transferable for 10 years with 3-STAR Coverage, 12 years with 4-STAR Coverage, and 15 years with 5-STAR Coverage.

*Applies to single-family detached houses. Duration for all other types of structures is limited to 25 years.

**Applies to single-family detached houses. Duration for all other types of structures is limited to 30 years.

***Workmanship is covered for 10 years.

****Workmanship is covered for 25 years.


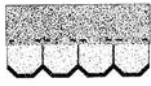


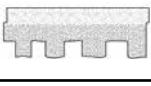
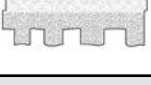
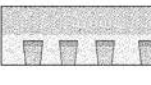


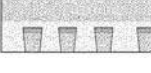
Low-Slope Roof Sections: If a project being roofed with CertainTeed shingles has a low-slope section that will be roofed with our Flintlastic® SA or our SMARTCOAT™ systems, SureStart Plus extends FULL coverage for the duration of the low-slope warranted period, depending on the level of protection you choose. Residential shingles must be a minimum of one and a half times (1.5X) the amount of flat roof submitted. See Low-Slope Residential Limited Warranty for system requirements and warranty durations.



*SureStart™ PLUS protection
is available through
credentialed contractors only*



SELECTION GUIDE

			Shingle Construction and Description	UL Class A Fire Resistance Rating	UL Certified to Meet ASTM D3462	UL Certified to Meet ASTM D3018 Type 1	UL 2218 Impact Resistance Rating	ASTM D3161 Wind Resistance	Miami-Dade Product Control Acceptance
LUXURY SHINGLES									
Grand Manor			Two full-size, fiberglass-based shingles with randomly applied tabs; Authentic depth and dimension of natural slate; Virtual five-layer coverage when applied	✓	✓	✓	Class 4	Class F, 177 km/h (110 mph)	✓
Carriage House			Two full-size, fiberglass-based shingles; Unique chamfered cut for scalloped appearance; Four-layer coverage when applied	✓	✓	✓	Class 4	Class F, 177 km/h (110 mph)	✓
Belmont			Single layer, fiberglass-based shingles with randomly applied tabs; Authentic depth and dimension of natural slate	✓	✓	✓	Class 4	Class F, 177 km/h (110 mph)	✓
Highland Slate			Single layer fiberglass-based construction; Blended shades and dimensional appearance of natural slate	✓	✓	✓	Class 3	Class F, 177 km/h (110 mph)	✓
Presidential Shake TL			Three-piece laminated fiberglass construction; Distinctive sculpted, rustic look	✓	✓	✓	Class 4	Class F, 177 km/h (110 mph)	✓
Presidential Shake			Two-piece laminated fiberglass construction; Distinctive sculpted, rustic look	✓	✓	✓	Class 3	Class F, 177 km/h (110 mph)	✓
DESIGNER SHINGLES									
NorthGate ClimateFlex®			Two-piece laminated fiberglass-based construction; Greater cold-weather flexibility, increased ductile properties.	✓	✓	✓	Class 4	Class F, 177 km/h (110 mph)	✓
Landmark PRO			Two-piece laminated fiberglass-based construction; Classic shades and dimensional appearance of natural wood or slate	✓	✓	✓	Class 3	Class F, 177 km/h (110 mph)	✓
Landmark ClimateFlex®			Two-piece laminated fiberglass-based construction; Greater cold-weather flexibility, increased ductile properties.	✓	✓	✓	Class 4	Class F, 110 mph	✓
Landmark			Two-piece laminated fiberglass-based construction; Classic shades and dimensional appearance of natural wood or slate	✓	✓	✓	Class 3	Class F, 177 km/h (110 mph)	✓

** Wind warranty upgrade to 130 mph available.

*** Wind warranty upgrade to 160 mph available.

Conforms To CSA Standard A123.5	Limited Transferable Warranty Against Manufacturing Defects On Residential Applications <i>*50-Year on Group-owned or Commercial Applications</i>	StreakFighter algae-resistance Warranty (where available)	Cool Roof Technology (Solar Reflectivity)	SureStart Protection	Wind-Resistance Warranty <i>Upgraded wind warranty available. See warranty for details and limitations</i>	Shingle Size	Bundles Per Square
✓	Lifetime*	30-year		10-year	15-year 177 km/h (110 mph) **	18" x 36" 8" Exposure	5
✓	Lifetime*	30-year		10-year	15-year 177 km/h (110 mph) **	18" x 36" 8" Exposure	5
✓	Lifetime*	30-year		10-year	15-year 177 km/h (110 mph) **	18" x 36" 8" Exposure	4
✓	Lifetime*	25-year		10-year	15-year 177 km/h (110 mph) **	18" x 36" 8" Exposure	3
✓	Lifetime*	30-year		10-year	15-year 177 km/h (110 mph) **	14 1/4" x 40" 4" Exposure	6
✓	Lifetime*	30-year		10-year	15-year 177 km/h (110 mph) **	14 1/4" x 40" 4" Exposure	5

✓	Lifetime*	30-year		10-year	15-year 177 km/h (110 mph) ***	13 1/4" x 38 3/4" 5 5/8" Exposure	4
✓	Lifetime*	30-year		10-year	15-year 177 km/h (110 mph) ***	13 1/4" x 38 3/4" 5 5/8" Exposure	3
✓	Lifetime*	25-year		10-year	15-year 110 mph ***	13 1/4" x 38 3/4" 5 5/8" Exposure	3
✓	Lifetime*	25-year		10-year	15-year 177 km/h (110 mph) ***	13 1/4" x 38 3/4" 5 5/8" Exposure	3

CertainTeed starter and CertainTeed hip and ridge required.

High-Performance Starter

Starter Course shingle specifically for use with Grand Manor, Belmont and Highland Slate—and the only approved installation alternative to using the shingles themselves.

- 10" x 36", 102 lineal ft. per bundle, 34 shingles per bundle
- Provides labour and cost savings by not cutting shingles
- Dual sealant strip for increased wind resistance
- Better look with straight factory-cut eave edge

Presidential Starter

Required for Presidential Shake TL and Presidential Shake applications.

- 13 1/4" x 40" (required double layer), 36.5 lineal ft. per bundle (based on 2-layer application), 22 shingles per bundle
- Two layers of straight factory-cut eave edge
- Available in the entire Presidential Shake TL and Presidential Shake colour line
- Assures Class A fire rating
- Saves significant installation time

Swiftstart® and Swiftstart® SA

Swiftstart metric starter shingle is designed specifically for use with CertainTeed Landmark Series shingles. Rather than cutting expensive field shingles to use as starters, you can save time and money by starting with Swiftstart.

- Code-compliant, meets min. 2" headlap requirement for metric shingles; many competing products do not
- Recommended for use to obtain enhanced warranties
- SwiftStart® SA features a sealing strip to prevent wind uplift at the roof edge, ensuring enhanced durability and waterproofing.

Shadow Ridge

- Hip and ridge for Landmark Series; 30 lineal ft. per bundle; 24 shingles per bundle
- Available in [ClimateFlex®](#) version, to be used with [ClimateFlex®](#) Shingles

Shangle® Ridge

- Hip and ridge for Grand Manor, Carriage House, Highland Slate and Belmont; 10 lineal ft. per bundle; 15 shingles per bundle

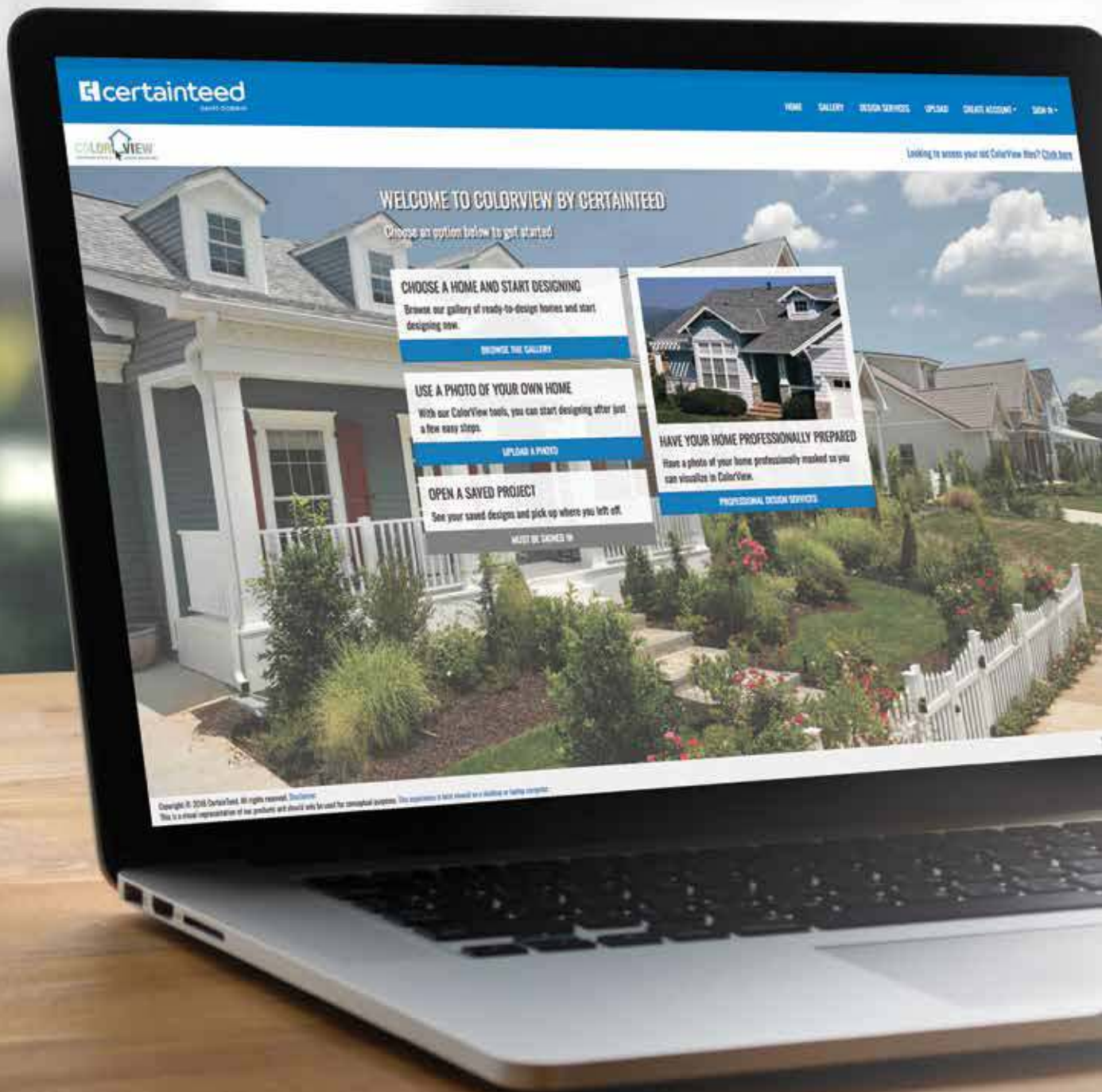
Cedar Crest®

- Hip and ridge for Landmark Series, Landmark TL, Presidential Shake, Presidential Shake TL, Highland Slate and Belmont; 20 lineal ft. per bundle

Ventilation

- CertainTeed Ridge Vent 12" filtered
- CertainTeed Rolled Ridge Vent filtered
- CertainTeed Intake Vent filtered

The ColorView® Visualizer: Design your Dream Home with the Click of a Mouse



CertainTeed created the ColorView tool to help homeowners bring their creative vision to reality.

Just look through a photo library of homes to choose one that looks most like your own. Then click on the roof to easily switch designs and see what CertainTeed product looks best. You can choose from hundreds of different roofing design and colour combinations, and even add roof accents in different colours. All before anyone raises a hammer.

Want to visualize different roofing styles on your own home? You can upload photos to ColorView and have them digitally masked by one of our design professionals, or use DIY mode to upload and mask your own photos.

Plus, you can print or share your ColorView photos with family and friends to get their feedback. Visit colorview.certainteed.com and get started.







With **a portfolio of commercial and residential roofing products** and quality standards that lead the industry, you can rest easily knowing CertainTeed has you covered.



Residential



Residential Accessories



Solar



Commercial



Commercial Accessories



Liquid-Applied Roofing

learn more at:
certainteed.ca/roofing

Products
available in
areas shown



CertainTeed

Ceilings • Gypsum • Insulation • Roofing • Siding • Trim
20 Moores Road, Malvern, PA 19355 | 800-233-8990 | certainteed.ca

©04/26 CertainTeed, Printed in the USA, Code No. 00-00-802-CA-EN