

2026

Siding Collection

Product Catalog

SPRING EDITION

Composite Siding & Trim
Reinforced Siding & Accessories
Aluminum Siding, Soffit & Trim
Vinyl & Polymer Siding,
Soffit & Trim
Stone Cladding
Cellular PVC Trim
Weather Resistant Barriers

WHAT'S NEW

Below are the new additions for Siding in 2026.

SIDING PRODUCTS

NEW — RISE® Composite Siding

RISE Lap Siding is available in smooth and woodgrain textures, in 3 exposures — 5", 7", and 10-3/4"; 4'x10' RISE Panels are available in smooth and woodgrain textures. All lap and panel siding are available primed or all 20 RISE colors.

Primed (200), Castle Stone (237), Charcoal Gray (246), Colonial White (201), Cypress (242), Flagstone (297), Forest (247), Granite Gray (234), Herringbone (204), Melrose (239), Midnight Blue (245), Natural Clay (260), Pacific Blue (227), Sable Brown (229), Seagrass (230), Slate (244), Smoky Gray (283), Sterling Gray (233), Savannah Wicker (259), Tuxedo (256), Weathered Wood (290)

CERTApLank® Reinforced Siding

Melrose (39), Tuxedo (56)

STONEfaçade® Architectural Stone Cladding System

Acadia Breeze (514), Shenandoah Ridge (515)

Sill, Single Course Electrical and Single Course Light Boxes are available in Greige (513)

PVC TRIM

Restoration Millwork WP4/Nickel Gap and Beadboard, TightLap™

NEW Woodgrain colors — Ashstone Gray (07H), Auburn (09H), Deep Woodland (06H), Golden Harvest (10H), Warm Honey (08H)

Restoration Millwork #49 Crown Scant and Bed Mould Profiles

NEW Woodgrain colors — Ashstone Gray (07B), Auburn (09B), Deep Woodland (06B), Golden Harvest (10B), Warm Honey (08B)

SOFFIT & ACCESSORIES

NEW — RISE® Composite Accessories

RISE Trim is available in smooth and woodgrain textures, in 6 exposures - 3", 4", 6", 8", 10", and 12"; 4" corner is available in woodgrain texture. All trim products are available in primed or all 20 RISE colors.

NEW — RISE® Composite Siding Touch-up Paint

Available in all colors

NEW — RISE® Composite Siding Joint Covers

Available in all colors

NEW — VYCOR® Wraps and Tapes

CertaShield™ SA – formerly VYCOR® ENv-s® (40' x 120 ft): 4", 6", 9", 12", 40"

VYCOR® RA25 4": 12-roll box,

VYCOR® RA25 6": 8-roll box,

VYCOR® RA25 9": 4-roll box,

VYCOR® RA25 12": 4-roll box,

VYCOR® RA25 18": bulk pack

VYCOR® BUTYL: 4", 6", 9", 12"

VYCOR® RA40: 4"x50, 6"x50, 9"x50, 12"x50

VyCORNER™

VYCOR® DECK PROTECTOR 4"

3/8" J-Channel

Melrose (39), Tuxedo (56)

3/4" H-Bar

Castle Stone (37), Flagstone (97), Forest (47), Herringbone (04), Melrose (39), Smoky Gray (83), Tuxedo (56)

NEW — Vinyl Siding Pallet Cover

ALUMINUM SIDING PRODUCTS

COMING SOON — Urban Reserve® Metal Siding and Soffit (Smooth Finish) and Urban Reserve Aluminum Accessories: Outside Corner, 3/8" J-Channel, Metal Starter, H-Trim, and Poly Smooth Trim Coil

6 NEW woodgrain colors: Gothic Grey (111), Harvest Cedar (167), Loft Blonde (140), Natural Sienna (157), Rockwood (189), Soho Grey (159)

Urban Reserve® Metal Siding and Soffit (Smooth Finish)

Touch-up Kit (ALPAINT) — Black LG (054), Brushed Pewter (139), Carbon Black (136), Charcoal Ash (149), Commercial Brown (112), Gothic Grey (111), Grafton Grey (131), Harvest Cedar (167), Loft Blonde (140), Natural Sienna (157), Rockwood (189), Rustic Granite (155), Silver Bullet (106), Soho Grey (159), Wolf White (191)

Table of Contents

Color Matrices.....	2, 5-6
Accessory Matrix.....	4
Composite Siding	
RISE® Composite Siding.....	7
RISE® Composite Trim	8
Reinforced Siding	
CERTAp plank® Reinforced Siding.....	9
Reverse Board & Batten Reinforced Siding.....	9
CERTAp plank® Accessories	10
Aluminum Siding	
Urban Reserve® Aluminum Siding.....	11
Shake & Shingle Siding	
Cedar Impressions® Polymer Shake & Shingle Siding	14
Cedar Impressions® Accessories	17
Northwoods® Vinyl Shake & Shingle Siding	20
Insulated Siding	
CedarBoards™ and CedarBoards™ XL Insulated Siding.....	21
CedarBoards™ Accessories.....	22,23
Vinyl Siding	
Monogram®	24
Monogram® XL	25
Restoration Classic™.....	26
Board & Batten.....	27
Carolina Beaded™	28
MainStreet™	29, 30
American Legend™.....	31
Encore™	32
STONEfaçade® Architectural Stone Cladding System	33
Vinyl Carpentry® Soffit & Vertical Siding	
Invisivent® Triple 3-1/3" Soffit	35
Perimeter™ Triple 3-1/3" Soffit	35
Ironmax™ Soffit	36
Beaded Soffit	37
Universal Soffit.....	38
Value Soffit	39
Aluminum Soffit	40
Vinyl Carpentry® Accessories and Tools	
Corner Systems.....	42
Window & Door Trim	48
Wall Transitions.....	50
Soffit Transitions.....	51
J-Channel.....	52
Functional Trim	54
Starter Strips	55
Soffit Trim	56
Mounting Blocks.....	58,59
Shingle Repair Kit & Monogram Zipper Tool.....	60
Aluminum Accessories	61
Restoration Millwork® Cellular PVC Trim	64
Weather Resistant Barrier & Housewrap	
CertaWrap™ Weather Resistant Barrier & Housewrap	77
CertaShield™ Weather Resistant Barrier & Housewrap	78
Flashing Tapes.....	79, 80

SIDING PRODUCTS

Northwoods®

CedarBoards™ & CedarBoards™ XL

CERTAp plank®

Monogram®

Monogram® XL**Restoration Classic™**

Board & Batten

Carolina Beaded™

MainStreet™

American Legend™

Encore™

[†]Dimensions shown are nominal

2

SIDING PRODUCTS

33	AUTUMN RED
34	AUTUMN YELLOW
35	BERMUDA BLUE
36	BROWNSTONE
37	BUCKSKIN
38	CASTLE STONE
39	► CEDAR BLEND
40	CEDAR BLEND - LIGHT
41	CEDAR BLEND - MEDIUM
42	CEDAR BLEND - DARK
43	CHARCOAL GRAY
44	COLONIAL WHITE
45	CYPRESS
46	DEEP MINERAL
47	DESERT TAN
48	► DRIFTWOOD BLEND
49	DRIFTWOOD BLEND - LIGHT
50	DRIFTWOOD BLEND - MEDIUM
51	DRIFTWOOD BLEND - DARK
52	ESPRESSO
53	FLAGSTONE
54	FOREST
55	GRANITE GRAY
56	GRAYSTONE
57	HEARTHSTONE
58	HERITAGE CREAM
59	HERRINGBONE
60	MELROSE
61	MIDNIGHT BLUE
62	MOUNTAIN CEDAR
63	► NATURAL BLEND
64	NATURAL BLEND - LIGHT
65	NATURAL BLEND - MEDIUM
66	NATURAL BLEND - DARK
67	NATURAL CLAY
68	PACIFIC BLUE
69	► RUSTIC BLEND
70	RUSTIC BLEND - LIGHT
71	RUSTIC BLEND - MEDIUM
72	RUSTIC BLEND - DARK
73	SABLE BROWN
74	SAVANNAH WICKER
75	SEAGRASS
76	SLATE
77	SMOKY GRAY
78	SNOW
79	SPARROW
80	SPRUCE
81	STERLING GRAY
82	TUXEDO
83	WEATHERED WOOD
84	WEDGEWOOD BLUE

Sawmill Shingles

[illegible][illegible]

Rough-Split Shakes

[illegible]

► CONSISTENT VARIEGATED COLOR THROUGHOUT THE PANEL

VINYL CARPENTRY® SOFFIT & VERTICAL SIDING

23	AUTUMN RED
54	BLACK
26	BERMUDA BLUE
40	BROWNSTONE
37	CASTLE STONE
46	CHARCOAL GRAY
91	COLONIAL WHITE
42	CYPRESS
07	DESERT TAN
43	ESPRESSO
97	FLAGSTONE
47	FOREST
34	GRANITE GRAY
11	HERITAGE CREAM
04	HERRINGBONE
49	MUSKET BROWN
60	NATURAL CLAY
32	OXFORD BLUE
27	PACIFIC BLUE
29	SABLE BROWN
15	SANDSTONE BEIGE
59	SAVANNAH WICKER
44	SLATE
31	SNOW
33	STERLING GRAY

[illegible]

T3-1/3" HIDDEN VENT AND SOLID

T3-1/3" HIDDEN VENT AND SOLID

D5" SOLID D5" VENTED

[illegible][illegible][illegible][illegible]

For more information call 800-233-8990
www.certainteed.com

Accessory Matrix

PRODUCT CODE # »	CORNER SYSTEMS	DECORATIVE TRIM	J-CHANNEL	FUNCTIONAL TRIM	STARTER STRIPS	SOFFIT TRIM
5401	3/4" CORNERPOST WOODGRAIN					
5402	3/4" CORNERPOST MATTE					
5409	1" CORNERPOST WOODGRAIN					
5412	1-1/4" INSULATED CORNERPOST					
5436	3/4" INSIDE CORNERPOST					
5446	1-1/4" INSIDE CORNERPOST					
5405	INDIVIDUAL 5" SAWMILL CORNER					
5452	D7 STAGGERED PERFECTION MITERED CORNERPOST					
5459	7" PERFECTION MITERED OFFSET CORNERPOST					
5406	T5 SAWMILL MITERED OFFSET CORNERPOST					
5450	D7, D9 ROUGH-SPLIT MITERED CORNERPOST					
5432	TRADITIONAL SUPERCORNER™					
5447	1-1/4" TRADITIONAL SUPERCORNER™					
5424	FLUTED SUPERCORNER™					
5587	CORNICE MOLDING					
5582	CORNICE MOLDING RECEIVER					
5585	FINISH BOARD					
5584	BAND BOARD					
50306	3/8" J-CHANNEL					
50305	1/2" J-CHANNEL					
50310	5/8" J-CHANNEL					
50303	3/4" J-CHANNEL					
50302	1" J-CHANNEL					
50301	1-1/4" J-CHANNEL					
56917	SHAKE / SHINGLE UNDERSILL TRIM					
56916	DUAL UNDERSILL TRIM					
56904	UNDERSILL TRIM					
53601	2-1/4" VINYL STARTER STRIP					
53602	2-1/2" METAL STARTER STRIP					
53603	4" METAL SHINGLE STARTER STRIP					
53604	5" METAL REMODELING STARTER STRIP					
53609	STARTER STRIP FOR INSULATED SIDING					
53602	METAL STARTER STRIP FOR CERTAPLANK®					
52506	3/4" F-CHANNEL					
52502	5/8" F-CHANNEL					
52504	1/2" H BAR					
52505	3/8" H BAR					
5307	3/4" H BAR					

SIDING PRODUCTS

[illegible]

VINYL CARPENTRY® SOFFIT & VERTICAL SIDING

Invisivent® T3-1/3"	●	●		●				●	●	●	●			●		●	●			●		●
Perimeter™ T3-1/3"	●	●		●				●	●	●	●			●	●		●	●		●		●
Ironmax™ D5"	●	●		●				●	●	●	●			●	●					●	●	
Beaded T2"		●		●				●	●	●	●		●				●	●			●	
Universal T4"	●	●		●				●	●	●	●		●				●	●			●	●
Universal D5"													●								●	●
Value T4" & D5"													●								●	●

This is a suggested list. Some jobs may have unique requirements or a special use of accessories. Please consult product descriptions for available colors. Not all products available in all colors.

*3/4" Accessories may be used with Northwoods Single 7" Straight Edge Rough-Split Shakes provided product is not tight in accessory pocket.

Urban Reserve® Aluminum Siding Matrix



NEW SIDING PRODUCTS

Urban Reserve®

	BLACK LG	BRUSHED PEWTER	CARBON BLACK	CHARCOAL ASH	COMMERCIAL BROWN	▲ GOTHIC GREY	GRAFTON GREY	▲ HARVEST CEDAR	▲ LOFT BLONDE	▲ NATURAL SIENNA	▲ ROCKWOOD	RUSTIC GRANITE	SILVER BULLET	▲ SOHO GREY	WOLF WHITE
	054	139	136	149	112	111	131	167	140	157	189	155	106	159	191
ALUMINUM PANEL, SMOOTH	●	●	●	●	●	☆	●	☆	☆	☆	☆	●	●	☆	●
ALUMINUM SOFFIT, SMOOTH	●	●	●	●	●	☆	●	☆	☆	☆	☆	●	●	☆	●
STARTER STRIP, SMOOTH	●	●	●	●	●	☆	●	☆	☆	☆	☆	●	●	☆	●
3/8" J-CHANNEL, SMOOTH	●	●	●	●	●	☆	●	☆	☆	☆	☆	●	●	☆	●
OUTSIDE CORNER, SMOOTH	●	●	●	●	●	☆	●	☆	☆	☆	☆	●	●	☆	●
H-TRIM, SMOOTH	●	●	●	●	●	☆	●	☆	☆	☆	☆	●	●	☆	●
POLY SMOOTH TRIM COIL	●	●	●	●	●	☆	●	☆	☆	☆	☆	●	●	☆	●
TOUCH-UP KIT	●	●	●	●	●	☆	●	☆	☆	☆	☆	●	●	☆	●

☆COMING SOON ► REALISTIC TWO TONE WOODGRAINS

RISE® Composite Siding and Accessories Matrix



NEW SIDING PRODUCTS

RISE® Siding

	PRIMED	CASTLE STONE	CHARCOAL GRAY	COLONIAL WHITE	CYPRESS	FLAGSTONE	FOREST	GRANITE GRAY	HERRINGBONE	MELROSE	MIDNIGHT BLUE	NATURAL CLAY	PACIFIC BLUE	SABLE BROWN	SAVANNAH WICKER	SEAGRASS	SLATE	SMOKY GRAY	STERLING GRAY	TUXEDO	WEATHERED WOOD
	200	237	246	201	242	297	247	234	204	239	245	260	227	229	259	230	244	283	233	256	290
LAP SIDING WOODGRAIN - 5 IN.	●	●	●	●	●	●	●	●	●	●	●	●	●	●	●	●	●	●	●	●	●
LAP SIDING WOODGRAIN - 7 IN.	●	●	●	●	●	●	●	●	●	●	●	●	●	●	●	●	●	●	●	●	●
LAP SIDING WOODGRAIN - 10-3/4 IN.	●	●	●	●	●	●	●	●	●	●	●	●	●	●	●	●	●	●	●	●	●
LAP SIDING SMOOTH - 5 IN.	●	●	●	●	●	●	●	●	●	●	●	●	●	●	●	●	●	●	●	●	●
LAP SIDING SMOOTH - 7 IN.	●	●	●	●	●	●	●	●	●	●	●	●	●	●	●	●	●	●	●	●	●
LAP SIDING SMOOTH - 10-3/4 IN.	●	●	●	●	●	●	●	●	●	●	●	●	●	●	●	●	●	●	●	●	●
PANEL SIDING WOODGRAIN	●	●	●	●	●	●	●	●	●	●	●	●	●	●	●	●	●	●	●	●	●
PANEL SIDING SMOOTH	●	●	●	●	●	●	●	●	●	●	●	●	●	●	●	●	●	●	●	●	●

RISE® Accessories

TRIM BOARD SMOOTH - 3 IN., 4 IN., 6 IN., 8 IN., 10 IN., 12 IN.	●	●	●	●	●	●	●	●	●	●	●	●	●	●	●	●	●	●	●	●	●
TRIM BOARD WOODGRAIN - 3 IN., 4 IN., 6 IN., 8 IN., 10 IN., 12 IN.	●	●	●	●	●	●	●	●	●	●	●	●	●	●	●	●	●	●	●	●	●
CORNER WOODGRAIN	●	●	●	●	●	●	●	●	●	●	●	●	●	●	●	●	●	●	●	●	●
JOINT COVERS	●	●	●	●	●	●	●	●	●	●	●	●	●	●	●	●	●	●	●	●	●
TOUCH-UP PAINT	●	●	●	●	●	●	●	●	●	●	●	●	●	●	●	●	●	●	●	●	●

†Dimensions shown are nominal

Aluminum Soffit & Accessories Matrices

NEW ALUMINUM SOFFIT & ACCESSORIES

	BLACK LG	COLONIAL WHITE	MUSKET BROWN	NATURAL CLAY
	054	001	049	060
Aluminum Soffit				
ALUMINUM T4" SOLID SOFFIT, STANDARD, SMOOTH	●	●	●	●
ALUMINUM T4" CENTER VENTED SOFFIT, STANDARD, SMOOTH	●	●	●	●
ALUMINUM T4" FULLY VENTED SOFFIT, STANDARD, SMOOTH	●	●	●	●
ALUMINUM T4" SOLID SOFFIT, PREMIUM, SMOOTH	●	●	●	●
ALUMINUM T4" CENTER VENTED SOFFIT, PREMIUM, SMOOTH	●	●	●	●
ALUMINUM T4" FULLY VENTED SOFFIT, PREMIUM, SMOOTH	●	●	●	●
ALUMINUM QUAD 4" SOLID SOFFIT, STANDARD, SMOOTH	●	●	●	●
ALUMINUM QUAD 4" CENTER VENTED SOFFIT, STANDARD, SMOOTH	●	●	●	●
ALUMINUM QUAD 4" FULLY VENTED SOFFIT, STANDARD, SMOOTH	●	●	●	●
ALUMINUM QUAD 4" SOLID SOFFIT, PREMIUM, SMOOTH	●	●	●	●
ALUMINUM QUAD 4" CENTER VENTED SOFFIT, PREMIUM, SMOOTH	●	●	●	●
ALUMINUM QUAD 4" FULLY VENTED SOFFIT, PREMIUM, SMOOTH	●	●	●	●
Aluminum Accessories				
ALUMINUM 3/8" J-CHANNEL	●	●	●	●
ALUMINUM 3/8" F-CHANNEL	●	●	●	●
ALUMINUM 6" RIBBED FASCIA	●	●	●	●
ALUMINUM 8" RIBBED FASCIA	●	●	●	●
ALUMINUM DRIP EDGE T 1-1/2"	●	●	●	●
ALUMINUM DRIP EDGE T 2"	●	●	●	●

†Dimensions shown are nominal

ALUMINUM ACCESSORIES

Trim Coil

ALUMINUM TRIM COIL, 24" X 50' PVC, STRIATED 56901	●	●		●	●	●	●		●	●	●	●	●	●		●		●	●	●	●		●	●	●	●			●	●	●		●	●	●	●		
ALUMINUM TRIM COIL, 24" X 50' PVC, STRIATED AL1001							●									●					●						●	●			●							
ALUMINUM TRIM COIL, 24" X 50' POLY, SMOOTH AL1000			●				●	☆							☆					●	●	●								☆	☆	☆		●			●	

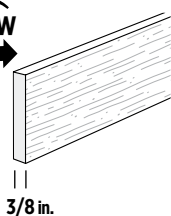
†Dimensions shown are nominal

* Solid color accessory: Cedar Blend Solid use with Cedar Blend panels

★NEW COLOR ☆COMING SOON

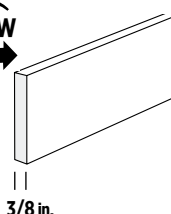
Siding

RISE Lap Siding – Woodgrain



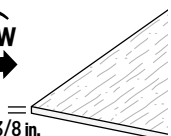
Part/Item Number	Finish	Length	Thickness	Exposure	Actual Face Width	Pieces/Pallet	Pieces/Square	Squares/Pallet	Net. Weight [†] lbs/Pallet
38203	Woodgrain	160 in.	3/8 in.	5 in.	6.25 in.	210	18	11.67	2,924
38209	Woodgrain	160 in.	3/8 in.	7 in.	8.25 in.	150	13	11.67	2,771
38211	Woodgrain	160 in.	3/8 in.	10-3/4 in.	12 in.	120	9	13.33	3,183

RISE Lap Siding – Smooth



Part/Item Number	Finish	Length	Thickness	Exposure	Actual Face Width	Pieces/Pallet	Pieces/Square	Squares/Pallet	Net. Weight [†] lbs/Pallet
38202	Smooth	160 in.	3/8 in.	5 in.	6.25 in.	210	18	11.67	2,924
38206	Smooth	160 in.	3/8 in.	7 in.	8.25 in.	150	13	11.67	2,771
38212	Smooth	160 in.	3/8 in.	10-3/4 in.	12 in.	120	9	13.33	3,183

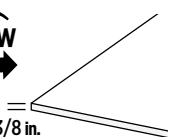
RISE Panel Siding – Woodgrain*



Part/Item Number	Finish	Nominal	Actual	Pieces/Pallet	Squares/Pallet	Net. Weight [†] lbs/Pallet
38104	Woodgrain	3/8 in. x 4 ft. x 10 ft.	0.40 in. x 4 ft. x 10 ft.	75	30	5,750

*Often applied as the base for board and batten look

RISE Panel Siding – Smooth*

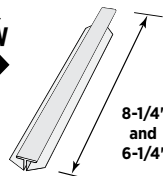


Part/Item Number	Finish	Nominal	Actual	Pieces/Pallet	Squares/Pallet	Net. Weight [†] lbs/Pallet
38105	Smooth	3/8 in. x 4 ft. x 10 ft.	0.40 in. x 4 ft. x 10 ft.	75	30	5,750

*Often applied as the base for board and batten look

Joint Covers (2 sizes)

RISE Joint Cover – Smooth and Woodgrain



Part/Item Number	Finish	Dimensions	Pieces/Carton	Net. Weight lbs/Carton
121319	Woodgrain	6-3/8 in. x 3/4 in.	50	2
121320	Woodgrain	8-3/8 in. x 3/4 in.	50	2
121302	Smooth	6-3/8 in. x 3/4 in.	50	2
121316	Smooth	8-3/8 in. x 3/4 in.	50	2

Touch-up Paint

RISE Touch-up Paint*



Part/Item Number	Quarts per Carton	Net. Weight lbs/Carton
121300	6	18

Only for use with RISE products.
* Not available in “primed (200)” color

All products above available Primed and in 20 colors

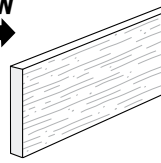
Primed (200)	Cypress (242)	Herringbone (204)	Pacific Blue (227)	Smoky Gray (283)	Weathered Wood (290)
Castle Stone (237)	Flagstone (297)	Melrose (239)	Sable Brown (229)	Sterling Gray (233)	
Charcoal Gray (246)	Forest (247)	Midnight Blue (245)	Seagrass (230)	Savannah Wicker (259)	
Colonial White (201)	Granite Gray (234)	Natural Clay (260)	Slate (244)	Tuxedo (256)	

[†]Weights include pallet.

For more information call 800-233-8990
www.certainteed.com

Trim Boards

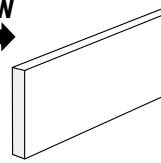
RISE Trim Board – Woodgrain



4/4 in.
5/4 in.
5/8 in.

Part/Item Number	Finish	Nominal	Actual	Pieces/ Pallet	Linear Ft./ Pallet	Net. Weight lbs/Pallet [†]
121303	Woodgrain	4/4 in. x 3 in. x 160 in.	0.80 in. x 2-1/2 in. x 160 in.	324	4,320.00	3,550
121304	Woodgrain	4/4 in. x 4 in. x 160 in.	0.80 in. x 3-1/2 in. x 160 in.	182	2,426.67	2,845
121306	Woodgrain	4/4 in. x 6 in. x 160 in.	0.80 in. x 5-1/2 in. x 160 in.	112	1,493.33	2,760
121308	Woodgrain	4/4 in. x 8 in. x 160 in.	0.80 in. x 7-1/4 in. x 160 in.	84	1,120.00	2,731
121310	Woodgrain	4/4 in. x 10 in. x 160 in.	0.80 in. x 9-1/4 in. x 160 in.	70	933.33	2,888
121312	Woodgrain	4/4 in. x 12 in. x 160 in.	0.80 in. x 11-1/4 in. x 160 in.	56	746.67	2,817
541303	Woodgrain	5/4 in. x 3 in. x 160 in.	1 in. x 2-1/2 in. x 160 in.	324	4,320.00	4,375
541304	Woodgrain	5/4 in. x 4 in. x 160 in.	1 in. x 3-1/2 in. x 160 in.	182	2,426.67	3,494
541306	Woodgrain	5/4 in. x 6 in. x 160 in.	1 in. x 5-1/2 in. x 160 in.	112	1,493.33	3,387
541308	Woodgrain	5/4 in. x 8 in. x 160 in.	1 in. x 7-1/4 in. x 160 in.	84	1,120.00	3,351
541309	Woodgrain	5/4 in. x 10 in. x 160 in.	1 in. x 9-1/4 in. x 160 in.	70	933.33	3,547
541312	Woodgrain	5/4 in. x 12 in. x 160 in.	1 in x 11-1/4 in. x 160 in.	56	746.67	3,458
961062 Batten Strip	Woodgrain	5/8 in. x 3 in. x 160 in.	0.625 in. x 2-1/2 in. x 160 in.	414	5,520.00	3,544

RISE Trim Board – Smooth

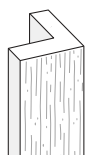


4/4 in.
5/4 in.
5/8 in.

Part/Item Number	Finish	Nominal	Actual	Pieces/ Pallet	Linear Ft./ Pallet	Net. Weight lbs/Pallet [†]
121315	Smooth	4/4 in. x 3 in. x 160 in.	0.80 in. x 2-1/2 in. x 160 in.	324	4,320.00	3,550
121305	Smooth	4/4 in. x 4 in. x 160 in.	0.80 in. x 3-1/2 in. x 160 in.	182	2,426.67	2,845
121307	Smooth	4/4 in. x 6 in. x 160 in.	0.80 in. x 5-1/2 in. x 160 in.	112	1,493.33	2,760
121309	Smooth	4/4 in. x 8 in. x 160 in.	0.80 in. x 7-1/4 in. x 160 in.	84	1,120.00	2,731
121311	Smooth	4/4 in. x 10 in. x 160 in.	0.80 in. x 9-1/4 in. x 160 in.	70	933.33	2,888
121314	Smooth	4/4 in. x 12 in. x 160 in.	0.80 in. x 11-1/4 in. x 160 in.	56	746.67	2,817
541301	Smooth	5/4 in. x 3 in. x 160 in.	1 in. x 2-1/2 in. x 160 in.	324	4,320.00	4,375
541305	Smooth	5/4 in. x 4 in. x 160 in.	1 in. x 3-1/2 in. x 160 in.	182	2,426.67	3,494
541307	Smooth	5/4 in. x 6 in. x 160 in.	1 in. x 5-1/2 in. x 160 in.	112	1,493.33	3,387
541311	Smooth	5/4 in. x 8 in. x 160 in.	1 in. x 7-1/4 in. x 160 in.	84	1,120.00	3,351
541313	Smooth	5/4 in. x 10 in. x 160 in.	1 in. x 9-1/4 in. x 160 in.	70	933.33	3,547
541310	Smooth	5/4 in. x 12 in. x 160 in.	1 in x 11-1/4 in. x 160 in.	56	746.67	3,458
961065 Batten Strip	Smooth	5/8 in. x 3 in. x 160 in.	0.625 in. x 2-1/2 in. x 160 in.	414	5,520.00	3,544

Corner

RISE Corner – Woodgrain



Part/Item Number	Finish	Nominal	Actual	Pieces/ Pallet	Linear Ft./ Pallet	Net. Weight lbs/Pallet [†]
541302	Woodgrain	5/4 in. x 4 in. x 160 in.	1 in. x 3-1/2 in. x 160 in.	90	1,213.00	3,460

All products above available Primed and in 20 colors

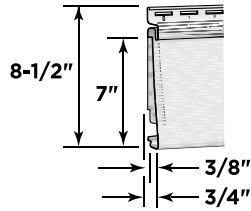
Primed (200)	Cypress (242)	Herringbone (204)	Pacific Blue (227)	Smoky Gray (283)	Weathered Wood (290)
Castle Stone (237)	Flagstone (297)	Melrose (239)	Sable Brown (229)	Sterling Gray (233)	
Charcoal Gray (246)	Forest (247)	Midnight Blue (245)	Seagrass (230)	Savannah Wicker (259)	
Colonial White (201)	Granite Gray (234)	Natural Clay (260)	Slate (244)	Tuxedo (256)	

[†]Weights include pallet.



SINGLE 7" WOODGRAIN REINFORCED CLAPBOARD

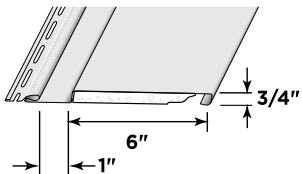
Product Code: 63106
Finish: Woodgrain
Length: 12' 4-1/2"
Thickness: .046"
Exposure: 7"
Projection: 3/4"*
Panels/Ctn.: 14
Squares/Ctn.: 1
Cartons/Pallet: 15
lbs./Ctn.: ≤ 66



Reverse Board & Batten Reinforced Siding

SINGLE 7" REVERSE BOARD & BATTEN - REINFORCED SIDING

Product Code: 63108
Finish: Woodgrain
Length: 10'
Thickness: .046"
Exposure: 7"
Projection: 3/4"
Panels/Ctn.: 16
Squares./Ctn.: .93
Cartons/Pallet: 12
lbs./Ctn.: ≤ 62



Product Code	63106 Single 7" Clapboard (Woodgrain)	63108 Single 7" Reverse Board & Batten - (Woodgrain) Reinforced	
Colonial White (01)	●	●	
Castle Stone (37)	●		
Granite Gray (34)	●	●	
Herringbone (04)	●		
Natural Clay (60)	●	●	
Savannah Wicker (59)	●	●	
Smoky Gray (83)	●		
Sterling Gray (33)	●	●	
WedgeWood Blue (89)	●		
Autumn Red (23)		●	
Charcoal Gray (46)	●	●	
Flagstone (97)	●		
Forest (47)	●		
Melrose (39)	★		
Midnight Blue (45)	●	●	
Pacific Blue (27)	●	●	
Sable Brown (29)	●	●	
Tuxedo (56)	★		

★ NEW COLOR

* Complete Assembly
≤ Heaviest weight listed - varies by color.

CERTaplank® Accessories

Vinyl Siding Products

METAL STARTER STRIP FOR CERTaplank REINFORCED SIDING

Product Code: 53612

Finish: Mill

Length: 10'

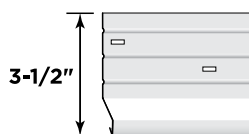
Width: 3-1/2"

Pieces/Ctn.: 25

Lin. Ft./Ctn.: 250'

Cartons/Pallet: 35

Lbs./Ctn.: 65



NEW 3/8" POCKET J-CHANNEL/ CERTaplank SILL TRIM

COLORS

Product Code: 50306

Finish: Matte

Length: 12' 6"

Channel/
Pocket Height: 3/8"

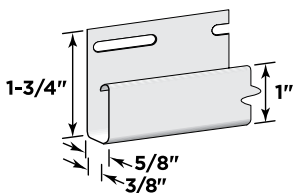
Back Height: 5/8"

Pieces/Ctn.: 48

Lin. Ft./Ctn.: 600

Cartons/Pallet: 30

Lbs./Ctn.: ≤ 55



For use with CERTaplank Siding as a Sill Trim.

CORNICE MOLDING

Product Code: 55817

Finish: Matte

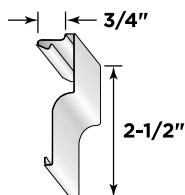
Length: 12' 6"

Pieces/Ctn.: 10

Lin. Ft./Ctn.: 125

Cartons/Pallet: 32

Lbs./Ctn.: ≤ 16



For use with Cornice Receiver or Deluxe F-Channel.

CORNICE RECEIVER

Product Code: 55812

Finish: Matte

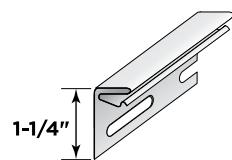
Length: 12' 6"

Pieces/Ctn.: 24

Lin. Ft./Ctn.: 300

Cartons/Pallet: 35

Lbs./Ctn.: ≤ 28



Product Code	53612 Metal Starter Strip for CERTaplank Reinforced Siding	50306 3/8" Pocket J-Channel/ CERTaplank Sill Trim	55817 Cornice Molding	55812 Cornice Receiver	
No Color	●			●	
Colonial White (01)		●	●		
Bermuda Blue (26)		●	●		
Brownstone (40)			●		
Buckskin (41)			●		
Castle Stone (37)		●	●		
Cedar Blend Solid* (48)			+		
Cypress (42)			●		
Desert Tan (07)		●	●		
Granite Gray (34)		●	●		
Graystone (61)			●		
Heritage Cream (11)			●		
Herringbone (04)		●	●		
Natural Clay (60)		●	●		
Sandstone Beige (15)		●	●		
Savannah Wicker (59)		●	●		
Seagrass (30)			●		
Smoky Gray (83)		●	●		
Snow (31)		●	●		
Sparrow (58)			●		
Sterling Gray (33)		●	●		
Weathered Wood (90)			●		
Wedgewood Blue (89)		●	●		
Autumn Red (23)		●	●		
Charcoal Gray (46)		●	●		
Deep Mineral (22)			●		
Espresso (43)			●		
Flagstone (97)		●	●		
Forest (47)		●	●		
Hearthstone (19)			●		
Melrose (39)		★	●		
Midnight Blue (45)		●	●		
Mountain Cedar (17)			●		
Pacific Blue (27)		●	●		
Sable Brown (29)		●	●		
Slate (44)			●		
Spruce (16)			●		
Tuxedo (56)		★	●		

★ NEW COLOR

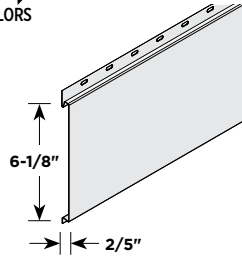
Urban Reserve®

Aluminum Siding & Soffit

Aluminum Products



URBAN RESERVE 6" SMOOTH PANEL

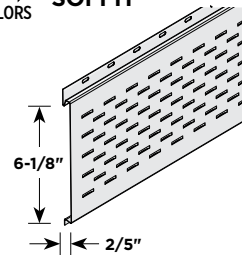


Product Code: AL2020

Finish: Smooth
Length: 12'
Thickness: 0.027"
Exposure: 6-1/8"
Projection: 2/5"
Panels/Ctn.: 16
Lin. Ft./Ctn.: 192'
Cartons/Pallet: 20
lbs./Ctn.: 48



URBAN RESERVE 6" SMOOTH VENTED SOFFIT



Product Code: AL2022

Finish: Smooth
Length: 12'
Thickness: 0.027"
Exposure: 6-1/8"
Projection: 2/5"
Panels/Ctn.: 16
Lin. Ft./Ctn.: 192'
Cartons/Pallet: 20
lbs./Ctn.: 48

Ventilation (NFA/Sq. Ft.: 4.058")

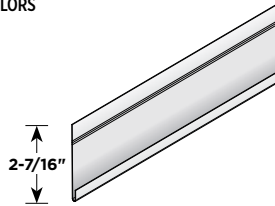
Product Code		AL2020 6" Panel (Smooth)	AL2022 6" Soffit (Smooth)	
COLOR	Black LG (054)	●	●	
	Brushed Pewter (139)	●	●	
	Carbon Black (136)	●	●	
	Charcoal Ash (149)	●	●	
	Commercial Brown (112)	●	●	
	Grafton Grey (131)	●	●	
	Rustic Granite (155)	●	●	
	Wolf White (191)	●	●	
DLX	Silver Bullet (106)	●	●	
PREMIUM	► Gothic Grey (111)	☆	☆	
	► Harvest Cedar (167)	☆	☆	
	► Loft Blonde (140)	☆	☆	
	► Natural Sienna (157)	☆	☆	
	► Rockwood (189)	☆	☆	
	► Soho Grey (159)	☆	☆	

► REALISTIC TWO TONE WOODGRAIN COLORS (SMOOTH)

☆COMING SOON



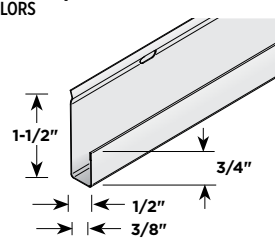
**URBAN RESERVE
SMOOTH
STARTER STRIP**



Product Code: AL2070
Finish: Smooth
Length: 12'
Width: 2-7/16"
Pieces/Ctn.: 22
Lin. Ft./Ctn.: 264'
Cartons/Pallet: 48
lbs./Ctn.: 22



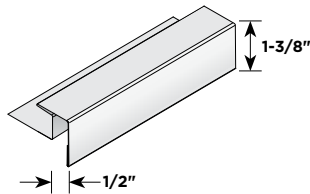
**URBAN RESERVE
SMOOTH
3/8" J-CHANNEL**



Product Code: AL1040
Finish: Smooth
Length: 12'
Channel/
Pocket Height: 3/8"
Back Height: 1/2"
Pieces/Ctn.: 50
Lin. Ft./Ctn.: 600'
Cartons/Pallet: 49
lbs./Ctn.: 35



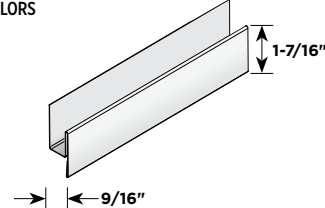
**URBAN RESERVE
SMOOTH
OUTSIDE CORNER**



Product Code: AL2040
Finish: Smooth
Length: 10'
Face: 1-3/8"
Pieces/Ctn.: 10
Lin. Ft./Ctn.: 100'
Cartons/Pallet: 32
lbs./Ctn.: 32



**URBAN RESERVE
SMOOTH
H-TRIM**



Product Code: AL2042
Finish: Smooth
Length: 10'
Channel: 9/16"
Pieces/Ctn.: 10
Lin. Ft./Ctn.: 100'
Cartons/Pallet: 20
lbs./Ctn.: 32



**URBAN RESERVE
TOUCH-UP KIT**



Product Code: ALPAINT
2 oz per bottle
(includes brush)

Product Code		AL2070 Starter Strip (Smooth)	AL1040 3/8" J- Channel (Smooth)	AL2040 Outside Corner (Smooth)	AL2042 H-Trim (Smooth)	ALPAINT Touch-up Kit
COLOR	Black LG (054)	●	●	●	●	●
	Brushed Pewter (139)	●	●	●	●	●
	Carbon Black (136)	●	●	●	●	●
	Charcoal Ash (149)	●	●	●	●	●
	Commercial Brown (112)	●	●	●	●	●
	Grafton Grey (131)	●	●	●	●	●
	Rustic Granite (155)	●	●	●	●	●
	Wolf White (191)	●	●	●	●	●
DLX	Silver Bullet (106)	●	●	●	●	●
PREMIUM	▶ Gothic Grey (111)	☆	☆	☆	☆	☆
	▶ Harvest Cedar (167)	☆	☆	☆	☆	☆
	▶ Loft Blonde (140)	☆	☆	☆	☆	☆
	▶ Natural Sienna (157)	☆	☆	☆	☆	☆
	▶ Rockwood (189)	☆	☆	☆	☆	☆
	▶ Soho Grey (159)	☆	☆	☆	☆	☆

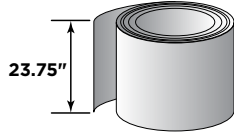
▶ REALISTIC TWO TONE WOODGRAIN COLORS (SMOOTH)

☆ COMING SOON

Only for use with Urban Reserve products.



**URBAN RESERVE
POLY SMOOTH
TRIM COIL**



Product Code: AL2010

Finish: Smooth
Length: 25'
Thickness: 0.023"
Width: 23.75"
Rolls/Ctn.: 1
Lin. Ft./Ctn.: 25'
Cartons/Pallet: 32
lbs./Ctn.: 18.75

Product Code		AL2010 Poly Trim Coil (Smooth)	
COLOR	Black LG (054)	●	
	Brushed Pewter (139)	●	
	Carbon Black (136)	●	
	Charcoal Ash (149)	●	
	Commercial Brown (112)	●	
	Grafton Grey (131)	●	
	Rustic Granite (155)	●	
	Wolf White (191)	●	
DLX	Silver Bullet (106)	●	
PREMIUM	► Gothic Grey (111)	☆	
	► Harvest Cedar (167)	☆	
	► Loft Blonde (140)	☆	
	► Natural Sienna (157)	☆	
	► Rockwood (189)	☆	
	► Soho Grey (159)	☆	

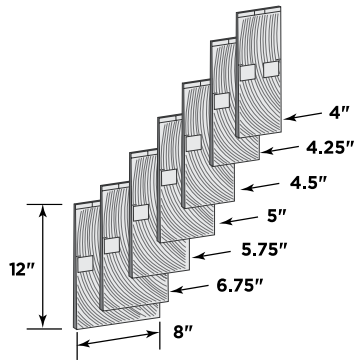
► REALISTIC TWO TONE WOODGRAIN COLORS (SMOOTH)

☆COMING SOON

Cedar Impressions®

Polymer Shingle Siding – Sawmill Finish

INDIVIDUAL 5" SAWMILL SHINGLES



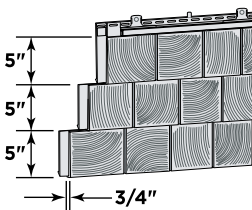
Product Code: 30146

Finish: Sawmill
Length: 7 Sizes –
4", 4.25",
4.5", 5", 5.75",
6.75", 8"

Exposure: 5"
Projection: Shingle is 1/2",
installs in
1" accessory

Panels/Ctn.: 168
Squares/Ctn.: .33
Linear Ft./Ctn.: ~80
Cartons/Pallet: 18
lbs./Ctn.: ≤ 44

TRIPLE 5" STRAIGHT EDGE SAWMILL SHINGLES



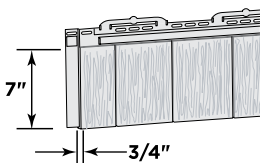
Product Code: 30106

Finish: Sawmill
Length: 60"
Exposure: 15"
Projection: 3/4"
Panels/Ctn.: 8
Squares/Ctn.: .50
Cartons/Pallet: 20
lbs./Ctn.: ≤ 43

Cedar Impressions®

Polymer Shingle Siding – Perfection Finish

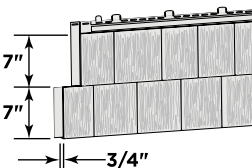
SINGLE 7" STRAIGHT EDGE PERFECTION SHINGLES



Product Code: 30137

Finish: Perfection
Length: 73.5"
Exposure: 7"
Projection: 3/4"
Panels/Ctn.: 14
Squares/Ctn.: .50
Cartons/Pallet: 32
lbs./Ctn.: ≤ 43

DOUBLE 7" STRAIGHT EDGE PERFECTION SHINGLES



Product Code: 30144

Finish: Perfection
Length: 48"
Exposure: 14"
Projection: 3/4"
Panels/Ctn.: 11
Squares/Ctn.: .50
Cartons/Pallet: 16
lbs./Ctn.: ≤ 42

Recommended trim: CertainTeed recommends the use of Restoration Millwork PVC trim for the most authentic look of genuine cedar. If you choose to use CertainTeed vinyl accessories, the following solid colors are the best comparable options: Natural Blend = Buckskin, Cedar Blend = Cedar Blend Solid, Driftwood Blend = Granite Gray or Charcoal Gray, Rustic Blend = Sable Brown

Polymer Siding Products

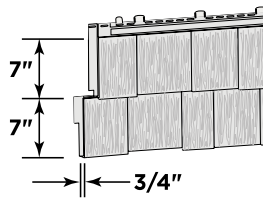
Product Code	30146 Individual 5" Sawmill Shingles	30106 Triple 5" Straight Edge Sawmill Shingles	30137 Single 7" Perfection Shingles	30144 Double 7" Straight Edge Perfection Shingles	
Colonial White (01)	●	●	●	●	
Autumn Red (23)		●		●	
Bermuda Blue (26)				●	
Brownstone (40)		●		●	
Castle Stone (37)		●		●	
Charcoal Gray (46)		●	●	●	
Cypress (42)		●	●	●	
Deep Mineral (22)				●	
Desert Tan (07)		●		●	
Espresso (43)		●		●	
Flagstone (97)		●	●	●	
Forest (47)		●		●	
Granite Gray (34)		●	●	●	
Graystone (61)		●		●	
Hearthstone (19)		●	●	●	
Heritage Cream (11)		●		●	
Herringbone (04)		●		●	
Melrose (39)				●	
Midnight Blue (45)		●		●	
Natural Clay (60)	●	●	●	●	
Pacific Blue (27)		●	●	●	
Sable Brown (29)		●	●	●	
Savannah Wicker (59)	●	●	●	●	
Seagrass (30)	●	●	●	●	
Slate (44)		●		●	
Smoky Gray (83)				●	
Snow (31)				●	
Sparrow (58)		●		●	
Spruce (16)		●		●	
Sterling Gray (33)	●	●	●	●	
Tuxedo (56)				●	
Wedgewood Blue (89)		●		●	
Weathered Wood (90)		●		●	
► Cedar Blend (79)			●		
► Driftwood Blend (80)			●		
► Natural Blend (78)			●		
► Rustic Blend (82)			●		
Cedar Blend – Light (70)	●				
Cedar Blend – Med. (71)	●				
Cedar Blend – Dark (72)	●				
Driftwood Blend – L. (94)	●				
Driftwood Blend – M. (95)	●				
Driftwood Blend – D. (96)	●				
Natural Blend – Light (86)	●				
Natural Blend – Med. (87)	●				
Natural Blend – Dark (88)	●				
Rustic Blend – Light (73)	●				
Rustic Blend – Med. (74)	●				
Rustic Blend – Dark (75)	●				

► CONSISTENT VARIEGATED COLOR THROUGHOUT THE PANEL

Cedar Impressions® (continued)

Polymer Shingle Siding – Perfection Finish

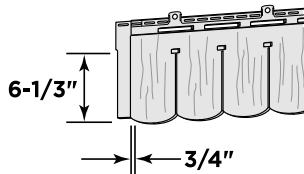
DOUBLE 7" STAGGERED PERFECTION SHINGLES 3G



Product Code: 30142
 Finish: Perfection
 Length: 48"
 Exposure: 14"
 Projection: 3/4"
 Panels/Ctn.: 11
 Squares/Ctn.: .50
 Cartons/Pallet: 16
 lbs./Ctn.: ≤ 44

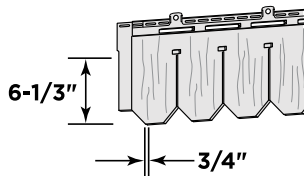
SINGLE 6-1/3" PERFECTION SHAPES

SCALLOP



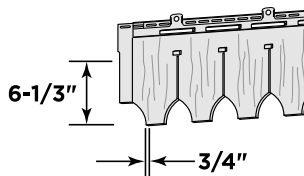
Product Code: 30147
 Finish: Perfection
 Length: 42"
 Exposure: 6-1/3"
 Projection: 3/4"
 Panels/Ctn.: 18
 Squares/Ctn.: .33
 Cartons/Pallet: 15
 lbs./Ctn.: ≤ 38

OCTAGON



Product Code: 30148
 Finish: Perfection
 Length: 42"
 Exposure: 6-1/3"
 Projection: 3/4"
 Panels/Ctn.: 18
 Squares/Ctn.: .33
 Cartons/Pallet: 15
 lbs./Ctn.: ≤ 35

HALF-COVE



Product Code: 30149
 Finish: Perfection
 Length: 42"
 Exposure: 6-1/3"
 Projection: 3/4"
 Panels/Ctn.: 18
 Squares/Ctn.: .33
 Cartons/Pallet: 15
 lbs./Ctn.: ≤ 32

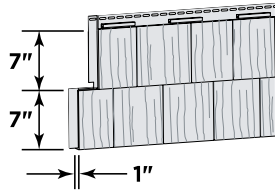
Polymer Siding Products

Product Code	30142 Double 7" Staggered Perfection Shingles	30147 Single 6-1/3" Perfection Shapes – Scallop	30148 Single 6-1/3" Perfection Shapes – Octagon	30149 Single 6-1/3" Perfection Shapes – Half-Cove	
Colonial White (01)	●	●	●	●	
Autumn Red (23)	●	●	●		
Charcoal Gray (46)	●	●	●		
Cypress (42)	●	●			
Desert Tan (07)	●				
Flagstone (97)	●				
Forest (47)	●				
Granite Gray (34)	●				
Graystone (61)	●				
Hearthstone (19)	●				
Heritage Cream (11)	●				
Herringbone (04)	●				
Mountain Cedar (17)	●				
Natural Clay (60)	●	●	●	●	
Pacific Blue (27)	●	●	●	●	
Sable Brown (29)	●				
Savannah Wicker (59)	●	●			
Seagrass (30)	●				
Sparrow (58)	●				
Spruce (16)	●				
Sterling Gray (33)	●	●	●	●	

Cedar Impressions®

Polymer Shake Siding - Rough-Split Finish

DOUBLE 7" STRAIGHT EDGE ROUGH-SPLIT SHAKES



Product Code: 30141

Finish: Rough-Split

Length: 57"

Exposure: 14"

Projection: 1"

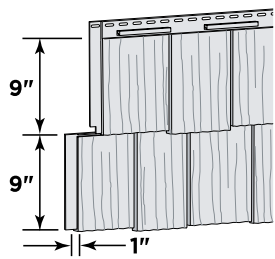
Panels/Ctn.: 9

Squares/Ctn.: .50

Cartons/Pallet: 16

lbs./Ctn.: ≤ 47

DOUBLE 9" STAGGERED ROUGH-SPLIT SHAKES



Product Code: 30136

Finish: Rough-Split

Length: 57"

Exposure: 18"

Projection: 1"

Panels/Ctn.: 7

Squares/Ctn.: .50

Cartons/Pallet: 16

lbs./Ctn.: ≤ 50

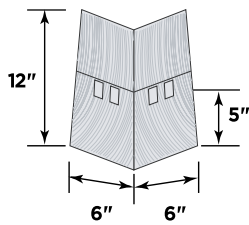
Polymer Siding Products

Product Code	30141 Double 7" Straight Edge Rough-Split Shakes	30136 Double 9" Staggered Rough-Split Shakes	
Colonial White (01)	●	●	
Autumn Red (23)	●	●	
Buckskin (41)	●	●	
Charcoal Gray (46)	●	●	
Flagstone (97)	●	●	
Forest (47)	●	●	
Granite Gray (34)	●	●	
Hearthstone (19)	●	●	
Mountain Cedar (17)	●	●	
Natural Clay (60)	●	●	
Pacific Blue (27)	●	●	
Sable Brown (29)	●	●	
Savannah Wicker (59)	●	●	
Sparrow (58)	●		
Spruce (16)	●	●	
Sterling Gray (33)	●	●	

Cedar Impressions® Accessories

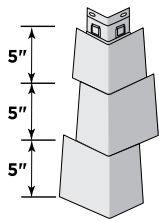
Polymer Siding Products

INDIVIDUAL 5" SAWMILL CORNER



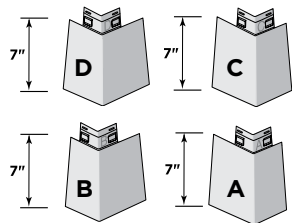
Product Code: 51405
 Finish: Sawmill
 Exposure: 5"
 Pieces/Ctn.: 24
 Lin. Ft./Ctn.: 10'
 Cartons/Pallet: 45
 lbs./Ctn.: ≤ 12

T5" STRAIGHT EDGE SAWMILL OFFSET MITERED CORNERPOST



Product Code: 51406
 Finish: Sawmill
 Pieces/Ctn.: 32
 Lin. Ft./Ctn.: 40'
 Cartons/Pallet: 12
 lbs./Ctn.: ≤ 17

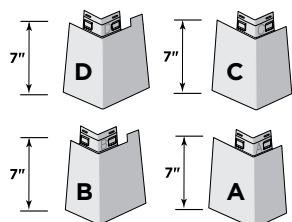
7" STRAIGHT EDGE PERFECTION OFFSET MITERED CORNERPOSTS



Product Code: 51459
 Finish: Perfection
 Length: 4 Pieces - 7" each
 Pieces/Ctn.: 40
 Lin. Ft./Ctn.: 23' 4"
 Cartons/Pallet: 24
 lbs./Ctn.: ≤ 15

For use with Straight Edge Perfection panels (30137 & 30144).

7" STAGGERED PERFECTION OFFSET MITERED CORNERPOSTS



Product Code: 51452
 Finish: Perfection
 Length: 4 Pieces - 7" each
 Pieces/Ctn.: 40
 Lin. Ft./Ctn.: 23' 4"
 Cartons/Pallet: 24
 lbs./Ctn.: ≤ 15

For use with Double 7" Staggered Perfection panel (30142).

Recommended trim: CertainTeed recommends the use of Restoration Millwork PVC trim for the most authentic look of genuine cedar. If you choose to use CertainTeed vinyl accessories, the following solid colors are the best comparable options: Natural Blend = Buckskin, Cedar Blend = Cedar Blend Solid, Driftwood Blend = Granite Gray or Charcoal Gray, Rustic Blend = Sable Brown

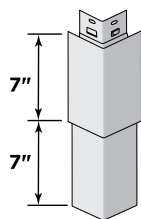
Product Code	51405 Individual 5" Sawmill Corner	51406 T5" Straight Edge Sawmill Offset Mitered Cornerpost	51459 7" Straight Edge Perfection Offset Mitered Cornerposts	51452 7" Staggered Perfection Offset Mitered Cornerposts	
Colonial White (01)	●	●	●	●	
Autumn Red (23)		●	●	●	
Bermuda Blue (26)			●		
Brownstone (40)		●	●		
Castle Stone (37)		●	●		
Charcoal Gray (46)		●	●	●	
Cypress (42)		●	●	●	
Deep Mineral (22)			●		
Desert Tan (07)		●	●	●	
Espresso (43)		●	●		
Flagstone (97)		●	●	●	
Forest (47)		●	●	●	
Granite Gray (34)		●	●	●	
Graystone (61)		●	●	●	
Hearthstone (19)		●	●	●	
Heritage Cream (11)		●	●	●	
Herringbone (04)		●	●	●	
Mountain Cedar (17)				●	
Melrose (39)			●		
Midnight Blue (45)		●	●		
Natural Clay (60)	●	●	●	●	
Pacific Blue (27)		●	●	●	
Sable Brown (29)		●	●	●	
Savannah Wicker (59)	●	●	●	●	
Seagrass (30)	●	●	●	●	
Slate (44)		●	●		
Smoky Gray (83)			●		
Snow (31)			●		
Sparrow (58)		●	●	●	
Spruce (16)		●	●	●	
Sterling Gray (33)	●	●	●	●	
Tuxedo (56)			●		
Wedgewood Blue (89)		●	●		
Weathered Wood (90)		●	●		
► Cedar Blend (79)			●		
► Driftwood Blend (80)			●		
► Natural Blend (78)			●		
► Rustic Blend (82)			●		
Cedar Blend - Light (70)	●				
Cedar Blend - Med. (71)	●				
Cedar Blend - Dark (72)	●				
Driftwood Blend - L. (94)	●				
Driftwood Blend - M. (95)	●				
Driftwood Blend - D. (96)	●				
Natural Blend - Light (86)	●				
Natural Blend - Med. (87)	●				
Natural Blend - Dark (88)	●				
Rustic Blend - Light (73)	●				
Rustic Blend - Med. (74)	●				
Rustic Blend - Dark (75)	●				

► CONSISTENT VARIEGATED COLOR THROUGHOUT THE PANEL

≤ Heaviest weight listed - varies by color.

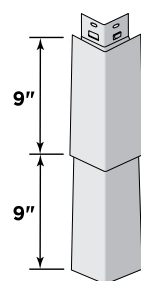
Cedar Impressions® Accessories (continued)

D7" STRAIGHT EDGE ROUGH-SPLIT MITERED CORNERPOST



Product Code: 51450
 Finish: Rough-Split
 Length: 14"
 Pieces/Ctn.: 20
 Lin. Ft./Ctn.: 23' 4"
 Cartons/Pallet: 24
 lbs./Ctn.: ≤17

D9" STAGGERED ROUGH-SPLIT MITERED CORNERPOST



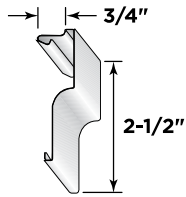
Product Code: 51432
 Finish: Rough-Split
 Length: 18-1/2"
 Pieces/Ctn.: 20
 Lin. Ft./Ctn.: 31
 Cartons/Pallet: 18
 lbs./Ctn.: ≤21

Polymer Siding Products

Product Code	51450 D7" Straight Edge Rough-Split Mitered Cornerpost	51432 D9" Staggered Rough-Split Mitered Cornerpost	
Colonial White (01)	●	●	
Autumn Red (23)	●	●	
Buckskin (41)	●	●	
Charcoal Gray (46)	●	●	
Flagstone (97)	●	●	
Forest (47)	●	●	
Granite Gray (34)	●	●	
Hearthstone (19)	●	●	
Mountain Cedar (17)	●	●	
Natural Clay (60)	●	●	
Pacific Blue (27)	●	●	
Sable Brown (29)	●	●	
Savannah Wicker (59)	●	●	
Sparrow (58)	●		
Spruce (16)	●	●	
Sterling Gray (33)	●	●	

Cedar Impressions® Accessories (continued)

CORNICE MOLDING



Product Code: 55817

Finish: Matte

Length: 12' 6"

Pieces/Ctn.: 10

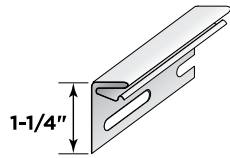
Lin. Ft./Ctn.: 125

Cartons/Pallet: 64

lbs./Ctn.: ≤ 16

For use with Cornice Receiver or Deluxe F-Channel.

CORNICE RECEIVER



Product Code: 55812

Finish: Matte

Length: 12' 6"

Pieces/Ctn.: 24

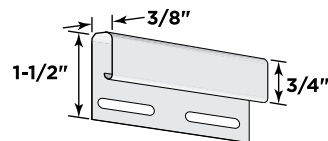
Lin. Ft./Ctn.: 300

Cartons/Pallet: 35

lbs./Ctn.: ≤ 28

For use with Cornice Molding, Finish Board and Band Board.

SHAKE/SHINGLE UNDERSILL TRIM



Product Code: 56917

Finish: Matte

Length: 12' 6"

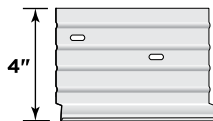
Pieces/Ctn.: 12

Lin. Ft./Ctn.: 150

Cartons/Pallet: 84

lbs./Ctn.: ≤ 13

4" METAL SHINGLE STARTER STRIP



Product Code: 53615

Finish: Mill

Length: 10'

Width: 4"

Pieces/Ctn.: 25

Lin. Ft./Ctn.: 250

Cartons/Pallet: 36

lbs./Ctn.: ≤ 78

For use with Cedar Impressions Shake and Shingle Panels.

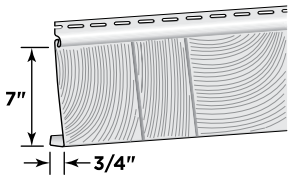
Vinyl Carpentry® Accessories

Product Code	55817 Cornice Molding	55812 Cornice Receiver	56917 Shake/Shingle Undersill Trim	53615 4" Metal Shingle Starter Strip	
No Color		●		●	
Colonial White (01)	●		●		
Autumn Red (23)	●		●		
Bermuda Blue (26)	●		●		
Brownstone (40)	●		●		
Buckskin (41)	●		●		
Castle Stone (37)	●		●		
Cedar Blend Solid* (48)	+		+		
Charcoal Gray (46)	●		●		
Cypress (42)	●		●		
Deep Mineral (22)	●		●		
Desert Tan (07)	●		●		
Espresso (43)	●		●		
Flagstone (97)	●		●		
Forest (47)	●		●		
Granite Gray (34)	●		●		
Graystone (61)	●		●		
Hearthstone (19)	●		●		
Heritage Cream (11)	●		●		
Herringbone (04)	●		●		
Melrose (39)	●		●		
Midnight Blue (45)	●		●		
Mountain Cedar (17)	●		●		
Natural Clay (60)	●		●		
Pacific Blue (27)	●		●		
Sable Brown (29)	●		●		
Sandstone Beige (15)	●		●		
Savannah Wicker (59)	●		●		
Seagrass (30)	●		●		
Slate (44)	●		●		
Smoky Gray (83)	●		●		
Snow (31)	●		●		
Sparrow (58)	●		●		
Spruce (16)	●		●		
Sterling Gray (33)	●		●		
Tuxedo (56)	●		●		
Wedgewood Blue (89)	●		●		
Weathered Wood (90)	●		●		

● SOLID COLOR

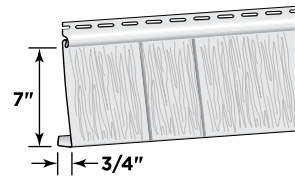
* Solid color accessory used with the Cedar Impressions Single 7" Cedar Blend panel.

SINGLE 7" STRAIGHT EDGE SAWMILL SHINGLES



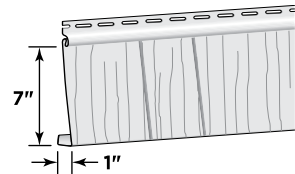
Product Code: 60109
 Finish: Sawmill
 Length: 10' 1"
 Exposure: 7"
 Projection: 3/4"
 Panels/Ctn.: 17
 Squares/Ctn.: 1
 Cartons/Pallet: 18
 lbs./Ctn.: ≤ 65

SINGLE 7" STRAIGHT EDGE PERFECTION SHINGLES



Product Code: 60108
 Finish: Perfection
 Length: 10' 1"
 Exposure: 7"
 Projection: 3/4"
 Panels/Ctn.: 17
 Squares/Ctn.: 1
 Cartons/Pallet: 18
 lbs./Ctn.: ≤ 65

SINGLE 7" STRAIGHT EDGE ROUGH-SPLIT SHAKES



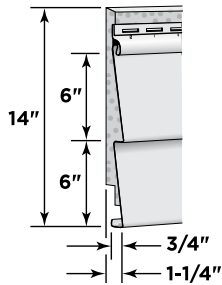
Product Code: 60106
 Finish: Rough-Split
 Length: 10' 1"
 Exposure: 7"
 Projection: 1"
 Panels/Ctn.: 17
 Squares/Ctn.: 1
 Cartons/Pallet: 19
 lbs./Ctn.: ≤ 59

Product Code	60109 Single 7" Straight Edge Sawmill Shingles	60108 Single 7" Straight Edge Perfection Shingles	60106 Single 7" Straight Edge Rough-Split Shakes	
Autumn Red (23)		●	●	
Castle Stone (37)		●		
Charcoal Gray (46)	●	●		
Colonial White (01)	●	●	●	
Cypress (42)		●	●	
Desert Tan (07)		●	●	
Espresso (43)		●		
Flagstone (97)	●	●	●	
Granite Gray (34)	●	●	●	
Herringbone (04)		●		
Midnight Blue (45)	●	●		
Natural Clay (60)	●	●	●	
Pacific Blue (27)	●	●	●	
Sable Brown (29)	●	●	●	
Sandstone Beige (15)		●	●	
Savannah Wicker (59)	●	●	●	
Seagrass (30)		●		
Slate (44)		●		
Smoky Gray (83)	●	●		
Sterling Gray (33)	●	●	●	

CedarBoards™ Insulated Siding

Vinyl Siding Products

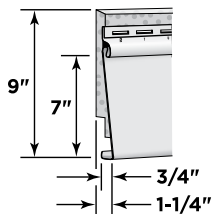
DOUBLE 6" CLAPBOARD



Product Code: 58134

Finish: Rough Cedar
Length: 12' 6"
Thickness: .044"
Exposure: 12"
Projection: 1-1/4"*
Panels/Ctn.: 8
Squares/Ctn.: 1
Cartons/Pallet: 9
lbs./Ctn.: ≤ 63

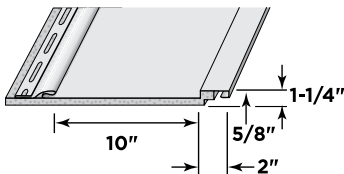
SINGLE 7" CLAPBOARD



Product Code: 58106

Finish: Rough Cedar
Length: 12' 3"
Thickness: .044"
Exposure: 7"
Projection: 1-1/4"*
Panels/Ctn.: 14
Squares/Ctn.: 1
Cartons/Pallet: 12
lbs./Ctn.: ≤ 56

SINGLE 12" VERTICAL BOARD & BATTEN - 10'

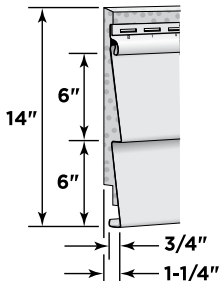


Product Code: 58153

Finish: Rough Cedar
Length: 10'
Thickness: .052"
Exposure: 12"
Projection: 1-1/4"*
Panels/Ctn.: 10
Squares/Ctn.: 1
Cartons/Pallet: 9
lbs./Ctn.: ≤ 59

CedarBoards™ XL Extended Length Insulated Siding

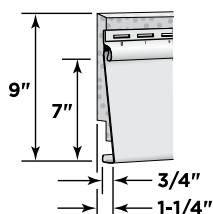
DOUBLE 6" - 16' 8" CLAPBOARD



Product Code: 58145

Finish: Rough Cedar
Length: 16' 8"
Thickness: .044"
Exposure: 12"
Projection: 1-1/4"*
Panels/Ctn.: 6
Squares/Ctn.: 1
Cartons/Pallet: 12
lbs./Ctn.: ≤ 54

SINGLE 7" - 16' 8" CLAPBOARD



Product Code: 58144

Finish: Rough Cedar
Length: 16' 8"
Thickness: .044"
Exposure: 7"
Projection: 1-1/4"*
Panels/Ctn.: 10
Squares/Ctn.: 1
Cartons/Pallet: 12
lbs./Ctn.: ≤ 57

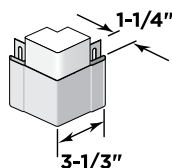
Product Code	58134 Double 6" Clapboard (Rough Cedar)	58106 Single 7" Clapboard (Rough Cedar)	58153 Single 12" Vertical Board & Batten - 10' (Rough Cedar)	58145 Double 6" XL Clapboard (Rough Cedar)	58144 Single 7" XL Clapboard (Rough Cedar)
Colonial White (01)	●	●	●	●	●
Cypress (42)	●	●		●	●
Desert Tan (07)	●	●			
Granite Gray (34)	●	●	●	●	●
Heritage Cream (11)	●	●			
Herringbone (04)	●	●	●		
Natural Clay (60)	●	●	●	●	●
Oxford Blue (32)	●	●			
Sandstone Beige (15)	●	●			
Savannah Wicker (59)	●	●	●	●	●
Snow (31)			●		
Sterling Gray (33)	●	●	●	●	●
Autumn Red (23)	●	●	●		
Charcoal Gray (46)	●	●	●	●	●
Flagstone (97)	●	●	●	●	●
Pacific Blue (27)	●		●	●	
Sable Brown (29)	●	●			
Spruce (16)	●	●			

* Complete Assembly Projection
≤ Heaviest weight listed - varies by color.

CedarBoards™ Accessories

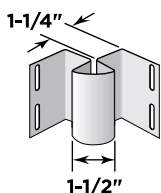
Vinyl Siding Products

1-1/4" CORNERPOST - 10' WOODGRAIN With Foam Insert



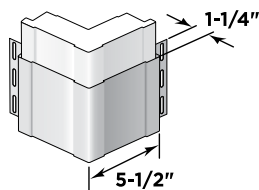
Product Code: 51412
Finish: Woodgrain
Length: 10'
Face: 3-1/3"
Pieces/Ctn.: 10
Lin. Ft./Ctn.: 100
Cartons/Pallet: 12
lbs./Ctn.: ≤ 42

1-1/4" INSIDE CORNERPOST



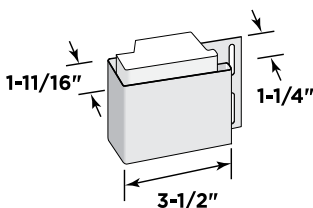
Product Code: 51446
Finish: Matte
Length: 10'
Channel: 1-1/4"
Pieces/Ctn.: 10
Lin. Ft./Ctn.: 100
Cartons/Pallet: 15
lbs./Ctn.: ≤ 31

1-1/4" TRADITIONAL SUPERCORNER™ With Foam Insert



Product Code: 51447
Finish: Matte
Length: 20'
Pieces/Ctn.: 6
Lin. Ft./Ctn.: 120
Cartons/Pallet: 8
lbs./Ctn.: ≤ 80

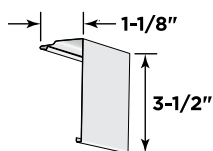
3-1/2" LINEAL With Foam Insert



Product Code: 54707
Finish: Matte
Length: 20'
Pieces/Ctn.: 10
Lin. Ft./Ctn.: 200
Cartons/Pallet: 23
lbs./Ctn.: ≤ 63

For use with new window & door starter strip (53605).

FINISH BOARD



Product Code: 55815
Finish: Rough Cedar
Length: 12' 6"
Pieces/Ctn.: 10
Lin. Ft./Ctn.: 125
Cartons/Pallet: 49
lbs./Ctn.: ≤ 19

For use with Cornice Receiver.

Product Code	51412 1-1/4" Cornerpost -10' Woodgrain w/Foam Insert	51446 1-1/4" Inside Cornerpost	51447 1-1/4" Traditional SuperCorner w/Foam Insert	54707 3-1/2" Lineal w/Foam Insert	55815 Finish Board
Colonial White (01)	●	●	●	●	●
Autumn Red (23)	●	●			
Buckskin (41)	●	●			
Charcoal Gray (46)	●	●			
Cypress (42)	●	●			
Desert Tan (07)	●	●			
Flagstone (97)	●	●			
Granite Gray (34)	●	●			
Heritage Cream (11)	●	●			
Herringbone (04)	●	●			
Natural Clay (60)	●	●			
Oxford Blue (32)	●	●			
Pacific Blue (27)	●	●			
Sable Brown (29)	●	●			
Sandstone Beige (15)	●	●			
Savannah Wicker (59)	●	●			
Snow (31)	●	●			
Spruce (16)	●	●			
Sterling Gray (33)	●	●			

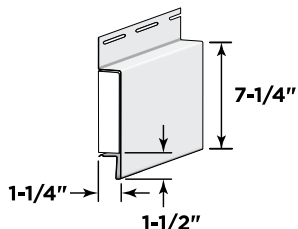
* Complete Assembly
≤ Heaviest weight listed - varies by color.

CedarBoards™ Accessories

(continued)

Vinyl Siding Products

BAND BOARD With Foam Insert

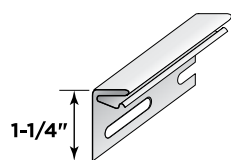


Dimensions shown as installed with Cornice Receiver.
Note: Pocket will not accommodate 1-1/4" panel projection of Single 12" Board & Batten profile (58153).

Product Code: 55814

Finish: Rough Cedar
Length: 16' 8"
Pieces/Ctn.: 5
Lin. Ft./Ctn.: 82' 5"
Cartons/Pallet: 16
lbs./Ctn.: ≤ 33

CORNICE RECEIVER

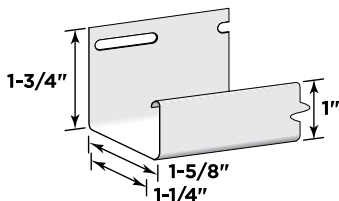


Product Code: 55812

Finish: Matte
Length: 12' 6"
Pieces/Ctn.: 24
Lin. Ft./Ctn.: 300
Cartons/Pallet: 35
lbs./Ctn.: ≤ 28

For use with Cornice Molding, Finish Board and Band Board.

1-1/4" POCKET J-CHANNEL



Product Code: 50301

Finish: Matte
Length: 12' 6"
Channel: 1-1/4"
Pieces/Ctn.: 48
Lin. Ft./Ctn.: 600
Cartons/Pallet: 20
lbs./Ctn.: ≤ 79

STARTER STRIP FOR CEDARBOARDS INSULATED SIDING

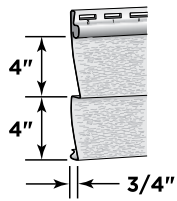


Product Code: 53609

Finish: Matte
Length: 12' 6"
Width: 3"
Pieces/Ctn.: 24
Lin. Ft./Ctn.: 300
Cartons/Pallet: 35
lbs./Ctn.: ≤ 44

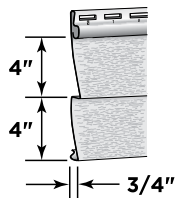
Product Code	55814 Band Board w/Foam Insert	55812 Cornice Receiver	50301 1-1/4" Pocket J-Channel	53609 Starter Strip For Insulated Siding	
No Color		●		●	
Colonial White (01)	●		●		
Autumn Red (23)			●		
Buckskin (41)			●		
Charcoal Gray (46)			●		
Cypress (42)			●		
Desert Tan (07)			●		
Flagstone (97)			●		
Granite Gray (34)			●		
Heritage Cream (11)			●		
Herringbone (04)			●		
Natural Clay (60)			●		
Oxford Blue (32)			●		
Pacific Blue (27)			●		
Sable Brown (29)			●		
Sandstone Beige (15)			●		
Savannah Wicker (59)			●		
Snow (31)			●		
Spruce (16)			●		
Sterling Gray (33)			●		

DOUBLE 4" CLAPBOARD SOLID COLORS



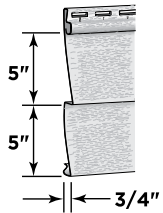
Product Code: 33110
 Finish: Rough Cedar
 Length: 12' 6"
 Thickness: .046"
 Exposure: 8"
 Projection: 3/4"
 Panels/Ctn.: 24
 Squares/Ctn.: 2
 Cartons/Pallet: 12/16*
 lbs./Ctn.: ≤ 110

DOUBLE 4" CLAPBOARD BLEND COLORS



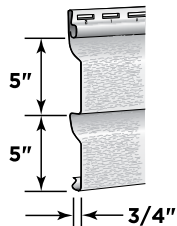
Product Code: 33101
 Finish: Rough Cedar
 Length: 12' 6"
 Thickness: .046"
 Exposure: 8"
 Projection: 3/4"
 Panels/Ctn.: 24
 Squares/Ctn.: 2
 Cartons/Pallet: 12
 lbs./Ctn.: ≤ 110

DOUBLE 5" CLAPBOARD SOLID COLORS



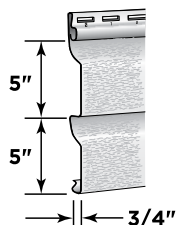
Product Code: 33122
 Finish: Rough Cedar
 Length: 12'
 Thickness: .046"
 Exposure: 10"
 Projection: 3/4"
 Panels/Ctn.: 20
 Squares/Ctn.: 2
 Cartons/Pallet: 8/14**
 lbs./Ctn.: ≤ 102

DOUBLE 5" DUTCHLAP SOLID COLORS



Product Code: 33125
 Finish: Rough Cedar
 Length: 12'
 Thickness: .046"
 Exposure: 10"
 Projection: 3/4"
 Panels/Ctn.: 20
 Squares/Ctn.: 2
 Cartons/Pallet: 10
 lbs./Ctn.: ≤ 105

DOUBLE 5" DUTCHLAP BLEND COLORS



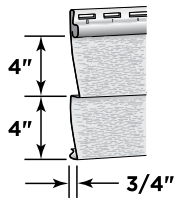
Product Code: 33103
 Finish: Rough Cedar
 Length: 12'
 Thickness: .046"
 Exposure: 10"
 Projection: 3/4"
 Panels/Ctn.: 20
 Squares/Ctn.: 2
 Cartons/Pallet: 10
 lbs./Ctn.: ≤ 105

Product Code	33110 Double 4" Clapboard Solid Colors (Rough Cedar)	33101 Double 4" Clapboard Blend Colors (Rough Cedar)	33122 Double 5" Clapboard Solid Colors (Rough Cedar)	33125 Double 5" Dutchlap Solid Colors (Rough Cedar)	33103 Double 5" Dutchlap Blend Colors (Rough Cedar)
COLOR	Castle Stone (37)	●		●	●
	Colonial White (01)	●		●	●
	Cypress (42)	●		●	●
	Desert Tan (07)	●		●	●
	Granite Gray (34)	●		●	●
	Graystone (61)	●		●	●
	Heritage Cream (11)	●		●	●
	Herringbone (04)	●		●	●
	Natural Clay (60)	●		●	●
	Oxford Blue (32)	●		●	●
	Sandstone Beige (15)	●		●	●
	Savannah Wicker (59)	●		●	●
	Seagrass (30)	●		●	●
	Smoky Gray (83)	●		●	●
	Sterling Gray (33)	●		●	●
DELUXE	Weathered Wood (90)	●		●	●
	Wedgewood Blue (89)	●		●	●
	Autumn Red (23)	●		●	●
	Brownstone (40)	●		●	●
	Charcoal Gray (46)	●		●	●
	Deep Mineral (22)	●		●	●
	Espresso (43)	●		●	●
	Flagstone (97)	●		●	●
	Forest (47)	●		●	●
	Melrose (39)	●		●	●
	Midnight Blue (45)	●		●	●
	Olive Grove (84)	●		●	●
	Pacific Blue (27)	●		●	●
	Sable Brown (29)	●		●	●
	Slate (44)	●		●	●
PREMIUM	Sparrow (58)	●		●	●
	Spruce (16)	●		●	●
	Tuxedo (56)	●		●	●
	Arbor Blend (57)		●		●
	Cedar Blend (79)		●		●
	Driftwood Blend (80)		●		●
	Frontier Blend (51)		●		●
	Natural Blend (78)		●		●
	Rustic Blend (82)		●		●
	Weathered Blend (53)		●		●

* 12 Cartons/Pallet: Autumn Red, Brownstone, Charcoal Gray, Espresso, Flagstone, Forest, Melrose, Midnight Blue, Pacific Blue, Sable Brown, Slate, Spruce and Tuxedo. 16 Cartons/Pallet: All other colors.

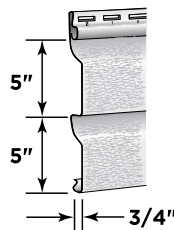
** 8 Cartons/Pallet: Autumn Red, Brownstone, Charcoal Gray, Espresso, Flagstone, Forest, Melrose, Midnight Blue, Pacific Blue, Sable Brown, Slate, Spruce and Tuxedo. 14 Cartons/Pallet: All other colors.

DOUBLE 4" CLAPBOARD-16' 8"



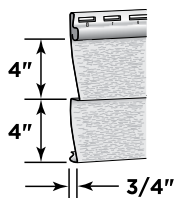
Product Code: 33114
 Finish: Rough Cedar
 Length: 16' 8"
 Thickness: .046"
 Exposure: 8"
 Projection: 3/4"
 Panels/Ctn.: 18
 Squares/Ctn.: 2
 Cartons/Pallet: 16
 lbs./Ctn.: ≤ 112

DOUBLE 5" DUTCHLAP-16'



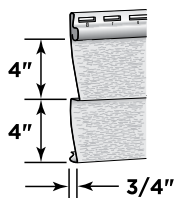
Product Code: 33126
 Finish: Rough Cedar
 Length: 16'
 Thickness: .046"
 Exposure: 10"
 Projection: 3/4"
 Panels/Ctn.: 15
 Squares/Ctn.: 2
 Cartons/Pallet: 14
 lbs./Ctn.: ≤ 107

DOUBLE 4" CLAPBOARD-20'



Product Code: 33139
 Finish: Rough Cedar
 Length: 20'
 Thickness: .046"
 Exposure: 8"
 Projection: 3/4"
 Panels/Ctn.: 15
 Squares/Ctn.: 2
 Cartons/Pallet: 16
 lbs./Ctn.: ≤ 114

DOUBLE 4" CLAPBOARD - 25'



Product Code: 33145
 Finish: Rough Cedar
 Length: 25'
 Thickness: .046"
 Exposure: 8"
 Projection: 3/4"
 Panels/Ctn.: 12
 Squares/Ctn.: 2
 Cartons/Pallet: 16
 lbs./Ctn.: ≤ 116

Product Code	33114 Double 4" Clapboard - 16' 8" (Rough Cedar)	33126 Double 5" Dutchlap - 16' (Rough Cedar)	33139 Double 4" Clapboard - 20' (Rough Cedar)	33145 Double 4" Clapboard - 25' (Rough Cedar)	
COLOR	Castle Stone (37)	●		●	
	Colonial White (01)	●	●	●	
	Cypress (42)	●	●	●	
	Granite Gray (34)	●	●	●	
	Heritage Cream (11)	●	●	●	
	Natural Clay (60)	●	●	●	
	Oxford Blue (32)	●	●	●	
	Savannah Wicker (59)	●	●	●	
DELUXE	Sterling Gray (33)	●	●	●	
	Brownstone (40)	●		●	
	Charcoal Gray (46)	●		●	
	Espresso (43)	●		●	
	Melrose (39)	●		●	
	Midnight Blue (45)	●		●	
	Pacific Blue (27)	●		●	
	Sable Brown (29)	●		●	
	Slate (44)	●		●	

Monogram XL 25' lengths are in stock and can be ordered with standard lead times. Minimum order requirement for 25' lengths:

Stocking Distributor

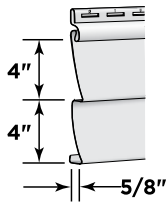
- One pallet minimum in full pallet quantities
- Each pallet must be the same profile - can mix colors on same pallet
- Orders above one pallet must be ordered in **even full pallet quantities (2, 4, 6 or 8 pallets)**

Non-Stocking Distributor

- Two pallet minimum in full pallet quantities with no surcharge
- Each pallet must be the same profile - can mix colors on same pallet
- Orders above one pallet must be ordered in **even full pallet quantities (2, 4, 6 or 8 pallets)**

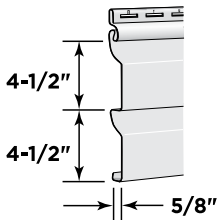
Please contact your Territory Sales Manager regarding stocking status.

DOUBLE 4" CLAPBOARD



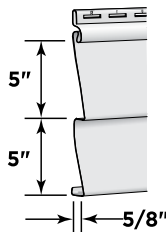
Product Code: 36110
 Finish: Select Cedar
 Length: 12' 6"
 Thickness: .044"
 Exposure: 8"
 Projection: 5/8"
 Panels/Ctn.: 24
 Squares/Ctn.: 2
 Cartons/Pallet: 16
 lbs./Ctn.: ≤ 106

DOUBLE 4-1/2" DUTCHLAP



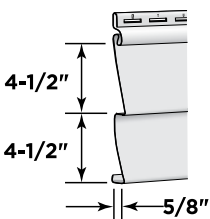
Product Code: 36119
 Finish: Select Cedar
 Length: 12' 1"
 Thickness: .044"
 Exposure: 9"
 Projection: 5/8"
 Panels/Ctn.: 22
 Squares/Ctn.: 2
 Cartons/Pallet: 16
 lbs./Ctn.: ≤ 102

DOUBLE 5" CLAPBOARD



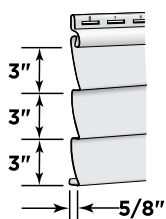
Product Code: 36122
 Finish: Select Cedar
 Length: 12'
 Thickness: .044"
 Exposure: 10"
 Projection: 5/8"
 Panels/Ctn.: 20
 Squares/Ctn.: 2
 Cartons/Pallet: 17
 lbs./Ctn.: ≤ 99

DOUBLE 4-1/2" CLAPBOARD



Product Code: 36118
 Finish: Smooth
 Length: 12' 1"
 Thickness: .044"
 Exposure: 9"
 Projection: 5/8"
 Panels/Ctn.: 22
 Squares/Ctn.: 2
 Cartons/Pallet: 14
 lbs./Ctn.: ≤ 106

TRIPLE 3" CLAPBOARD



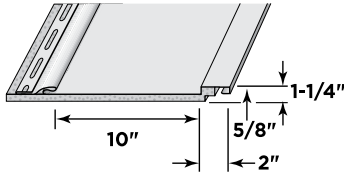
Product Code: 36132
 Finish: Smooth
 Length: 12' 1"
 Thickness: .044"
 Exposure: 9"
 Projection: 5/8"
 Panels/Ctn.: 22
 Squares/Ctn.: 2
 Cartons/Pallet: 14
 lbs./Ctn.: ≤ 111

Product Code	36110 Double 4" Clapboard (Select Cedar)	36119 Double 4-1/2" Dutchlap (Select Cedar)	36122 Double 5" Clapboard (Select Cedar)	36118 Double 4-1/2" Clapboard (Smooth)	36132 Triple 3" Clapboard (Smooth)
COLOR	Autumn Yellow (10)	●	●	●	
	Castle Stone (37)	●	●		
	Colonial White (01)	●	●	●	●
	Cypress (42)	●	●	●	●
	Desert Tan (07)	●	●	●	
	Granite Gray (34)	●	●	●	●
	Graystone (61)	●	●		
	Heritage Cream (11)	●	●	●	
	Herringbone (04)	●	●	●	●
	Natural Clay (60)	●	●	●	●
	Oxford Blue (32)	●	●	●	
	Savannah Wicker (59)	●	●	●	●
	Seagrass (30)	●	●	●	
	Smoky Gray (83)	●	●		
	Sterling Gray (33)	●	●	●	●
DELUXE	Weathered Wood (90)	●	●		
	Wedgewood Blue (89)	●	●		
	Autumn Red (23)	●	●		
	Charcoal Gray (46)	●	●		
	Espresso (43)	●	●		
	Flagstone (97)	●	●		
	Forest (47)	●	●		
	Melrose (39)	●	●		
	Midnight Blue (45)	●	●		
	Olive Grove (84)	●	●		
	Pacific Blue (27)	●	●		
	Sable Brown (29)	●	●		
	Slate (44)	●	●		
	Spruce (16)	●	●		

Board & Batten

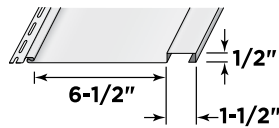
Vinyl Siding Products

SINGLE 12" VERTICAL BOARD & BATTEN - 10' INSULATED



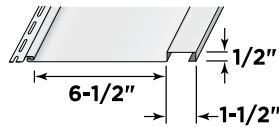
Product Code: 58153
 Finish: Rough Cedar
 Length: 10'
 Thickness: .052"
 Exposure: 12"
 Projection: 1-1/4"*
 Panels/Ctn.: 10
 Squares/Ctn.: 1
 Cartons/Pallet: 9
 lbs./Ctn.: ≤ 59

SINGLE 8" VERTICAL BOARD & BATTEN - 12' 6"



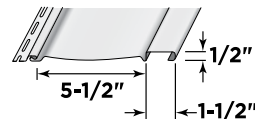
Product Code: 34137
 Finish: Rough Cedar
 Length: 12' 6"
 Thickness: .048"
 Exposure: 8"
 Projection: 1/2"
 Panels/Ctn.: 12
 Squares/Ctn.: 1
 Cartons/Pallet: 28
 lbs./Ctn.: ≤ 57

SINGLE 8" VERTICAL BOARD & BATTEN - 10'



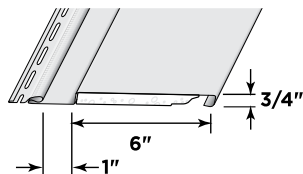
Product Code: 34138
 Finish: Rough Cedar
 Length: 10'
 Thickness: .048"
 Exposure: 8"
 Projection: 1/2"
 Panels/Ctn.: 15
 Squares/Ctn.: 1
 Cartons/Pallet: 24
 lbs./Ctn.: ≤ 55

NEW SINGLE 7" VERTICAL BOARD & BATTEN - 10'



Product Code: 34135
 Finish: Rough Cedar
 Length: 10'
 Thickness: .052"
 Exposure: 7"
 Projection: 1/2"
 Panels/Ctn.: 17
 Squares/Ctn.: 1
 Cartons/Pallet: 15
 lbs./Ctn.: ≤ 58

SINGLE 7" REVERSE BOARD & BATTEN - REINFORCED SIDING

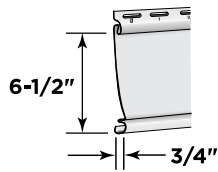


Product Code: 63108
 Finish: Woodgrain
 Length: 10'
 Thickness: .046"
 Exposure: 7"
 Projection: 3/4"
 Panels/Ctn.: 16
 Squares/Ctn.: .93
 Cartons/Pallet: 12
 lbs./Ctn.: ≤ 62

Product Code	58153 Single 12" Vertical Board & Batten - 10' (Rough Cedar) Insulated	34137 Single 8" Vertical Board & Batten - 12' 6" (Rough Cedar)	34138 Single 8" Vertical Board & Batten - 10' (Rough Cedar)	34135 Single 7" Vertical Board & Batten - 10' (Rough Cedar)	63108 Single 7" Reverse Board & Batten - (Woodgrain) Reinforced
Castle Stone (37)				•	
Colonial White (01)	•	•	•	•	•
Cypress (42)		•	•	•	
Desert Tan (07)		•	•		
Granite Gray (34)	•	•	•	•	•
Graystone (61)		•	•	•	
Herringbone (04)	•	•	•	•	
Natural Clay (60)	•	•	•	•	•
Sandstone Beige (15)		•	•		
Savannah Wicker (59)	•	•	•	•	•
Smoky Gray (83)				•	
Snow (31)	•	•	•		
Sterling Gray (33)	•	•	•	•	•
Wedgewood Blue (89)				•	
Weathered Wood (90)				•	
Autumn Red (23)	•			•	•
Brownstone (40)				•	
Charcoal Gray (46)	•			•	•
Deep Mineral (22)				•	
Espresso (43)				•	
Flagstone (97)	•			•	
Forest (47)				•	
Melrose (39)				•	
Midnight Blue (45)				•	•
Pacific Blue (27)	•			•	•
Sable Brown (29)				•	•
Slate (44)				•	
Sparrow (58)				•	
Spruce (16)				•	
Tuxedo (56)				•	

* Complete Assembly
 ≤ Heaviest weight listed - varies by color.

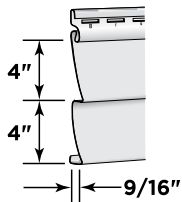
SINGLE 6-1/2" BEADED



Product Code: 38102
 Finish: Brushed
 Length: 12' 4"
 Thickness: .044"
 Exposure: 6-1/2"
 Projection: 3/4"
 Panels/Ctn.: 30
 Squares/Ctn.: 2
 Cartons/Pallet: 12
 lbs./Ctn.: ≤ 111

Product Code		38102 Single 6-1/2" Beaded (Brushed)	
COLOR	Castle Stone (37)	●	
	Colonial White (01)	●	
	Cypress (42)	●	
	Desert Tan (07)	●	
	Granite Gray (34)	●	
	Heritage Cream (11)	●	
	Herringbone (04)	●	
	Natural Clay (60)	●	
	Oxford Blue (32)	●	
	Sandstone Beige (15)	●	
	Savannah Wicker (59)	●	
	Seagrass (30)	●	
	Snow (31)	●	
	Sterling Gray (33)	●	

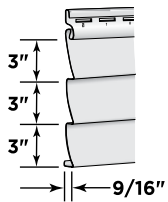
DOUBLE 4" CLAPBOARD



Product Code: 39110

Finish: Woodgrain
Length: 12' 6"
Thickness: .042"
Exposure: 8"
Projection: 9/16"
Panels/Ctn.: 24
Squares/Ctn.: 2
Cartons/Pallet: 16
lbs./Ctn.: ≤ 99

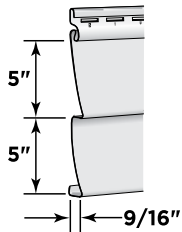
TRIPLE 3" CLAPBOARD



Product Code: 39131

Finish: Brushed
Length: 12' 1"
Thickness: .042"
Exposure: 9"
Projection: 9/16"
Panels/Ctn.: 22
Squares/Ctn.: 2
Cartons/Pallet: 14
lbs./Ctn.: ≤ 100

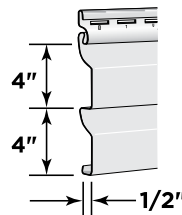
DOUBLE 5" CLAPBOARD



Product Code: 39122

Finish: Woodgrain
Length: 12'
Thickness: .042"
Exposure: 10"
Projection: 9/16"
Panels/Ctn.: 20
Squares/Ctn.: 2
Cartons/Pallet: 17
lbs./Ctn.: ≤ 93

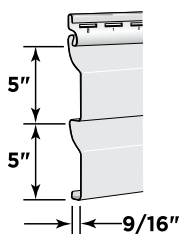
DOUBLE 4" DUTCHLAP



Product Code: 39113

Finish: Woodgrain
Length: 12' 6"
Thickness: .042"
Exposure: 8"
Projection: 1/2"
Panels/Ctn.: 24
Squares/Ctn.: 2
Cartons/Pallet: 16
lbs./Ctn.: ≤ 101

DOUBLE 5" DUTCHLAP

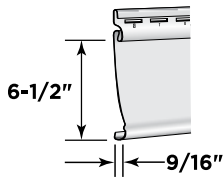


Product Code: 39125

Finish: Woodgrain
Length: 12'
Thickness: .042"
Exposure: 10"
Projection: 9/16"
Panels/Ctn.: 20
Squares/Ctn.: 2
Cartons/Pallet: 14
lbs./Ctn.: ≤ 93

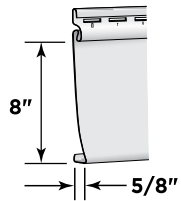
Product Code	39110 Double 4" Clapboard (Woodgrain)	39131 Triple 3" Clapboard (Brushed)	39122 Double 5" Clapboard (Woodgrain)	39113 Double 4" Dutchlap (Woodgrain)	39125 Double 5" Dutchlap (Woodgrain)
COLOR	Autumn Yellow (10)	●		●	●
	Castle Stone (37)	●		●	●
	Colonial White (01)	●	●	●	●
	Cypress (42)	●		●	●
	Desert Tan (07)	●	●	●	●
	Granite Gray (34)	●		●	●
	Graystone (61)	●		●	●
	Heritage Cream (11)	●	●	●	●
	Herringbone (04)	●		●	●
	Natural Clay (60)	●	●	●	●
	Oxford Blue (32)	●	●	●	●
	Sandstone Beige (15)	●	●	●	●
	Savannah Wicker (59)	●	●	●	●
	Seagrass (30)	●		●	●
	Snow (31)	●	●	●	●
	Sterling Gray (33)	●	●	●	●
DELUXE	WedgeWood Blue (89)	●		●	●
	Weathered Wood (90)	●		●	●
	Autumn Red (23)	●		●	●
	Charcoal Gray (46)	●		●	●
	Flagstone (97)	●		●	●
	Forest (47)	●		●	●
	Pacific Blue (27)	●		●	●
	Sable Brown (29)	●		●	●
	Spruce (16)	●		●	●

SINGLE 6-1/2" BEADED



Product Code: 39102
 Finish: Brushed
 Length: 12' 4"
 Thickness: .042"
 Exposure: 6-1/2"
 Projection: 9/16"
 Panels/Ctn.: 30
 Squares/Ctn.: 2
 Cartons/Pallet: 15
 lbs./Ctn.: ≤ 71

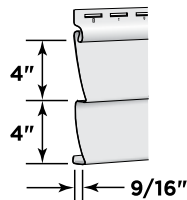
SINGLE 8" CLAPBOARD



Product Code: 39104
 Finish: Woodgrain
 Length: 12' 6"
 Thickness: .042"
 Exposure: 8"
 Projection: 5/8"
 Panels/Ctn.: 24
 Squares/Ctn.: 2
 Cartons/Pallet: 16
 lbs./Ctn.: ≤ 96

Product Code		39102	39104	
		Single 6-1/2" Beaded (Brushed)	Single 8" Clapboard (Woodgrain)	
COLOR	Colonial White (01)	●	●	
	Cypress (42)	●		
	Desert Tan (07)	●		
	Granite Gray (34)	●		
	Natural Clay (60)	●		
	Sandstone Beige (15)	●		
	Savannah Wicker (59)	●		
	Sterling Gray (33)	●		

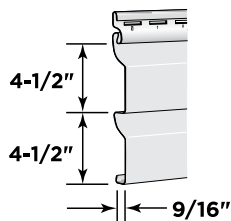
DOUBLE 4" CLAPBOARD



Product Code: 40110

Finish: Woodgrain
Length: 12' 6"
Thickness: .042"
Exposure: 8"
Projection: 9/16"
Panels/Ctn.: 24
Squares/Ctn.: 2
Cartons/Pallet: 16
lbs./Ctn.: ≤ 100

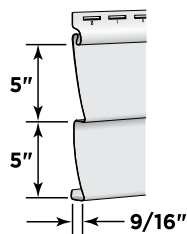
DOUBLE 4-1/2" DUTCHLAP



Product Code: 40119

Finish: Woodgrain
Length: 12' 1"
Thickness: .042"
Exposure: 9"
Projection: 9/16"
Panels/Ctn.: 22
Squares/Ctn.: 2
Cartons/Pallet: 16
lbs./Ctn.: ≤ 97

DOUBLE 5" CLAPBOARD

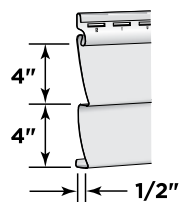


Product Code: 40122

Finish: Woodgrain
Length: 12'
Thickness: .042"
Exposure: 10"
Projection: 9/16"
Panels/Ctn.: 20
Squares/Ctn.: 2
Cartons/Pallet: 20
lbs./Ctn.: ≤ 93

Product Code	40110 Double 4" Clapboard (Woodgrain)	40119 Double 4-1/2" Dutchlap (Woodgrain)	40122 Double 5" Clapboard (Woodgrain)	
COLOR	Autumn Yellow (10)	●	●	
	Colonial White (01)	●	●	●
	Cypress (42)	●	●	●
	Desert Tan (07)	●	●	●
	Granite Gray (34)	●	●	●
	Heritage Cream (11)	●	●	●
	Herringbone (04)	●	●	●
	Natural Clay (60)	●	●	●
	Oxford Blue (32)	●	●	●
	Savannah Wicker (59)	●	●	●
DELUXE	Seagrass (30)	●	●	●
	Snow (31)	●	●	●
	Sterling Gray (33)	●	●	●
	Autumn Red (23)	●	●	●
	Charcoal Gray (46)	●	●	●
	Flagstone (97)	●	●	●
	Forest (47)	●	●	●
	Spruce (16)	●	●	●

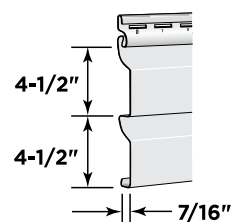
DOUBLE 4" CLAPBOARD



Product Code: 43110

Finish: Woodgrain
Length: 12' 6"
Thickness: .040"
Exposure: 8"
Projection: 1/2"
Panels/Ctn.: 24
Squares/Ctn.: 2
Cartons/Pallet: 16
lbs./Ctn.: ≤ 88

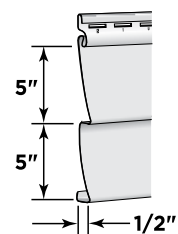
DOUBLE 4-1/2" DUTCHLAP



Product Code: 43119

Finish: Woodgrain
Length: 12' 1"
Thickness: .040"
Exposure: 9"[†]
Projection: 7/16"
Panels/Ctn.: 22
Squares/Ctn.: 2
Cartons/Pallet: 16
lbs./Ctn.: ≤ 86

DOUBLE 5" CLAPBOARD



Product Code: 43122

Finish: Woodgrain
Length: 12'
Thickness: .040"
Exposure: 10"
Projection: 1/2"
Panels/Ctn.: 20
Squares/Ctn.: 2
Cartons/Pallet: 17
lbs./Ctn.: ≤ 84

Product Code		43110 Double 4" Clapboard (Woodgrain)	43119 Double 4-1/2" Dutchlap (Woodgrain)	43122 Double 5" Clapboard (Woodgrain)	
COLOR	Castle Stone (37)	●	●	●	
	Colonial White (01)	●	●	●	
	Cypress (42)	●	●	●	
	Desert Tan (07)	●	●	●	
	Heritage Cream (11)	●	●	●	
	Herringbone (04)	●	●	●	
	Natural Clay (60)	●	●	●	
	Oxford Blue (32)	●	●	●	
	Sandstone Beige (15)	●	●	●	
	Savannah Wicker (59)	●	●	●	
	Seagrass (30)	●	●	●	
	Snow (31)	●	●	●	
	Sterling Gray (33)	●	●	●	

[†] Dimensions shown are nominal.

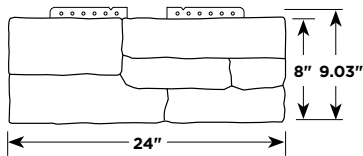
≤ Heaviest weight listed - varies by color.

STONEfaçade® & Accessories

Architectural Stone Cladding System



STONEfaçade PANELS



Product Code: 11000

Width: 24"

Height: 8"

Panel Thickness: 1.15"-2.25"

Pkg. Wt.: 98 lbs.

Sq. Ft./Ctn.: 7.99

Pcs./Ctn.: 6

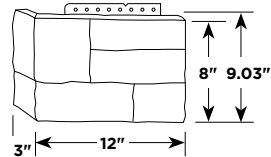
Lin. Ft./Ctn.: 12

Cartons/Pallet: 12

Note: Panels come in 3 different widths – 10", 14" and 24" (shown). All widths are randomly mixed within the cartons for installation ease. Number of pieces per carton will vary from 6 or 7 depending on whether or not you have a pre-mixed carton.



STONEfaçade LEFT CORNERS



Product Code: 11201

Width: 9", 10-1/2", 12"

Height: 8"

Panel Thickness: 1.15"-2.25"

Pkg. Wt.: 56 lbs.

Sq. Ft./Ctn.: 4.5

Pcs./Ctn.: 6

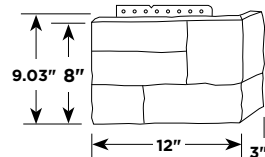
Lin. Ft./Ctn.: 4

Cartons/Pallet: 15

Note: Corners are available in 3 sizes – 9", 10-1/2" and 12" (shown). A carton of corners contains 2 of each size for installation ease. Please refer to the STONEfaçade installation instructions for directions on corner usage.



STONEfaçade RIGHT CORNERS



Product Code: 11202

Width: 9", 10-1/2", 12"

Height: 8"

Panel Thickness: 1.15"-2.25"

Pkg. Wt.: 56 lbs.

Sq. Ft./Ctn.: 4.5

Pcs./Ctn.: 6

Lin. Ft./Ctn.: 4

Cartons/Pallet: 15

Note: Corners are available in 3 sizes – 9", 10-1/2" and 12" (shown). A carton of corners contains 2 of each size for installation ease. Please refer to the STONEfaçade installation instructions for directions on corner usage.

Product Code		11000 LedgeStone Panels	11201 LedgeStone Left Corners	11202 LedgeStone Right Corners	
No Color (000)					
COLOR	Acadia Breeze (514)	★	★	★	
	Adirondack Snowfall (503)	●	●	●	
	Coastal Storm (512)	●	●	●	
	Harbor Sunset (501)	●	●	●	
	Pocono Autumn (502)	●	●	●	
	Shenandoah Ridge (515)	★	★	★	

★ NEW COLOR

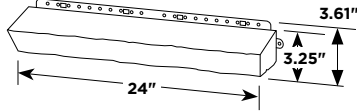
STONEfaçade® & Accessories

Architectural Stone Cladding System



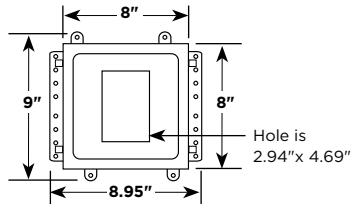
SILLS

Product Code: 11001
 Width: 24"
 Height: 3.25"
 Pkg. Wt.: 71 lbs.
 Pcs./Ctn.: 5
 Lin. Ft./Ctn.: 10
 Cartons/Pallet: 15



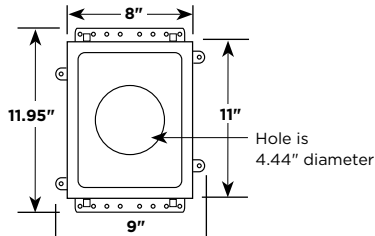
SINGLE COURSE ELECTRICAL BOX

Product Code: 11304
 Width: 8"
 Height: 8"
 Panel Thickness: 1.15"-2.25"
 Pkg. Wt.: 55 lbs.
 Pcs./Ctn.: 12
 Cartons/Pallet: 15



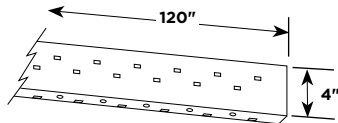
SINGLE COURSE LIGHT BOX

Product Code: 11404
 Width: 8"
 Height: 11"
 Panel Thickness: 1.15"-2.25"
 Pkg. Wt.: 51 lbs.
 Pcs./Ctn.: 8
 Cartons/Pallet: 15



STARTER STRIP

Product Code: 11301
 Width: 120"
 Height: 4"
 Pkg. Wt.: 100 lbs.
 Pcs./Ctn.: 25
 Lin. Ft./Ctn.: 250
 Cartons/Pallet: 35



Product Code	11001 Sills	11304 Single Course Electrical Box	11404 Single Course Light Box	11301 Starter Strip	
No Color (000)				●	
Brown (505)	●	●	●		
Charcoal (511)	●	●	●		
Dark Gray (506)	●	●	●		
Greige (513)	★	★	★		

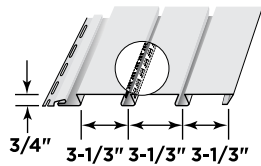
★NEW COLOR

Sill, Single Course Electrical and Single Course Light Boxes color match for Ledgestone Panels:

Acadia Breeze = Brown
 Adirondack Snowfall = Dark Gray
 Coastal Storm = Charcoal
 Harbor Sunset = Brown and Greige
 Pocono Autumn = Brown and Greige
 Shenandoah Ridge = Greige

Invisivent® Triple 3-1/3" Soffit

TRIPLE 3-1/3" INVISIVENT® (Soffit Use Only)

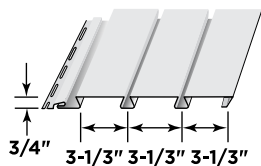


Ventilation (NFA/Sq. Ft.: 10")

Product Code: 46228

Finish: Matte
Length: 12'
Thickness: .044"
Exposure: 10"
Projection: 3/4"
Panels/Ctn.: 10
Squares/Ctn.: 1
Cartons/Pallet: 20
lbs./Ctn.: ≤ 62

TRIPLE 3-1/3" SOLID VERTICAL SIDING & SOFFIT



Product Code: 46229

Finish: Matte
Length: 12'
Thickness: .044"
Exposure: 10"
Projection: 3/4"
Panels/Ctn.: 10
Squares/Ctn.: 1
Cartons/Pallet: 20
lbs./Ctn.: ≤ 65

Vinyl Carpentry® Soffit & Vertical Siding

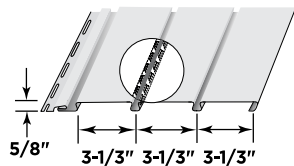
Product Code	46228	46229	46230	46231	
	Triple 3-1/3" InvisiVent® Soffit (Soffit Use Only) (Matte)	Triple 3-1/3" Solid Soffit & Vertical Siding (Matte)	Perimeter Hidden Vent Soffit (Soffit Use Only) (Matte)	Perimeter Solid Soffit & Vertical Siding (Matte)	
COLOR	Charcoal Gray (46)		●	●	
	Colonial White (01)	●	●	●	
	Desert Tan (07)	●	●	●	
	Granite Gray (34)	●	●	●	
	Herringbone (04)		●	●	
	Natural Clay (60)	●	●	●	
	Sandstone Beige (15)	●	●	●	
	Savannah Wicker (59)	●	●	●	
	Snow (31)	●	●	●	
PR	Black (54)	+	+	+	+

Note: All vented soffits are soffit use only.

+ Soffit Use Only

Perimeter™ Triple 3-1/3" Soffit

PERIMETER TRIPLE 3-1/3" HIDDEN VENT SOFFIT (Soffit Use Only)

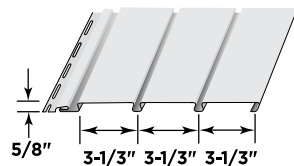


Ventilation (NFA/Sq. Ft.: 9.65")

Product Code: 46230

Finish: Matte
Length: 12'
Thickness: .040"
Exposure: 10"
Projection: 5/8"
Panels/Ctn.: 20
Squares/Ctn.: 2
Cartons/Pallet: 14
lbs./Ctn.: ≤ 94

PERIMETER TRIPLE 3-1/3" SOLID VERTICAL SIDING & SOFFIT

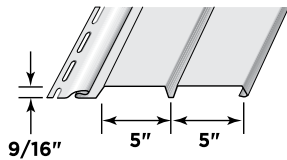


Product Code: 46231

Finish: Matte
Length: 12'
Thickness: .040"
Exposure: 10"
Projection: 5/8"
Panels/Ctn.: 20
Squares/Ctn.: 2
Cartons/Pallet: 14
lbs./Ctn.: ≤ 103

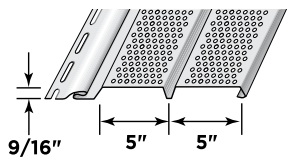
Ironmax™ Soffit

DOUBLE 5" SOLID SOFFIT & VERTICAL SIDING



Product Code: 47201
 Finish: Woodgrain
 Length: 12'
 Thickness: .046"
 Exposure: 10"
 Projection: 9/16"
 Panels/Ctn.: 20
 Squares/Ctn.: 2
 Cartons/Pallet: 14
 lbs./Ctn.: ≤ 104

DOUBLE 5" FULLY VENTED SOFFIT (Soffit Use Only)



Ventilation (NFA/Sq. Ft.: 6.4")

Product Code: 47205
 Finish: Woodgrain
 Length: 12'
 Thickness: .046"
 Exposure: 10"
 Projection: 9/16"
 Panels/Ctn.: 20
 Squares/Ctn.: 2
 Cartons/Pallet: 14
 lbs./Ctn.: ≤ 101

Vinyl Carpentry® Soffit & Vertical Siding

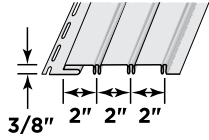
Product Code		47201 Double 5" Solid Soffit & Vertical Siding (Woodgrain)	47205 Double 5" Fully Vented Soffit (Soffit Use Only) (Woodgrain)	
COLOR	Colonial White (01)	●	●	
	Desert Tan (07)	●	●	
	Granite Gray (34)	●	●	
	Natural Clay (60)	●	●	
	Sable Brown (29)	+	●	
	Sandstone Beige (15)	●	●	
	Savannah Wicker (59)	●	●	
	Snow (31)	●	●	
	Sterling Gray (33)	●	●	

Note: All vented soffits are soffit use only.

+ Soffit Use Only

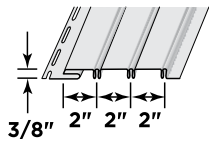
Beaded Soffit

TRIPLE 2" SOLID SOFFIT & VERTICAL SIDING



Product Code: 46209
 Finish: Smooth
 Length: 12' 6"
 Thickness: .039"
 Exposure: 6"
 Projection: 3/8"
 Panels/Ctn.: 16
 Squares./Ctn.: 1
 Cartons/Pallet: 20
 lbs./Ctn.: ≤ 65

TRIPLE 2" VENTED SOFFIT (Soffit Use Only)



Product Code: 46211
 Finish: Smooth
 Length: 12' 6"
 Thickness: .039"
 Exposure: 6"
 Projection: 3/8"
 Panels/Ctn.: 16
 Squares./Ctn.: 1
 Cartons/Pallet: 20
 lbs./Ctn.: ≤ 64

Invisibly-Vented (NFA/Sq. Ft.: 1.6")

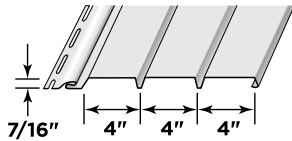
Vinyl Carpentry® Soffit & Vertical Siding

Product Code		46209 Triple 2" Solid Soffit & Vertical Siding (Smooth)	46211 Triple 2" Vented Soffit (Soffit Use Only) (Smooth)	
COLOR	Bermuda Blue (26)	●	●	
	Colonial White (01)	●	●	
	Desert Tan (07)	●	●	
	Natural Clay (60)	●	●	
	Sandstone Beige (15)	●	●	
	Savannah Wicker (59)	●	●	
	Snow (31)	●	●	
	Sterling Gray (33)	●	●	

Note: All vented soffits are soffit use only.

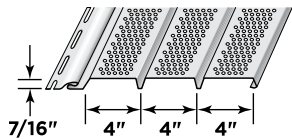
Universal Soffit

TRIPLE 4" SOLID SOFFIT & VERTICAL SIDING



Product Code: 48216
 Finish: Matte
 Length: 12'
 Thickness: .040"
 Exposure: 12"[†]
 Projection: 7/16"
 Panels/Ctn.: 16
 Square Ft./Ctn.: 192
 Cartons/Pallet: 18
 lbs./Ctn.: ≤ 82

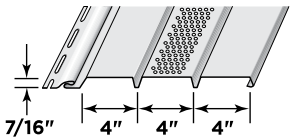
TRIPLE 4" FULLY VENTED SOFFIT (Soffit Use Only)



Product Code: 48224
 Finish: Matte
 Length: 12'
 Thickness: .040"
 Exposure: 12"[†]
 Projection: 7/16"
 Panels/Ctn.: 16
 Square Ft./Ctn.: 192
 Cartons/Pallet: 18
 lbs./Ctn.: ≤ 80

Ventilation (NFA/Sq. Ft.: 5.9")

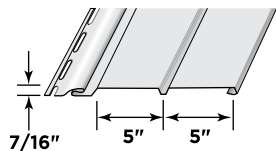
TRIPLE 4" CENTER VENTED SOFFIT (Soffit Use Only)



Product Code: 48220
 Finish: Matte
 Length: 12'
 Thickness: .040"
 Exposure: 12"[†]
 Projection: 7/16"
 Panels/Ctn.: 16
 Square Ft./Ctn.: 192
 Cartons/Pallet: 18
 lbs./Ctn.: ≤ 81

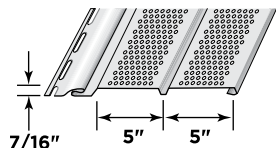
Ventilation (NFA/Sq. Ft.: 2")

DOUBLE 5" SOLID SOFFIT (Soffit Use Only)



Product Code: 48222
 Finish: Woodgrain
 Length: 12'
 Thickness: .040"
 Exposure: 10"
 Projection: 7/16"
 Panels/Ctn.: 20
 Squares/Ctn.: 2
 Cartons/Pallet: 17
 lbs./Ctn.: ≤ 94

DOUBLE 5" FULLY VENTED SOFFIT (Soffit Use Only)



Product Code: 48223
 Finish: Woodgrain
 Length: 12'
 Thickness: .040"
 Exposure: 10"
 Projection: 7/16"
 Panels/Ctn.: 20
 Squares/Ctn.: 2
 Cartons/Pallet: 17
 lbs./Ctn.: ≤ 90

Ventilation (NFA/Sq. Ft.: 6.4")

Vinyl Carpentry® Soffit & Vertical Siding

Product Code	48216 Triple 4" Solid Soffit & Vertical Siding (Matte)	48224 Triple 4" Fully Vented Soffit (Soffit Use Only) (Matte)	48220 Triple 4" Center Vented Soffit (Soffit Use Only) (Matte)	48222 Double 5" Solid Soffit (Soffit Use Only) (Woodgrain)	48223 Double 5" Fully Vented Soffit (Soffit Use Only) (Woodgrain)
Autumn Red (23)	●	●			
Brownstone (40)	●	●			
Castle Stone (37)	●	●			
Charcoal Gray (46)	●	●			
Colonial White (01)	●	●	●	●	●
Cypress (42)	●	●			
Desert Tan (07)	●	●		●	●
Espresso (43)	●	●			
Flagstone (97)	●	●			
Forest (47)	●	●			
Granite Gray (34)	●	●			
Heritage Cream (11)	●	●			
Herringbone (04)	●	●		●	●
Natural Clay (60)	●	●		●	●
Oxford Blue (32)	●	●			
Pacific Blue (27)	●	●			
Sable Brown (29)	●	●			
Sandstone Beige (15)	●	●		●	●
Savannah Wicker (59)	●	●		●	●
Slate (44)	●	●			
Snow (31)	●	●	●		
Sterling Gray (33)	●	●		●	●
PRM					
Black (54)	+	+			
Musket Brown (49)	+	+		+	+

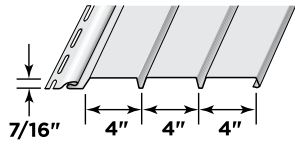
[†] Dimensions shown are nominal.

+ Soffit Use Only

Note: All vented soffits are soffit use only.

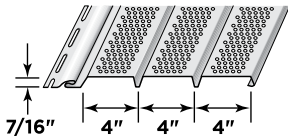
Value Soffit

TRIPLE 4" SOLID SOFFIT (Soffit Use Only)



Product Code: 49216
 Finish: Matte
 Length: 12'
 Thickness: .036"
 Exposure: 12"[†]
 Projection: 7/16"
 Panels/Ctn.: 16
 Square Ft./Ctn.: 192
 Cartons/Pallet: 18
 lbs./Ctn.: ≤ 74

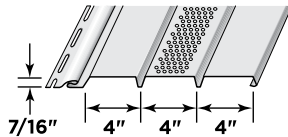
TRIPLE 4" FULLY VENTED SOFFIT (Soffit Use Only)



Product Code: 49224
 Finish: Matte
 Length: 12'
 Thickness: .036"
 Exposure: 12"[†]
 Projection: 7/16"
 Panels/Ctn.: 16
 Square Ft./Ctn.: 192
 Cartons/Pallet: 18
 lbs./Ctn.: ≤ 72

Ventilation (NFA/Sq. Ft.: 5.9")

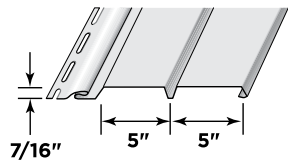
TRIPLE 4" CENTER VENTED SOFFIT (Soffit Use Only)



Product Code: 49220
 Finish: Matte
 Length: 12'
 Thickness: .036"
 Exposure: 12"[†]
 Projection: 7/16"
 Panels/Ctn.: 16
 Square Ft./Ctn.: 192
 Cartons/Pallet: 18
 lbs./Ctn.: ≤ 73

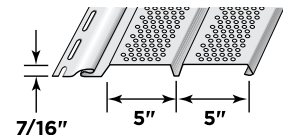
Ventilation (NFA/Sq. Ft.: 2")

DOUBLE 5" SOLID SOFFIT (Soffit Use Only)



Product Code: 49204
 Finish: Matte
 Length: 12'
 Thickness: .036"
 Exposure: 10"
 Projection: 7/16"
 Panels/Ctn.: 20
 Squares./Ctn.: 2
 Cartons/Pallet: 17
 lbs./Ctn.: ≤ 86

DOUBLE 5" FULLY VENTED SOFFIT (Soffit Use Only)



Product Code: 49208
 Finish: Matte
 Length: 12'
 Thickness: .036"
 Exposure: 10"
 Projection: 7/16"
 Panels/Ctn.: 20
 Squares./Ctn.: 2
 Cartons/Pallet: 17
 lbs./Ctn.: ≤ 83

Ventilation (NFA/Sq. Ft.: 6.4")

Vinyl Carpentry® Soffit & Vertical Siding

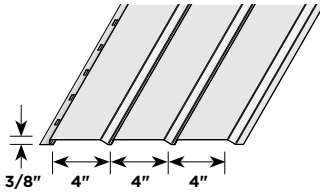
Product Code	49216 Triple 4" Solid Soffit (Soffit use only) (Matte)	49224 Triple 4" Fully Vented Soffit (Soffit use only) (Matte)	49220 Triple 4" Center Vented Soffit (Soffit use only) (Matte)	49204 Double 5" Solid Soffit (Soffit use only) (Matte)	49208 Double 5" Fully Vented Soffit (Soffit use only) (Matte)
COLOR					
Colonial White (01)	●	●	●	●	●
Desert Tan (07)	●	●			
Natural Clay (60)	●	●			
Sandstone Beige (15)	●	●			
Savannah Wicker (59)	●	●			
Snow (31)	●	●			

Note: All Value soffits are soffit use only.

[†] Dimensions shown are nominal.
 ≤ Heaviest weight listed - varies by color.

Aluminum Soffit

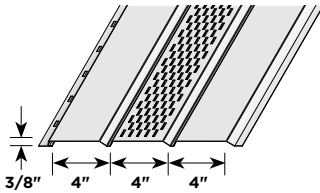
ALUMINUM TRIPLE 4" SOLID SOFFIT, STANDARD



Product Code: AL1020

Finish: Smooth
Length: 12'
Thickness: 0.016"
Exposure: 12"
Projection: 3/8"
Panels/Ctn.: 16
Lin. Ft./Ctn.: 192'
Cartons/Pallet: 24
lbs./Ctn.: 50

ALUMINUM TRIPLE 4" CENTER VENTED SOFFIT, STANDARD

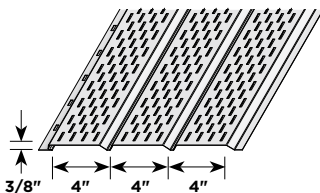


Product Code: AL1021

Finish: Smooth
Length: 12'
Thickness: 0.016"
Exposure: 12"
Projection: 3/8"
Panels/Ctn.: 16
Lin. Ft./Ctn.: 192'
Cartons/Pallet: 24
lbs./Ctn.: 50

Ventilation (NFA/Sq. Ft.: 1.470")

ALUMINUM TRIPLE 4" FULLY VENTED SOFFIT, STANDARD

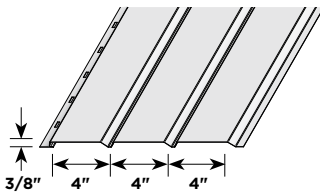


Product Code: AL1022

Finish: Smooth
Length: 12'
Thickness: 0.016"
Exposure: 12"
Projection: 3/8"
Panels/Ctn.: 16
Lin. Ft./Ctn.: 192'
Cartons/Pallet: 24
lbs./Ctn.: 50

Ventilation (NFA/Sq. Ft.: 4.409")

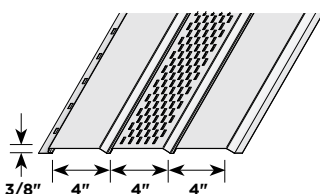
ALUMINUM TRIPLE 4" SOLID SOFFIT, PREMIUM



Product Code: AL1023

Finish: Smooth
Length: 12'
Thickness: 0.019"
Exposure: 12"
Projection: 3/8"
Panels/Ctn.: 16
Lin. Ft./Ctn.: 192'
Cartons/Pallet: 24
lbs./Ctn.: 51

ALUMINUM TRIPLE 4" CENTER VENTED SOFFIT, PREMIUM



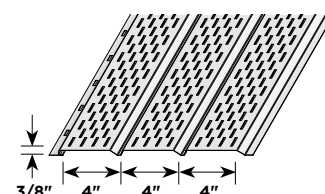
Product Code: AL1024

Finish: Smooth
Length: 12'
Thickness: 0.019"
Exposure: 12"
Projection: 3/8"
Panels/Ctn.: 16
Lin. Ft./Ctn.: 192'
Cartons/Pallet: 24
lbs./Ctn.: 51

Ventilation (NFA/Sq. Ft.: 1.470")

Product Code	AL1020	AL1021	AL1022	AL1023	AL1024	AL1025
	Aluminum Triple 4" Solid Soffit Standard (Smooth)	Aluminum Triple 4" Center Vented Soffit Standard (Smooth)	Aluminum Triple 4" Fully Vented Soffit Standard (Smooth)	Aluminum Triple 4" Solid Soffit Premium (Smooth)	Aluminum Triple 4" Center Vented Soffit Premium (Smooth)	Aluminum Triple 4" Fully Vented Soffit Premium (Smooth)
COLOR						
	Black LG (054)	●	●	●	●	●
	Colonial White (001)	●	●	●	●	●
	Musket Brown (049)	●	●	●	●	●
	Natural Clay (060)	●	●	●	●	●

ALUMINUM TRIPLE 4" FULLY VENTED SOFFIT, PREMIUM



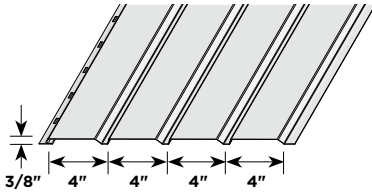
Product Code: AL1025

Finish: Smooth
Length: 12'
Thickness: 0.019"
Exposure: 12"
Projection: 3/8"
Panels/Ctn.: 16
Lin. Ft./Ctn.: 192'
Cartons/Pallet: 24
lbs./Ctn.: 51

Ventilation (NFA/Sq. Ft.: 4.409")

Aluminum Soffit

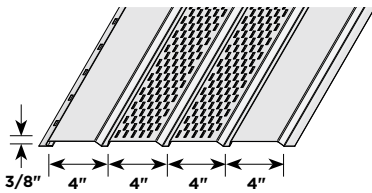
ALUMINUM QUAD 4" SOLID SOFFIT, STANDARD



Product Code: AL1030

Finish: Smooth
Length: 12'
Thickness: 0.016"
Exposure: 16"
Projection: 3/8"
Panels/Ctn.: 12
Lin. Ft./Ctn.: 144'
Cartons/Pallet: 18
lbs./Ctn.: 50

ALUMINUM QUAD 4" CENTER VENTED SOFFIT, STANDARD

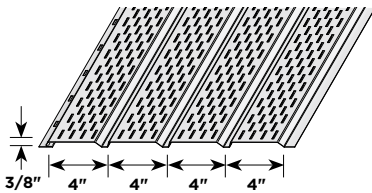


Product Code: AL1031

Finish: Smooth
Length: 12'
Thickness: 0.016"
Exposure: 16"
Projection: 3/8"
Panels/Ctn.: 12
Lin. Ft./Ctn.: 144'
Cartons/Pallet: 18
lbs./Ctn.: 50

Ventilation (NFA/Sq. Ft.: 5.759")

ALUMINUM QUAD 4" FULLY VENTED SOFFIT, STANDARD

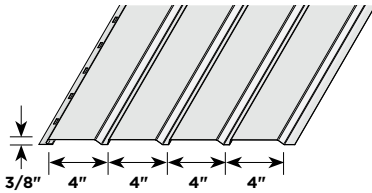


Product Code: AL1032

Finish: Smooth
Length: 12'
Thickness: 0.016"
Exposure: 16"
Projection: 3/8"
Panels/Ctn.: 12
Lin. Ft./Ctn.: 144'
Cartons/Pallet: 18
lbs./Ctn.: 50

Ventilation (NFA/Sq. Ft.: 11.519")

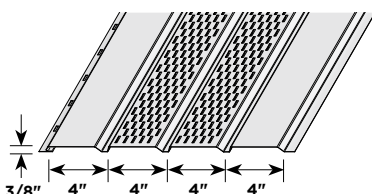
ALUMINUM QUAD 4" SOLID SOFFIT, PREMIUM



Product Code: AL1033

Finish: Smooth
Length: 12'
Thickness: 0.019"
Exposure: 16"
Projection: 3/8"
Panels/Ctn.: 12
Lin. Ft./Ctn.: 144'
Cartons/Pallet: 18
lbs./Ctn.: 51

ALUMINUM QUAD 4" CENTER VENTED SOFFIT, PREMIUM



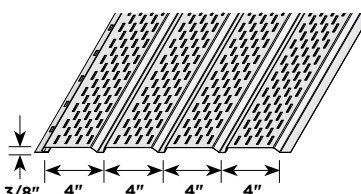
Product Code: AL1034

Finish: Smooth
Length: 12'
Thickness: 0.019"
Exposure: 16"
Projection: 3/8"
Panels/Ctn.: 12
Lin. Ft./Ctn.: 144'
Cartons/Pallet: 18
lbs./Ctn.: 51

Ventilation (NFA/Sq. Ft.: 5.759")

Product Code	AL1030	AL1031	AL1032	AL1033	AL1034	AL1035
	Aluminum Quad 4" Solid Soffit Standard (Smooth)	Aluminum Quad 4" Center Vented Soffit Standard (Smooth)	Aluminum Quad 4" Fully Vented Soffit Standard (Smooth)	Aluminum Quad 4" Solid Soffit Premium (Smooth)	Aluminum Quad 4" Center Vented Soffit Premium (Smooth)	Aluminum Quad 4" Fully Vented Soffit Premium (Smooth)
COLOR						
	Black LG (054)	●	●	●	●	●
	Colonial White (001)	●	●	●	●	●
	Musket Brown (049)	●	●	●	●	●
	Natural Clay (060)	●	●	●	●	●

ALUMINUM QUAD 4" FULLY VENTED SOFFIT, PREMIUM



Product Code: AL1035

Finish: Smooth
Length: 12'
Thickness: 0.019"
Exposure: 16"
Projection: 3/8"
Panels/Ctn.: 12
Lin. Ft./Ctn.: 144'
Cartons/Pallet: 18
lbs./Ctn.: 51

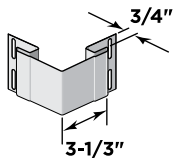
Ventilation (NFA/Sq. Ft.: 11.519")

For more information call 800-233-8990
www.certainteed.com

Corner Systems

Standard Face Dimension

3/4" CORNERPOST - 10' WOODGRAIN



Product Code: 51401

Finish: Woodgrain

Length: 10'

Face: 3-1/3"

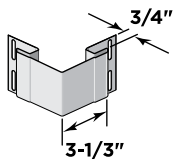
Pieces/Ctn.: 10

Lin. Ft. /Ctn.: 100

Cartons/Pallet: 15

lbs./Ctn.: ≤ 39

3/4" CORNERPOST - 10' MATTE



Product Code: 51404

Finish: Matte

Length: 10'

Face: 3-1/3"

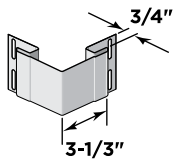
Pieces/Ctn.: 10

Lin. Ft. /Ctn.: 100

Cartons/Pallet: 15

lbs./Ctn.: ≤ 41

3/4" CORNERPOST - 12' WOODGRAIN



Product Code: 51402

Finish: Woodgrain

Length: 12'

Face: 3-1/3"

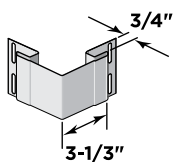
Pieces/Ctn.: 10

Lin. Ft. /Ctn.: 120

Cartons/Pallet: 15

lbs./Ctn.: ≤ 46

3/4" CORNERPOST - 20' WOODGRAIN



Product Code: 51458

Finish: Woodgrain

Length: 20'

Face: 3-1/3"

Pieces/Ctn.: 6

Lin. Ft. /Ctn.: 120

Cartons/Pallet: 24

lbs./Ctn.: ≤ 50

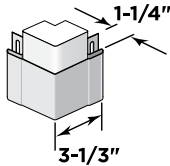
Vinyl Carpentry® Accessories

	Product Code	51401 3/4" Cornerpost - 10' (Woodgrain)	51404 3/4" Cornerpost - 10' (Matte)	51402 3/4" Cornerpost - 12' (Woodgrain)	51458 3/4" Cornerpost - 20' (Woodgrain)	
	Colonial White (01)	●	●	●	●	
COLOR	Autumn Red (23)	●				
	Autumn Yellow (10)	●				
	Bermuda Blue (26)	●				
	Brownstone (40)	●				
	Castle Stone (37)	●				
	Charcoal Gray (46)	●				
	Cypress (42)	●	●			
	Deep Mineral (22)	●				
	Desert Tan (07)	●	●			
	Espresso (43)	●				
	Flagstone (97)	●				
	Forest (47)	●				
	Granite Gray (34)	●	●	●		
	Graystone (61)	●				
	Hearthstone (19)	●				
	Heritage Cream (11)	●				
	Herringbone (04)	●	●			
	Melrose (39)	●				
	Midnight Blue (45)	●				
	Mountain Cedar (17)	●				
	Natural Clay (60)	●	●	●		
	Olive Grove (84)	●				
	Oxford Blue (32)	●				
	Pacific Blue (27)	●				
	Sable Brown (29)	●				
	Sandstone Beige (15)	●	●			
	Savannah Wicker (59)	●	●	●		
	Seagrass (30)	●				
	Slate (44)	●				
	Smoky Gray (83)	●				
	Snow (31)	●	●			
	Sparrow (58)	●				
	Spruce (16)	●				
	Sterling Gray (33)	●	●	●		
	Tuxedo (56)	●				
	Weathered Wood (90)	●				
	Wedgewood Blue (89)	●				
PREMIUM	Arbor Blend (57)	●				
	Cedar Blend (79)	●				
	Driftwood Blend (80)	●				
	Frontier Blend (51)	●				
	Natural Blend (78)	●				
	Rustic Blend (82)	●				
	Weathered Blend (53)	●				

Corner Systems

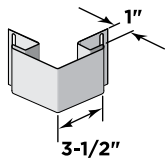
Standard Face Dimension

1-1/4" CORNERPOST - 10' WOODGRAIN With Foam Insert



Product Code: 51412
Finish: Woodgrain
Length: 10'
Face: 3-1/3"
Pieces/Ctn.: 10
Lin. Ft. /Ctn.: 100
Cartons/Pallet: 12
lbs./Ctn.: ≤ 42

1" CORNERPOST - 10' WOODGRAIN

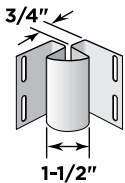


Product Code: 51409
Finish: Woodgrain
Length: 10'
Face: 3-1/2"
Pieces/Ctn.: 10
Lin. Ft. /Ctn.: 100
Cartons/Pallet: 12
lbs./Ctn.: ≤ 50

Corner Systems

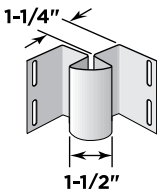
Inside

3/4" INSIDE CORNERPOST



Product Code: 51436
Finish: Matte
Length: 10'
Face: 3/4"
Pieces/Ctn.: 10
Lin. Ft. /Ctn.: 100
Cartons/Pallet: 24
lbs./Ctn.: ≤ 29

1-1/4" INSIDE CORNERPOST



Product Code: 51446
Finish: Matte
Length: 10'
Face: 1-1/4"
Pieces/Ctn.: 10
Lin. Ft. /Ctn.: 100
Cartons/Pallet: 15
lbs./Ctn.: ≤ 31

Vinyl Carpentry® Accessories

Product Code	51412 1-1/4" Cornerpost - 10' (Woodgrain)	51409 1" Cornerpost - 10' (Woodgrain)	51436 3/4" Inside Cornerpost (Matte)	51446 1-1/4" Inside Cornerpost (Matte)
Colonial White (01)	●	●	●	●
Autumn Red (23)	●	●	●	●
Autumn Yellow (10)			●	
Bermuda Blue (26)			●	
Brownstone (40)			●	
Buckskin (41)	●	●	●	●
Castle Stone (37)			●	
Cedar Blend Solid (48)			+	
Charcoal Gray (46)	●	●	●	●
Cypress (42)	●	●	●	●
Deep Mineral (22)			●	
Desert Tan (07)	●	●	●	●
Espresso (43)			●	
Flagstone (97)	●	●	●	●
Forest (47)		●	●	
Granite Gray (34)	●	●	●	●
Graystone (61)			●	
Hearthstone (19)		●	●	
Heritage Cream (11)	●		●	●
Herringbone (04)	●		●	●
Melrose (39)			●	
Midnight Blue (45)			●	
Mountain Cedar (17)		●	●	
Natural Clay (60)	●	●	●	●
Olive Grove (84)			●	
Oxford Blue (32)	●		●	●
Pacific Blue (27)	●	●	●	●
Sable Brown (29)	●	●	●	●
Sandstone Beige (15)	●	●	●	●
Savannah Wicker (59)	●	●	●	●
Seagrass (30)		●	●	
Slate (44)			●	
Smoky Gray (83)			●	
Snow (31)	●	●	●	●
Sparrow (58)		●	●	
Spruce (16)	●	●	●	●
Sterling Gray (33)	●	●	●	●
Tuxedo (56)			●	
Weathered Wood (90)			●	
Wedgewood Blue (89)			●	
Arbor Blend (57)			+	
Frontier Blend (51)			+	

+ SOLID COLOR

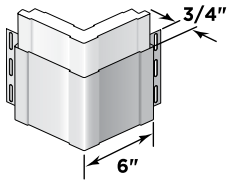
Recommended accessory colors for Monogram Blends

The following colors are the best comparable trim options:
Natural Blend = Buckskin, Cedar Blend = Cedar Blend Solid,
Driftwood Blend = Granite Gray or Charcoal Gray,
Rustic Blend = Sable Brown, Weathered Blend = Weathered Wood

Corner Systems

Wide Faced Dimension

TRADITIONAL SUPERCORNER™ With Foam Insert



Product Code: 51420

Finish: Matte

Length: 20'

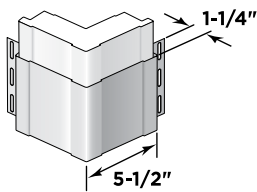
Pieces/Ctn.: 6

Lin. Ft. /Ctn.: 120

Cartons/Pallet: 9

lbs./Ctn.: ≤ 77

1-1/4" TRADITIONAL SUPERCORNER™ With Foam Insert



Product Code: 51447

Finish: Matte

Length: 20'

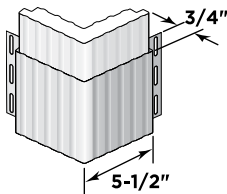
Pieces/Ctn.: 6

Lin. Ft. /Ctn.: 120

Cartons/Pallet: 8

lbs./Ctn.: ≤ 80

FLUTED SUPERCORNER™ With Foam Insert



Product Code: 51424

Finish: Matte

Length: 20'

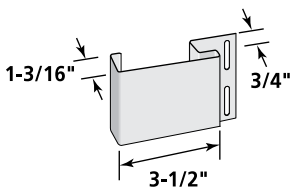
Pieces/Ctn.: 6

Lin. Ft. /Ctn.: 120

Cartons/Pallet: 10

lbs./Ctn.: ≤ 81

3-1/2" LINEAL



Product Code: 54706

Finish: Matte

Length: 20'

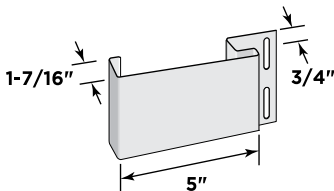
Pieces/Ctn.: 10

Lin. Ft. /Ctn.: 200

Cartons/Pallet: 30

lbs./Ctn.: ≤ 51

5" LINEAL



Product Code: 54712

Finish: Matte

Length: 20'

Pieces/Ctn.: 10

Lin. Ft. /Ctn.: 200

Cartons/Pallet: 15

lbs./Ctn.: ≤ 64

Vinyl Carpentry® Accessories

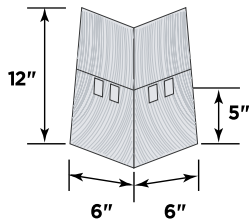
Product Code	51420 Traditional SuperCorner With Foam Insert	51447 1-1/4" Traditional SuperCorner With Foam Insert	51424 Fluted SuperCorner With Foam Insert	54706 3-1/2" Lineal	54712 5" Lineal
Colonial White (01)	●	●	●	●	●
Desert Tan (07)	●			●	
Herringbone (04)				●	
Natural Clay (60)				●	
Sandstone Beige (15)	●			●	
Savannah Wicker (59)	●			●	
Snow (31)	●			●	●

Corner Systems

Cedar Impressions

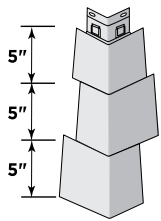
Polymer Siding Products

INDIVIDUAL 5" SAWMILL CORNER



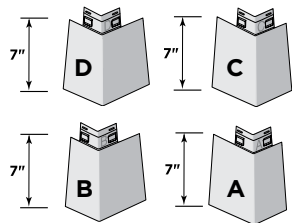
Product Code: 51405
 Finish: Sawmill
 Exposure: 5"
 Pieces/Ctn.: 24
 Lin. Ft./Ctn.: 10'
 Cartons/Pallet: 45
 lbs./Ctn.: ≤ 12

T5" STRAIGHT EDGE SAWMILL OFFSET MITERED CORNERPOST



Product Code: 51406
 Finish: Sawmill
 Pieces/Ctn.: 32
 Lin. Ft./Ctn.: 40'
 Cartons/Pallet: 12
 lbs./Ctn.: ≤ 17

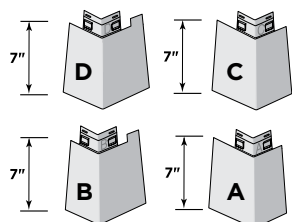
7" STRAIGHT EDGE PERFECTION OFFSET MITERED CORNERPOSTS



Product Code: 51459
 Finish: Perfection
 Length: 4 Pieces - 7" each
 Pieces/Ctn.: 40
 Lin. Ft./Ctn.: 23' 4"
 Cartons/Pallet: 24
 lbs./Ctn.: ≤ 15

For use with Straight Edge Perfection panels (30137 & 30144).

7" STAGGERED PERFECTION OFFSET MITERED CORNERPOSTS



Product Code: 51452
 Finish: Perfection
 Length: 4 Pieces - 7" each
 Pieces/Ctn.: 40
 Lin. Ft./Ctn.: 23' 4"
 Cartons/Pallet: 24
 lbs./Ctn.: ≤ 15

For use with Double 7" Staggered Perfection panel (30142).

Recommended trim: CertainTeed recommends the use of Restoration Millwork PVC trim for the most authentic look of genuine cedar. If you choose to use CertainTeed vinyl accessories, the following solid colors are the best comparable options: Natural Blend = Buckskin, Cedar Blend = Cedar Blend Solid, Driftwood Blend = Granite Gray or Charcoal Gray, Rustic Blend = Sable Brown

Product Code	51405 Individual 5" Sawmill Corner	51406 T5" Straight Edge Sawmill Offset Mitered Cornerpost	51459 7" Straight Edge Perfection Offset Mitered Cornerposts	51452 7" Staggered Perfection Offset Mitered Cornerposts	
Colonial White (01)	●	●	●	●	
Autumn Red (23)		●	●	●	
Bermuda Blue (26)			●		
Brownstone (40)		●	●		
Castle Stone (37)		●	●		
Charcoal Gray (46)		●	●	●	
Cypress (42)		●	●	●	
Deep Mineral (22)			●		
Desert Tan (07)		●	●	●	
Espresso (43)		●	●		
Flagstone (97)		●	●	●	
Forest (47)		●	●	●	
Granite Gray (34)		●	●	●	
Graystone (61)		●	●	●	
Hearthstone (19)		●	●	●	
Heritage Cream (11)		●	●	●	
Herringbone (04)		●	●	●	
Mountain Cedar (17)				●	
Melrose (39)			●		
Midnight Blue (45)		●	●		
Natural Clay (60)	●	●	●	●	
Pacific Blue (27)		●	●	●	
Sable Brown (29)		●	●	●	
Savannah Wicker (59)	●	●	●	●	
Seagrass (30)	●	●	●	●	
Slate (44)		●	●		
Smoky Gray (83)			●		
Snow (31)			●		
Sparrow (58)		●	●	●	
Spruce (16)		●	●	●	
Sterling Gray (33)	●	●	●	●	
Tuxedo (56)			●		
Wedgewood Blue (89)		●	●		
Weathered Wood (90)		●	●		
► Cedar Blend (79)			●		
► Driftwood Blend (80)			●		
► Natural Blend (78)			●		
► Rustic Blend (82)			●		
Cedar Blend - Light (70)	●				
Cedar Blend - Med. (71)	●				
Cedar Blend - Dark (72)	●				
Driftwood Blend - L. (94)	●				
Driftwood Blend - M. (95)	●				
Driftwood Blend - D. (96)	●				
Natural Blend - Light (86)	●				
Natural Blend - Med. (87)	●				
Natural Blend - Dark (88)	●				
Rustic Blend - Light (73)	●				
Rustic Blend - Med. (74)	●				
Rustic Blend - Dark (75)	●				

► CONSISTENT VARIEGATED COLOR THROUGHOUT THE PANEL

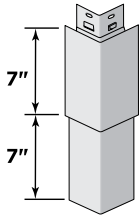
≤ Heaviest weight listed - varies by color.

Corner Systems

Cedar Impressions

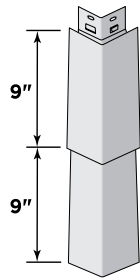
Vinyl Carpentry® Accessories

D7" STRAIGHT EDGE ROUGH-SPLIT MITERED CORNERPOST



Product Code: 51450
 Finish: Rough-Split
 Length: 14"
 Pieces/Ctn.: 20
 Lin. Ft./Ctn.: 23' 4"
 Cartons/Pallet: 24
 lbs./Ctn.: ≤17

D9" STAGGERED ROUGH-SPLIT MITERED CORNERPOST



Product Code: 51432
 Finish: Rough-Split
 Length: 18-1/2"
 Pieces/Ctn.: 20
 Lin. Ft./Ctn.: 31
 Cartons/Pallet: 18
 lbs./Ctn.: ≤21

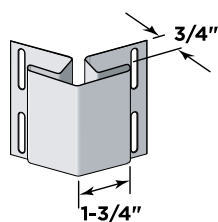
Product Code	51450 D7" Straight Edge Rough-Split Mitered Cornerpost	51432 D9" Staggered Rough-Split Mitered Cornerpost	
Colonial White (01)	●	●	
Autumn Red (23)	●	●	
Buckskin (41)	●	●	
Charcoal Gray (46)	●	●	
Flagstone (97)	●	●	
Forest (47)	●	●	
Granite Gray (34)	●	●	
Hearthstone (19)	●	●	
Mountain Cedar (17)	●	●	
Natural Clay (60)	●	●	
Pacific Blue (27)	●	●	
Sable Brown (29)	●	●	
Savannah Wicker (59)	●	●	
Sparrow (58)	●		
Spruce (16)	●	●	
Sterling Gray (33)	●	●	

Corner Systems

Specialty

Vinyl Carpentry® Accessories

BAY WINDOW CORNERPOST



Product Code: 51445

Finish: Matte

Length: 10'

Face: 1-3/4"

Pieces/Ctn.: 10

Lin. Ft. /Ctn.: 100

Cartons/Pallet: 21

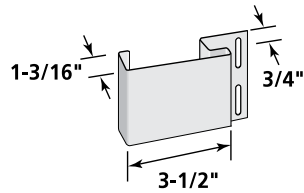
lbs./Ctn.: ≤ 32

Product Code		51445	
		Bay Window Cornerpost	
COLOR	Colonial White (01)	●	
	Granite Gray (34)	●	
	Natural Clay (60)	●	
	Sterling Gray (33)	●	

Window & Door Trim

Vinyl Carpentry® Accessories

3-1/2" LINEAL

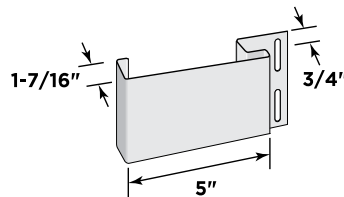


Product Code: 54706

Finish: Matte
Length: 20'
Pieces/Ctn.: 10
Lin. Ft. /Ctn.: 200
Cartons/Pallet: 30
lbs./Ctn.: ≤ 51

For use with new window & door starter strip (53605).

5" LINEAL

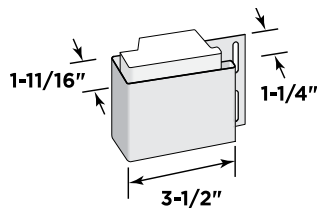


Product Code: 54712

Finish: Matte
Length: 20'
Pieces/Ctn.: 10
Lin. Ft. /Ctn.: 200
Cartons/Pallet: 15
lbs./Ctn.: ≤ 64

For use with new window & door starter strip (53605).

3-1/2" LINEAL With Foam Insert

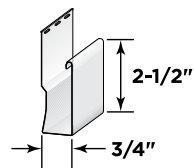


Product Code: 54707

Finish: Matte
Length: 20'
Pieces/Ctn.: 10
Lin. Ft. /Ctn.: 200
Cartons/Pallet: 23
lbs./Ctn.: ≤ 63

For use with new window & door starter strip (53605).

2-1/2" WINDOW & DOOR CASING



Product Code: 55813

Finish: Matte
Length: 12' 6"
Pieces/Ctn.: 20
Lin. Ft. /Ctn.: 250
Cartons/Pallet: 24
lbs./Ctn.: ≤ 52

	Product Code	54706 3-1/2" Lineal	54712 5" Lineal	54707 3-1/2" Lineal With Foam Insert	55813 2-1/2" Window & Door Casing	
	Colonial White (01)	●	●	●	●	
COLOR	Desert Tan (07)	●				
	Herringbone (04)	●				
	Natural Clay (60)	●				
	Sandstone Beige (15)	●				
	Savannah Wicker (59)	●				
	Snow (31)	●	●			

Window & Door Trim

Vinyl Carpentry® Accessories

CROWN MOLDING

Product Code: 55804

Finish: Matte

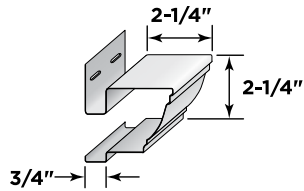
Length: 10'

Pieces/Ctn.: 10

Lin. Ft. /Ctn.: 100

Cartons/Pallet: 12

lbs./Ctn.: ≤ 35



Product Code	55804 Crown Molding	55805 Crown Molding Cap	
Colonial White (01)	●	●	

CROWN MOLDING CAP

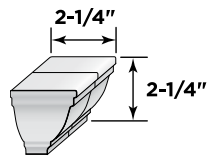
Product Code: 55805

Finish: Matte

Pairs/Ctn.: 10

Cartons/Pallet: 60

lbs./Ctn.: ≤ 2



Each whole unit represents a pair and can be cut in half to create left and right end caps.

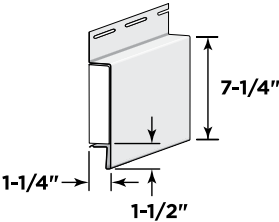
Wall Transitions

Band Board

Vinyl Carpentry® Accessories

BAND BOARD

With Foam Insert



Product Code: 55814

Finish: Rough Cedar

Length: 16' 8"

Pieces/Ctn.: 5

Lin. Ft. /Ctn.: 82' 5"

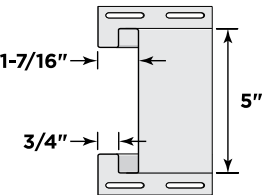
Cartons/Pallet: 16

lbs./Ctn.: ≤ 33

Dimensions shown as installed with Cornice Receiver.

5" DOUBLE CHANNEL

LINEAL



Product Code: 54714

Finish: Matte

Length: 18'

Pieces/Ctn.: 10

Lin. Ft. /Ctn.: 180

Cartons/Pallet: 15

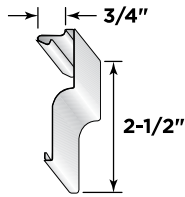
lbs./Ctn.: ≤ 66

Product Code	55814	54714	
	Band Board With Foam Insert	5" Double Channel Lineal	
Colonial White (01)	●	●	

≤ Heaviest weight listed - varies by color.

Soffit Transitions Decorative

CORNICE MOLDING

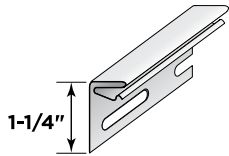


Product Code: 55817

Finish: Matte
Length: 12' 6"
Pieces/Ctn.: 10
Lin. Ft. /Ctn.: 125
Cartons/Pallet: 32
lbs./Ctn.: ≤ 16

For use with Cornice Receiver or Deluxe F-Channel.

CORNICE RECEIVER

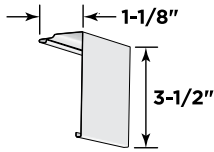


Product Code: 55812

Finish: Matte
Length: 12' 6"
Pieces/Ctn.: 24
Lin. Ft. /Ctn.: 300
Cartons/Pallet: 35
lbs./Ctn.: ≤ 28

For use with Cornice Molding, Finish Board and Band Board.

FINISH BOARD

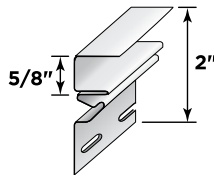


Product Code: 55815

Finish: Rough Cedar
Length: 12' 6"
Pieces/Ctn.: 10
Lin. Ft. /Ctn.: 125
Cartons/Pallet: 40
lbs./Ctn.: ≤ 19

For use with Cornice Receiver.

DELUXE F-CHANNEL



Product Code: 52503

Finish: Matte
Length: 12' 6"
Channel: 5/8"
Pieces/Ctn.: 24
Lin. Ft. /Ctn.: 300
Cartons/Pallet: 32
lbs./Ctn.: ≤ 39

For use as soffit receiver and to receive Cornice Molding.

Vinyl Carpentry® Accessories

Product Code	55817 Cornice Molding	55812 Cornice Receiver	55815 Finish Board	52503 Deluxe F-Channel	
No Color		●		●	
Colonial White (01)	●		●		
Autumn Red (23)	●				
Bermuda Blue (26)	●				
Brownstone (40)	●				
Buckskin (41)	●				
Castle Stone (37)	●				
Cedar Blend Solid* (48)	+				
Charcoal Gray (46)	●				
Cypress (42)	●				
Deep Mineral (22)	●				
Desert Tan (07)	●				
Espresso (43)	●				
Flagstone (97)	●				
Forest (47)	●				
Granite Gray (34)	●				
Graystone (61)	●				
Hearthstone (19)	●				
Heritage Cream (11)	●				
Herringbone (04)	●				
Melrose (39)	●				
Midnight Blue (45)	●				
Mountain Cedar (17)	●				
Natural Clay (60)	●				
Pacific Blue (27)	●				
Sable Brown (29)	●				
Sandstone Beige (15)	●				
Savannah Wicker (59)	●				
Seagrass (30)	●				
Slate (44)	●				
Smoky Gray (83)	●				
Snow (31)	●				
Sparrow (58)	●				
Spruce (16)	●				
Sterling Gray (33)	●				
Tuxedo (56)	●				
Wedgewood Blue (89)	●				
Weathered Wood (90)	●				

+ SOLID COLOR

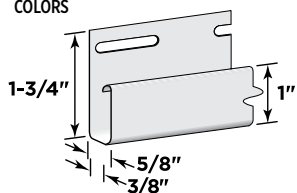
* Solid color accessory used with the Cedar Impressions Single 7" Cedar Blend; and Monogram Double 4" Clapboard, Double 5" Clapboard and Double 5" Dutchlap Cedar Blend panels.

J-Channel

Vinyl Carpentry® Accessories



3/8" POCKET J-CHANNEL

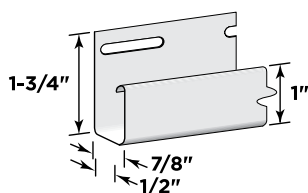


For use with CERTAplank Siding as a Sill Trim and with Beaded Triple 2" Soffit.

Product Code: 50306

Finish: Matte
Length: 12' 6"
Channel/
Pocket Height: 3/8"
Back Height: 5/8"
Pieces/Ctn.: 48
Lin. Ft. /Ctn.: 600
Cartons/Pallet: 30
lbs./Ctn.: ≤ 55

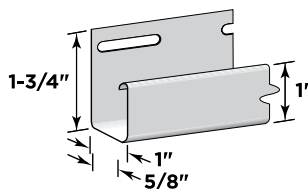
1/2" POCKET J-CHANNEL



Product Code: 50305

Finish: Matte
Length: 12' 6"
Channel/
Pocket Height: 1/2"
Back Height: 7/8"
Pieces/Ctn.: 48
Lin. Ft. /Ctn.: 600
Cartons/Pallet: 30
lbs./Ctn.: ≤ 58

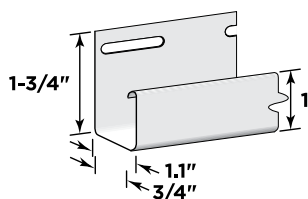
5/8" POCKET J-CHANNEL



Product Code: 50310

Finish: Matte
Length: 12' 6"
Channel/
Pocket Height: 5/8"
Back Height: 1"
Pieces/Ctn.: 48
Lin. Ft. /Ctn.: 600
Cartons/Pallet: 30
lbs./Ctn.: ≤ 60

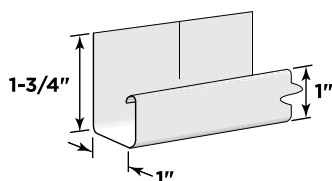
3/4" POCKET J-CHANNEL



Product Code: 50303

Finish: Matte
Length: 12' 6"
Channel/
Pocket Height: 3/4"
Back Height: 1.1"
Pieces/Ctn.: 48
Lin. Ft. /Ctn.: 600
Cartons/Pallet: 25
lbs./Ctn.: ≤ 61

3/4" POCKET FLEXIBLE J-CHANNEL



Product Code: 50309

Finish: Matte
Length: 12' 6"
Channel/
Pocket Height: 3/4"
Back Height: 1"
Pieces/Ctn.: 10
Lin. Ft. /Ctn.: 125
Cartons/Pallet: 50
lbs./Ctn.: ≤ 20

Product Code	50306 3/8" Pocket J-Channel/ CERTAplank Sill Trim	50305 1/2" Pocket J-Channel	50310 5/8" Pocket J-Channel	50303 3/4" Pocket J-Channel	50309 3/4" Pocket Flexible J- Channel
Colonial White (01)	●	●	●	●	
White (62)					●
Autumn Red (23)		●	●	●	
Autumn Yellow (10)		●	●	●	
Bermuda Blue (26)	●			●	
Brownstone (40)		●	●	●	
Buckskin (41)				●	
Castle Stone (37)	●	●	●	●	
Cedar Blend Solid* (48)				+	
Charcoal Gray (46)	●	●	●	●	
Cypress (42)		●	●	●	
Deep Mineral (22)		●		●	
Desert Tan (07)	●	●	●	●	
Espresso (43)		●	●	●	
Flagstone (97)	●	●	●	●	
Forest (47)	●	●	●	●	
Granite Gray (34)	●	●	●	●	
Graystone (61)		●	●	●	
Hearthstone (19)				●	
Heritage Cream (11)		●	●	●	
Herringbone (04)	●	●	●	●	
Melrose (39)	★	●	●	●	
Midnight Blue (45)	●	●	●	●	
Mountain Cedar (17)				●	
Natural Clay (60)	●	●	●	●	
Olive Grove (84)		●	●	●	
Oxford Blue (32)		●	●	●	
Pacific Blue (27)	●	●	●	●	
Sable Brown (29)	●	●	●	●	
Sandstone Beige (15)	●	●	●	●	
Savannah Wicker (59)	●	●	●	●	
Seagrass (30)		●	●	●	
Slate (44)		●	●	●	
Smoky Gray (83)	●	●	●	●	
Snow (31)	●	●	●	●	
Sparrow (58)		●		●	
Spruce (16)		●	●	●	
Sterling Gray (33)	●	●	●	●	
Tuxedo (56)	★	●		●	
Weathered Wood (90)		●	●	●	
Wedgewood Blue (89)	●	●	●	●	
Arbor Blend (57)				+	
Black (54)		+	+	+	
Frontier Blend (51)				+	
Musket Brown (49)		●			

+ SOLID COLOR

★ NEW COLOR

* Solid color accessory:

Cedar Blend Solid use with Cedar Blend panels

+ Soffit Use Only

Recommended accessory colors for Monogram Blends

The following colors are the best comparable trim options:

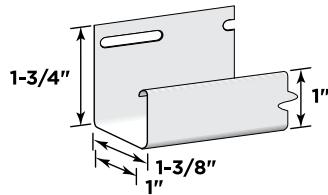
Natural Blend = Buckskin, Cedar Blend = Cedar Blend Solid,

Driftwood Blend = Granite Gray or Charcoal Gray,

Rustic Blend = Sable Brown, Weathered Blend = Weathered Wood

J-Channel (continued)

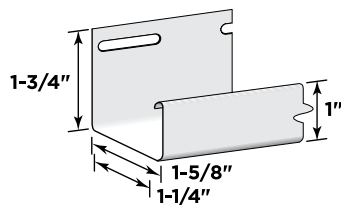
1" POCKET J-CHANNEL



Product Code: 50302

Finish: Matte
Length: 12' 6"
Channel/
Pocket Height: 1"
Back Height: 1-3/8"
Pieces/Ctn.: 40
Lin. Ft. /Ctn.: 500
Cartons/Pallet: 18
lbs./Ctn.: ≤ 59

1-1/4" POCKET J-CHANNEL



Product Code: 50301

Finish: Matte
Length: 12' 6"
Channel/
Pocket Height: 1-1/4"
Back Height: 1-5/8"
Pieces/Ctn.: 48
Lin. Ft. /Ctn.: 600
Cartons/Pallet: 20
lbs./Ctn.: ≤ 79

Vinyl Carpentry® Accessories

Product Code	50302 1" Pocket J-Channel	50301 1-1/4" Pocket J- Channel	
Autumn Red (23)	●	●	
Buckskin (41)	●	●	
Charcoal Gray (46)	●	●	
Colonial White (01)	●	●	
Cypress (42)	●	●	
Desert Tan (07)	●	●	
Espresso (43)			
Flagstone (97)	●	●	
Forest (47)	●		
Granite Gray (34)	●	●	
Hearthstone (19)	●		
Heritage Cream (11)		●	
Herringbone (04)		●	
Mountain Cedar (17)	●		
Musket Brown (049)			
Natural Clay (60)	●	●	
Oxford Blue (32)		●	
Pacific Blue (27)	●	●	
Sable Brown (29)	●	●	
Sandstone Beige (15)	●	●	
Savannah Wicker (59)	●	●	
Seagrass (30)	●		
Snow (31)		●	
Sparrow (58)	●		
Spruce (16)	●	●	
Sterling Gray (33)	●	●	

Functional Trim

Vinyl Carpentry® Accessories

DUAL UNDERSILL TRIM

Product Code: 56916

Finish: Matte

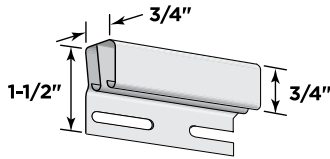
Length: 12' 6"

Pieces/Ctn.: 12

Lin. Ft. /Ctn.: 150

Cartons/Pallet: 48

Lbs./Ctn.: ≤ 22



UNDERSILL TRIM

Product Code: 56904

Finish: Matte

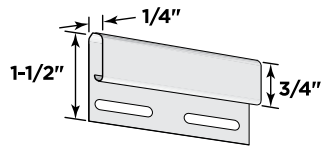
Length: 12' 6"

Pieces/Ctn.: 48

Lin. Ft. /Ctn.: 600

Cartons/Pallet: 35

Lbs./Ctn.: ≤ 46



SHAKE/SHINGLE UNDERSILL TRIM

Product Code: 56917

Finish: Matte

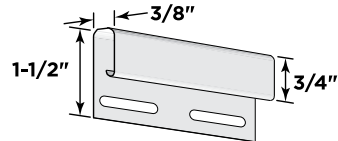
Length: 12' 6"

Pieces/Ctn.: 12

Lin. Ft. /Ctn.: 150

Cartons/Pallet: 48

Lbs./Ctn.: ≤ 13



DRIP CAP

Product Code: 56907

Finish: Matte

Length: 12' 6"

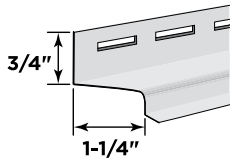
Width: 1-1/4"

Pieces/Ctn.: 24

Lin. Ft. /Ctn.: 300

Cartons/Pallet: 35

Lbs./Ctn.: ≤ 31



Product Code	56916 Dual Undersill Trim	56904 Undersill Trim	56917 Shake/ Shingle Undersill Trim	56907 Drip Cap	
Colonial White (01)	●	●	●	●	
Autumn Red (23)		●	●		
Autumn Yellow (10)		●			
Bermuda Blue (26)			●		
Brownstone (40)		●	●		
Buckskin (41)		●	●		
Castle Stone (37)		●	●		
Cedar Blend Solid* (48)		●	+		
Charcoal Gray (46)		●	●		
Cypress (42)	●	●	●		
Deep Mineral (22)		●	●		
Desert Tan (07)	●	●	●		
Espresso (43)		●	●		
Flagstone (97)		●	●		
Forest (47)		●	●		
Granite Gray (34)	●	●	●		
Graystone (61)		●	●		
Hearthstone (19)			●		
Heritage Cream (11)	●	●	●		
Herringbone (04)	●	●	●		
Melrose (39)		●	●		
Midnight Blue (45)		●	●		
Mountain Cedar (17)			●		
Natural Clay (60)	●	●	●		
Olive Grove (84)		●			
Oxford Blue (32)	●	●			
Pacific Blue (27)		●	●		
Sable Brown (29)		●	●		
Sandstone Beige (15)	●	●			
Savannah Wicker (59)	●	●	●		
Seagrass (30)	●	●	●		
Slate (44)		●	●		
Smoky Gray (83)		●	●		
Snow (31)	●	●	●		
Sparrow (58)		●	●		
Spruce (16)		●	●		
Sterling Gray (33)	●	●	●		
Tuxedo (56)		●	●		
Weathered Wood (90)		●	●		
Wedgewood Blue (89)		●	●		
PREM Arbor Blend (57)		+			
Frontier Blend (51)		+			

+ SOLID COLOR

* Solid color accessory:
Cedar Blend Solid use with Cedar Blend panels

Recommended accessory colors for Monogram Blends

The following colors are the best comparable trim options:

Natural Blend = Buckskin, Cedar Blend = Cedar Blend Solid,

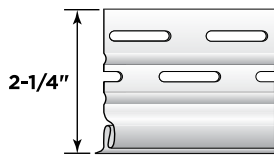
Driftwood Blend = Granite Gray or Charcoal Gray,

Rustic Blend = Sable Brown, Weathered Blend = Weathered Wood

Starter Strips

Vinyl Carpentry® Accessories

2-1/4" VINYL STARTER STRIP

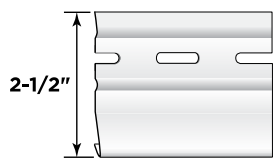


Product Code: 53601

Finish: Matte
Length: 12' 6"
Width: 2-1/4"
Pieces/Ctn.: 40
Lin. Ft. /Ctn.: 500
Cartons/Pallet: 30
lbs./Ctn.: ≤ 59

For use with all sidings except Cedar Impressions, CedarBoards, Monogram and Monogram XL.

2-1/2" METAL STARTER STRIP

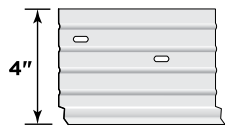


Product Code: 53602

Finish: Mill
Length: 10'
Width: 2-1/2"
Pieces/Ctn.: 50
Lin. Ft. /Ctn.: 500
Cartons/Pallet: 56
lbs./Ctn.: ≤ 75

For use with all sidings except Cedar Impressions, and CedarBoards.

4" METAL SHINGLE STARTER STRIP

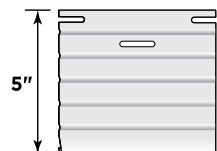


Product Code: 53615

Finish: Mill
Length: 10'
Width: 4"
Pieces/Ctn.: 25
Lin. Ft. /Ctn.: 250
Cartons/Pallet: 36
lbs./Ctn.: ≤ 78

For use with Cedar Impressions Shake and Shingle Panels.

5" METAL STARTER STRIP



Product Code: 53604

Finish: Mill
Length: 10'
Width: 5"
Pieces/Ctn.: 25
Lin. Ft. /Ctn.: 250
Cartons/Pallet: 36
lbs./Ctn.: ≤ 72

Remodeling Metal Starter Strip. For use with all sidings except Cedar Impressions and CedarBoards.

STARTER STRIP FOR CEDARBOARDS INSULATED SIDING

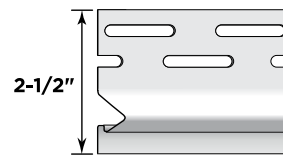


Product Code: 53609

Finish: Matte
Length: 12' 6"
Width: 3"
Pieces/Ctn.: 24
Lin. Ft. /Ctn.: 300
Cartons/Pallet: 35
lbs./Ctn.: ≤ 44

Product Code	53601	53602	53615	53604	53609	53605	53612
	2-1/4" Vinyl Starter Strip	2-1/2" Metal Starter Strip	4" Metal Shingle Starter Strip	5" Metal Starter Strip	Starter Strip for Insulated Siding	Window & Door Starter Strip	Metal Starter Strip for CERTAplank Reinforced Siding
No Color	●	●	●	●	●	●	●

WINDOW & DOOR STARTER STRIP

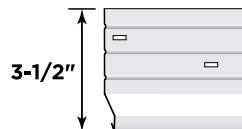


Product Code: 53605

Finish: Matte
Length: 10'
Pieces/Ctn.: 36
Lin. Ft. /Ctn.: 360
Cartons/Pallet: 27
lbs./Ctn.: ≤ 35

For use with lineals.

METAL STARTER STRIP FOR CERTAplank REINFORCED SIDING



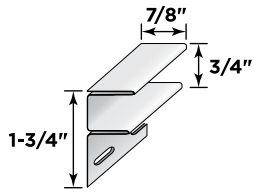
Product Code: 53612

Finish: Mill
Length: 10'
Width: 3-1/2"
Pieces/Ctn.: 25
Lin. Ft./Ctn.: 250'
Cartons/Pallet: 36
lbs./Ctn.: 65

Soffit Trim

Vinyl Carpentry® Accessories

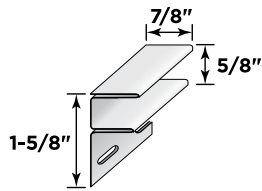
3/4" F-CHANNEL



Product Code: 52506

Finish: Matte
Length: 12' 6"
Channel: 3/4"
Pieces/Ctn.: 24
Lin. Ft. /Ctn.: 300
Cartons/Pallet: 35
lbs./Ctn.: ≤ 44

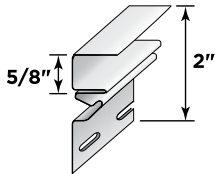
5/8" F-CHANNEL



Product Code: 52502

Finish: Matte
Length: 12' 6"
Channel: 5/8"
Pieces/Ctn.: 24
Lin. Ft. /Ctn.: 300
Cartons/Pallet: 35
lbs./Ctn.: ≤ 39

DELUXE F-CHANNEL



Product Code: 52503

Finish: Matte
Length: 12' 6"
Channel: 5/8"
Pieces/Ctn.: 24
Lin. Ft. /Ctn.: 300
Cartons/Pallet: 32
lbs./Ctn.: ≤ 39

For use as soffit receiver and to receive Cornice Molding.

Product Code		52506 3/4" F-Channel	52502 5/8" F-Channel	52503 Deluxe F-Channel	
No Color				●	
COLOR	Colonial White (01)	●	●		
	Desert Tan (07)		●		
	Natural Clay (60)		●		
	Sandstone Beige (15)		●		
	Savannah Wicker (59)		●		
	Snow (31)		●		
PREM	Black (54)	●	●		
	Musket Brown (49)		●		

Soffit Trim (continued)

Vinyl Carpentry® Accessories

1/2" H-BAR

Product Code: 52504

Finish: Matte

Length: 12' 6"

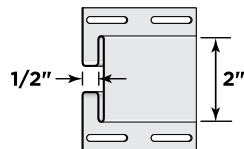
Channel: 1/2"

Pieces/Ctn.: 10

Lin. Ft. /Ctn.: 125

Cartons/Pallet: 39

lbs./Ctn.: ≤ 29



For use with most soffits and vertical siding.

3/8" H-BAR

Product Code: 52505

Finish: Matte

Length: 12' 6"

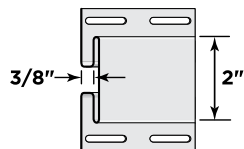
Channel: 3/8"

Pieces/Ctn.: 10

Lin. Ft. /Ctn.: 125

Cartons/Pallet: 53

lbs./Ctn.: ≤ 28



For use with Beaded Soffit.

NEW 3/4" H-BAR

COLORS

Product Code: 52507

Finish: Matte

Length: 12' 6"

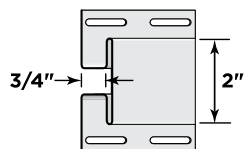
Channel: 3/4"

Pieces/Ctn.: 10

Lin. Ft. /Ctn.: 125

Cartons/Pallet: 42

lbs./Ctn.: ≤ 32



For use with Reverse Board & Batten, Perimeter & Triple 3-1/3 InvisiVent & solid soffit.
Can also be used with Monogram & Restoration Classic in horizontal applications.

Product Code	52504 1/2" H-Bar	52505 3/8" H-Bar	52507 3/4" H-Bar	
No Color				
Colonial White (01)	●	●	●	
Autumn Red (23)			●	
Castle Stone (37)			★	
Charcoal Gray (46)			●	
Flagstone (97)			★	
Forest (47)			★	
Granite Gray (34)			●	
Herringbone (04)			★	
Midnight Blue (45)			●	
Melrose (39)			★	
Natural Clay (60)			●	
Pacific Blue (27)			●	
Sable Brown (29)			●	
Savannah Wicker (59)			●	
Smoky Gray (83)			★	
Sterling Gray (33)			●	
Tuxedo (56)			★	

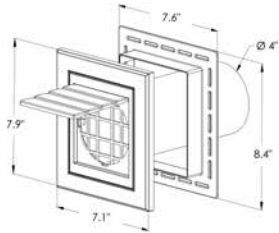
★ NEW COLOR

Mounting Blocks

Siding & Accessories

Vinyl Siding Products

DRYER VENT



Product Code: 56501

Finish: Woodgrain

Overall Width: 7.6"

Overall Height: 8.4"

Overall Depth: 1.4"

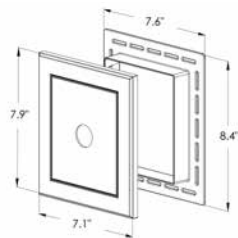
Pieces/Ctn.: 5

Cartons/Pallet: 200

lbs./Ctn.: ≤ 2.57

* Metal vent tube attachment available as a separate sku (#56510)

UNIVERSAL BLOCK



Product Code: 56502

Finish: Woodgrain

Overall Width: 7.6"

Overall Height: 8.4"

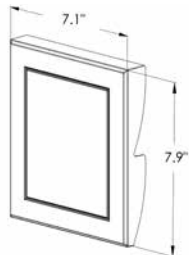
Overall Depth: 1.4"

Pieces/Ctn.: 10

Cartons/Pallet: 144

lbs./Ctn.: ≤ 4.66

SURFACE MOUNT BLOCK



Product Code: 56503

Finish: Woodgrain

Overall Width: 7.1"

Overall Height: 7.9"

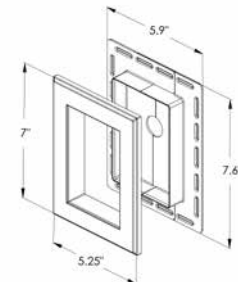
Overall Depth: 1.2"

Pieces/Ctn.: 10

Cartons/Pallet: 200

lbs./Ctn.: ≤ 2.51

RECESSED SPLIT



Product Code: 56504

Finish: Woodgrain

Overall Width: 5.9"

Overall Height: 7.6"

Overall Depth: 1.4"

Pieces/Ctn.: 10

Cartons/Pallet: 150

lbs./Ctn.: ≤ 3.77

Product Code	56501 Dryer Vent (Woodgrain)	56502 Universal Block (Woodgrain)	56503 Surface Mount Block (Woodgrain)	56504 Recessed Split (Woodgrain)	
Arbor Blend Solid* (57)	●/+	●/+	●/+	●/+	
Autumn Red (23)	●	●	●	●	
Autumn Yellow (10)	●	●	●	●	
Brownstone (40)	●	●	●	●	
Buckskin (41)	●	●	●	●	
Castle Stone (37)	●	●	●	●	
Cedar Blend Solid* (48)	●/+	●/+	●/+	●/+	
Charcoal Gray (46)	●	●	●	●	
Colonial White (01)	●	●	●	●	
Cypress (42)	●	●	●	●	
Deep Mineral (22)	●	●	●	●	
Desert Tan (07)	●	●	●	●	
Espresso (43)	●	●	●	●	
Flagstone (97)	●	●	●	●	
Forest (47)	●	●	●	●	
Frontier Blend Solid* (51)	●/+	●/+	●/+	●/+	
Granite Gray (34)	●	●	●	●	
Graystone (61)	●	●	●	●	
Hearthstone (19)	●	●	●	●	
Heritage Cream (11)	●	●	●	●	
Herringbone (04)	●	●	●	●	
Melrose (39)	●	●	●	●	
Midnight Blue (45)	●	●	●	●	
Mountain Cedar (17)	●	●	●	●	
Natural Clay (60)	●	●	●	●	
Olive Grove (84)	●	●	●	●	
Oxford Blue (32)	●	●	●	●	
Pacific Blue (27)	●	●	●	●	
Sable Brown (29)	●	●	●	●	
Sandstone Beige (15)	●	●	●	●	
Savannah Wicker (59)	●	●	●	●	
Seagrass (30)	●	●	●	●	
Slate (44)	●	●	●	●	
Smoky Gray (83)	●	●	●	●	
Snow (31)	●	●	●	●	
Sparrow (58)	●	●	●	●	
Spruce (16)	●	●	●	●	
Sterling Gray (33)	●	●	●	●	
Wedgewood Blue (89)	●	●	●	●	
Weathered Wood (90)	●	●	●	●	
Tuxedo (56)	●	●	●	●	

+ SOLID COLOR

* Solid color accessory:

Arbor Blend Solid use with Arbor Blend panels,
Cedar Blend Solid use with Cedar Blend panels and
Frontier Blend Solid use with Frontier Blend panels

Recommended accessory colors for Monogram Blends

The following colors are the best comparable trim options:

Natural Blend = Buckskin, Cedar Blend = Cedar Blend Solid,

Driftwood Blend = Granite Gray or Charcoal Gray,

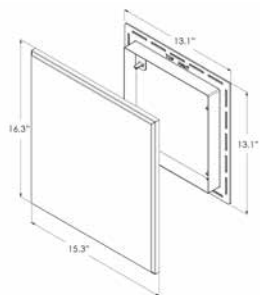
Rustic Blend = Sable Brown, Weathered Blend = Weathered Wood

Mounting Blocks

Siding & Accessories

Vinyl Siding Products

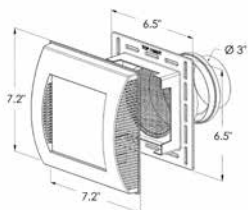
METER BASE



Product Code: 56505

Finish: Woodgrain
 Overall Width: 15.3"
 Overall Height: 16.4"
 Overall Depth: 1.4"
 Pieces/Ctn.: 5
 Cartons/Pallet: 75
 lbs./Ctn.: ≤ 8.28

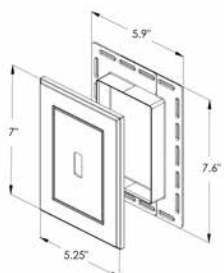
INTAKE EXHAUST



Product Code: 56506

Finish: Woodgrain
 Overall Width: 7.2"
 Overall Height: 7.2"
 Overall Depth: 5.3"
 Pieces/Ctn.: 5
 Cartons/Pallet: 126
 lbs./Ctn.: ≤ 2.96

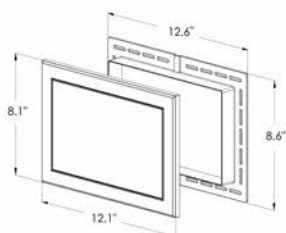
MINI BLOCK



Product Code: 56507

Finish: Woodgrain
 Overall Width: 5.9"
 Overall Height: 7.6"
 Overall Depth: 1.4"
 Pieces/Ctn.: 10
 Cartons/Pallet: 150
 lbs./Ctn.: ≤ 3.77

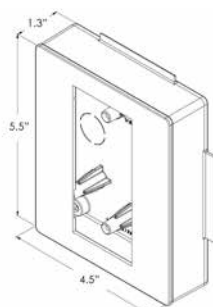
JUMBO BLOCK



Product Code: 56508

Finish: Woodgrain
 Overall Width: 12.6"
 Overall Height: 8.6"
 Overall Depth: 1.4"
 Pieces/Ctn.: 5
 Cartons/Pallet: 144
 lbs./Ctn.: ≤ 3.87

ELECTRIC BOX*



Product Code: 56509

Finish: Matte
 Overall Width: 4.5"
 Overall Height: 5.5"
 Overall Depth: 1.3"
 Pieces/Ctn.: 10
 Cartons/Pallet: 225
 lbs./Ctn.: ≤ 3.88

Product Code	56505 Meter Base (Woodgrain)	56506 Intake Exhaust (Woodgrain)	56507 Mini Block (Woodgrain)	56508 Jumbo Block (Woodgrain)	56509 Electric Box (Matte)
No Color					●
Colonial White (01)	●	●	●	●	

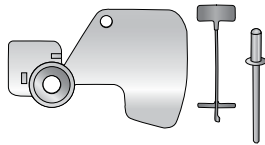
* Electric box used in conjunction with Universal Block part.
 ≤ Heaviest weight listed - varies by color.

Tools

Tools

NEW SHINGLE REPAIR KIT FOR DOUBLE 7" (30144) AND SINGLE 7" (30137) PERFECTION PANELS, DOUBLE 7" (30142) STAGGERED PERFECTION AND TRIPLE 5" (30144) SAWMILL PANELS

Product Code: 57992
 Finish: No Finish
 Pieces/Ctn.: 24
 Cartons/Pallet: 60
 lbs./Ctn.: ≤ 3

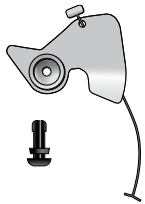


NOTE:
 6 repair clips per kit
 24 kits per carton (144 clips per ctn.)
 Each kit contains enough pieces (6) to replace a single panel

Use one kit to repair one Single 7" Straight Edge Perfection Panel, Double 7" Straight Edge Perfection Panel, Double 7" Staggered Perfection Panel, or Triple 5" Sawmill Panel.

SHINGLE REPAIR KIT

Product Code: 57994
 Finish: No Finish
 Kits/Ctn.: 24
 Cartons/Pallet: 60
 lbs./Ctn.: ≤ 3



NOTE:
 6 repair clips per kit
 24 kits per carton (144 clips per ctn.)
 Each kit contains enough pieces (6) to replace a single panel

Use one kit to repair one Double 7" Legacy Perfection Panel, or all Rough-Split Panel Profiles.

MONOGRAM® ZIPPER TOOL

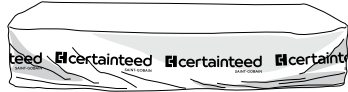
Product Code: 57999
 Finish: No Finish
 Pieces/Ctn.: 1
 Cartons/Pallet: 50
 lbs./Ctn.: ≤ 1



Panel removal tool for Monogram siding only.

NEW VINYL SIDING PALLET COVER

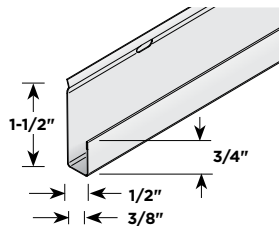
Product Code: 58000
 Finish: No Finish
 Dimensions: 28" x 48" x 154"
 Pieces/Ctn.: 10



Product Code	57992 NEW Shingle Repair Kit	57994 Shingle Repair Kit	57999 Monogram Zipper Tool	58000 Vinyl Siding Pallet Cover	
No Color (00)	●	●	●	●	

Aluminum Accessories

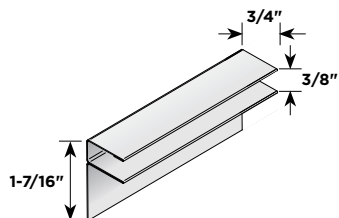
ALUMINUM 3/8" J-CHANNEL



Product Code: AL1040

Finish: Smooth
 Length: 12'
 Channel/
 Pocket Height: 3/8"
 Back Height: 1/2"
 Pieces/Ctn.: 50
 Lin. Ft./Ctn.: 600'
 Cartons/Pallet: 49
 lbs./Ctn.: 35

ALUMINUM 3/8" F-CHANNEL



Product Code: AL1043

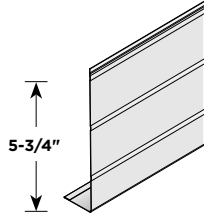
Finish: Smooth
 Length: 12'
 Channel: 3/8"
 Pieces/Ctn.: 50
 Lin. Ft./Ctn.: 600'
 Cartons/Pallet: 56
 lbs./Ctn.: 30

Aluminum Products

Product Code		AL1040 Aluminum 3/8" J-Channel (Smooth)	AL1043 Aluminum 3/8" F-Channel (Smooth)	
COLOR	Black LG (054)	●	●	
	Colonial White (001)	●	●	
	Musket Brown (049)	●	●	
	Natural Clay (060)	●	●	

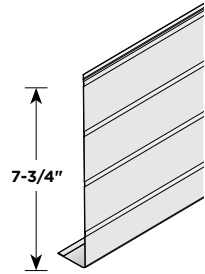
Aluminum Accessories

ALUMINUM 6" RIBBED FASCIA



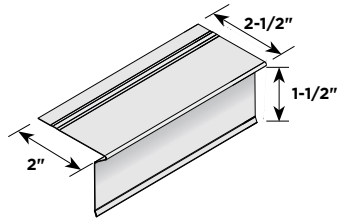
Product Code: AL1050
 Finish: Smooth
 Length: 12'
 Height: 5-3/4"
 Pieces/Ctn.: 24
 Lin. Ft./Ctn.: 288'
 Cartons/Pallet: 48
 lbs./Ctn.: 48

ALUMINUM 8" RIBBED FASCIA



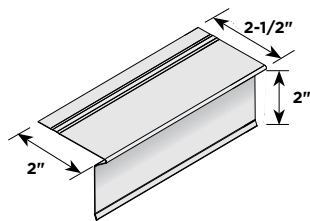
Product Code: AL1052
 Finish: Smooth
 Length: 12'
 Height: 7-3/4"
 Pieces/Ctn.: 24
 Lin. Ft./Ctn.: 288'
 Cartons/Pallet: 32
 lbs./Ctn.: 57

ALUMINUM DRIP EDGE T 1-1/2"



Product Code: AL1060
 Finish: Smooth
 Length: 10'
 Height: 1-1/2"
 Pieces/Ctn.: 25
 Lin. Ft./Ctn.: 250'
 Cartons/Pallet: 48
 lbs./Ctn.: 20

ALUMINUM DRIP EDGE T 2"



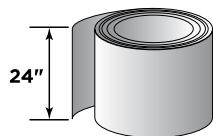
Product Code: AL1061
 Finish: Smooth
 Length: 10'
 Height: 2"
 Pieces/Ctn.: 25
 Lin. Ft./Ctn.: 250'
 Cartons/Pallet: 40
 lbs./Ctn.: 23

Aluminum Products

Product Code		AL1050 Aluminum 6" Ribbed Fascia (Smooth)	AL1052 Aluminum 8" Ribbed Fascia (Smooth)	AL1060 Aluminum Drip Edge T 1-1/2" (Smooth)	AL1061 Aluminum Drip Edge T 2" (Smooth)	
COLOR	Black LG (054)	●	●	●	●	
	Colonial White (001)	●	●	●	●	
	Musket Brown (049)	●	●	●	●	
	Natural Clay (060)	●	●	●	●	

Aluminum Accessories

TRIM COIL PVC COATED



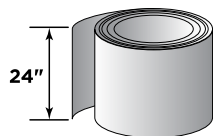
PVC coated one side only.

Do not use trim coil over treated lumber.

Product Code: 56901/AL1001

Finish: Striated
Length: 50'
Thickness: 0.019"
Width: 24"
Rolls/Ctn.: 1
Lin. Ft. Ctn.: 50'
Cartons/Pallet: 32
lbs./Ctn.: 25

NEW TRIM COIL POLY SMOOTH PAINTED COLORS



Colonial White and Tuxedo have Colonial White finish on back.
All other colors have Wolf White on the back unless noted.

Product availability varies by region.

Do not use trim coil over treated lumber.

Product Code: AL1000

Finish: Smooth
Length: 50'
Thickness: 0.019"
Width: 24"
Rolls/Ctn.: 1
Lin. Ft. Ctn.: 50'
Cartons/Pallet: 32
lbs./Ctn.: 28

Aluminum Products

	Product Code	56901 Trim Coil PVC Coated (Striated)	AL1001 Trim Coil PVC Coated (Striated)	AL1000 Trim Coil Poly Coated (Smooth)	
COLOR	Autumn Red (023)	● (23)			
	Black LG (054)			●	
	Brownstone (040)	● (40)			
	Castle Stone (037)	● (37)			
	Cedar Blend Solid* (048)	✚ (48)			
	Charcoal Gray (046)	● (46)			
	Colonial White (001)		●	●	
	Deep Mineral (022)			☆	
	Desert Tan (007)	● (07)			
	Espresso (043)	● (43)			
	Flagstone (097)	● (97)			
	Forest (047)	● (47)			
	Granite Gray (034)	● (34)			
	Graystone (061)			☆	
	Heritage Cream (011)	● (11)			
	Herringbone (004)		●		
	Melrose (039)	● (39)			
	Midnight Blue (045)	● (45)			
	Musket Brown (049)			●	
	Musket Brown with Black LG Backer (B049)			●	
	Natural Clay (060)		●	●	
	Olive Grove (084)	● (84)			
	Oxford Blue (032)	● (32)			
	Pacific Blue (027)	● (27)			
	Sable Brown (029)	● (29)			
	Sandstone Beige (015)		●		
	Savannah Wicker (059)		●		
	Seagrass (030)	● (30)			
	Slate (044)	● (44)			
	Smoky Gray (083)	● (83)		☆	
	Snow (031)		★	☆	
	Sparrow (058)			☆	
	Spruce (016)	● (16)			
	Sterling Gray (033)	● (33)			
	Tuxedo (056)			☆	
	Weathered Wood (090)	● (90)			
	Wedgewood Blue (089)	● (89)			
	Wolf White (191)			●	
PREM	Black (054)	● (54)			
	Musket Brown (049)	● (49)			

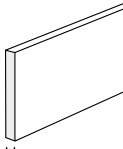
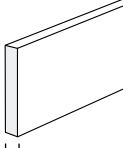
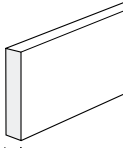
✚ SOLID COLOR

★ NEW COLOR

☆ COMING SOON

* Solid color accessory:
Cedar Blend Solid use with Cedar Blend panels

Trimboards

Smooth/Smooth, Natural White			FULL UNIT			HALF UNIT		
Nominal	Actual	Order Number *	PCS/UNIT	LF/UNIT	Weight ** lbs/UNIT	PCS/UNIT	LF/UNIT	Weight ** lbs/UNIT
 5/8 in.	5/8 in. x 6 in. x 18 ft.	11040618005F	160	2,880	2,791	—	—	—
	5/8 in. x 10 in. x 18 ft.	11041018005F	100	1,800	2,925	—	—	—
 3/4 in.	1 in. x 3 in. x 18 ft.	11050318005F	288	5,184	2,728	—	—	—
	1 in. x 4 in. x 18 ft.	11050418005	260	4,680	3,531	104	1,872	1,538
	1 in. x 5 in. x 18 ft.	11050518005F	200	3,600	3,494	—	—	—
	1 in. x 6 in. x 18 ft.	11050618005	160	2,880	3,425	64	1,152	1,656
	1 in. x 8 in. x 18 ft.	11050818005	108	1,944	3,101	48	864	1,655
	1 in. x 10 in. x 18 ft.	11051018005	90	1,620	3,265	40	720	1,737
	1 in. x 12 in. x 18 ft.	11051218005	72	1,296	3,191	32	576	1,700
	1 in. x 16 in. x 18 ft.	11051618005	54	972	3,611	24	432	1,721
 1 in.	5/4 in. x 4 in. x 18 ft.	11060418005	208	3,744	3,863	104	1,872	2,036
	5/4 in. x 5 in. x 18 ft.	11060518005F	160	2,880	3,029	—	—	—
	5/4 in. x 6 in. x 18 ft.	11060618005	128	2,304	3,659	64	1,152	1,934
	5/4 in. x 8 in. x 18 ft.	11060818005	96	1,728	3,622	48	864	1,916
	5/4 in. x 10 in. x 18 ft.	11061018005	80	1,440	3,829	40	720	2,019
	5/4 in. x 12 in. x 18 ft.	11061218005	64	1,152	3,734	32	576	1,972
	5/4 in. x 16 in. x 18 ft.	11061618005H	—	—	—	24	432	2,041

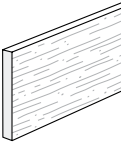
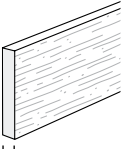
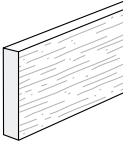
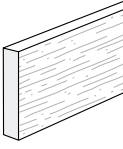
Bending: The ability to bend trimboards and profiles varies greatly based on board thickness and width, profile shape, bend radius, and heat source type. CertainTeed recommends reviewing our installation instructions or using a professional PVC bending resource.

Special Order Program: CertainTeed has the ability to manufacture products in different lengths and widths that are not shown in this Specification Guide. We would be glad to discuss opportunities. Please contact your CertainTeed Territory Manager for product guidelines, minimum quantities and pricing.

*To order full units, add F to the end of the order number. To order a half unit, add H to the end of the order number, where applicable.

**Weights include pallet.

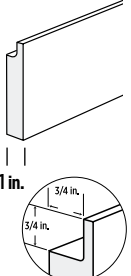
Trimboards

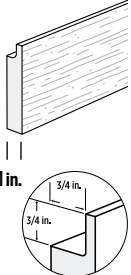
TrueTexture™ Woodgrain/Smooth, Natural White			FULL UNIT			HALF UNIT		
Nominal	Actual	Order Number*	PCS/UNIT	LF/UNIT	Weight** lbs/UNIT	PCS/UNIT	LF/UNIT	Weight** lbs/UNIT
 5/8 in.	5/8 in. x 6 in. x 18 ft.	12040618005F	160	2,880	2,791	—	—	—
	5/8 in. x 8 in. x 18 ft.	12040818005F	120	2,160	2,765	—	—	—
	5/8 in. x 10 in. x 18 ft.	12041018005F	100	1,800	2,925	—	—	—
	5/8 in. x 12 in. x 18 ft.	12041218005F	80	1,440	2,851	—	—	—
 3/4 in.	1 in. x 4 in. x 12 ft.	12050412005F	260	3,120	2,341	—	—	—
	1 in. x 6 in. x 12 ft.	12050612005F	160	1,920	2,268	—	—	—
	1 in. x 8 in. x 12 ft.	12050812005F	108	1,296	2,132	—	—	—
	1 in. x 10 in. x 12 ft.	12051012005F	90	1,080	2,169	—	—	—
	1 in. x 12 in. x 12 ft.	12051212005F	72	864	2,119	—	—	—
 1 in.	1 in. x 4 in. x 18 ft.	12050418005	260	4,680	3,531	104	1,872	1,538
	1 in. x 5 in. x 18 ft.	12050518005F	200	3,600	3,535	—	—	—
	1 in. x 6 in. x 18 ft.	12050618005	160	2,880	3,425	64	1,152	1,514
	1 in. x 8 in. x 18 ft.	12050818005	108	1,944	3,101	48	864	1,655
	1 in. x 10 in. x 18 ft.	12051018005	90	1,620	3,265	40	720	1,737
	1 in. x 12 in. x 18 ft.	12051218005	72	1,296	3,191	32	576	1,700
	1 in. x 16 in. x 18 ft.	12051618005	54	972	3,611	24	432	1,721
	5/4 in. x 4 in. x 12 ft.	12060412005F	208	2,496	2,574	—	—	—
 1 in.	5/4 in. x 6 in. x 12 ft.	12060612005F	128	1,536	2,439	—	—	—
	5/4 in. x 8 in. x 12 ft.	12060812005F	96	1,152	2,415	—	—	—
	5/4 in. x 10 in. x 12 ft.	12061012005F	80	960	2,553	—	—	—
	5/4 in. x 12 in. x 12 ft.	12061212005F	64	768	2,489	—	—	—
	5/4 in. x 4 in. x 18 ft.	12060418005	208	3,744	3,861	104	1,872	2,036
	5/4 in. x 5 in. x 18 ft.	12060518005F	160	2,880	3,029	—	—	—
	5/4 in. x 6 in. x 18 ft.	12060618005	128	2,304	3,659	64	1,152	1,935
	5/4 in. x 8 in. x 18 ft.	12060818005	96	1,728	3,622	48	864	1,916
	5/4 in. x 10 in. x 18 ft.	12061018005	80	1,440	3,829	40	720	2,019
	5/4 in. x 12 in. x 18 ft.	12061218005	64	1,152	3,734	32	576	1,972
	5/4 in. x 16 in. x 18 ft.	12061618005H	—	—	—	24	432	2,041

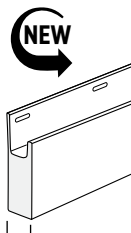
*To order full units, add F to the end of the order number. To order a half unit, add H to the end of the order number, where applicable.

**Weights include pallet.

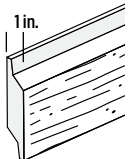
Trimboards

J-Pocket Smooth, Natural White				FULL UNIT			HALF UNIT		
	Nominal	Actual	Order Number *	PCS/UNIT	LF/UNIT	Weight ** lbs/UNIT	PCS/UNIT	LF/UNIT	Weight ** lbs/UNIT
 Built-in J-Pocket for siding	5/4 in. x 4 in. x12 ft. J-Pocket	1 in. x 3-1/2 in. x12 ft.	11160412005F	156	1,872	1,591	—	—	—
	5/4 in. x 6 in. x12 ft. J-Pocket	1 in. x 5-1/2 in. x12 ft.	11160612005F	96	1,152	1,344	—	—	—
	5/4 in. x 4 in. x18 ft. J-Pocket	1 in. x 3-1/2 in. x18 ft.	11160418005	156	2,808	2,400	104	1,872	1,663
	5/4 in. x 6 in. x18 ft. J-Pocket	1 in. x 5-1/2 in. x18 ft.	11160618005	96	1,728	2,028	64	1,152	1,411

J-Pocket TrueTexture™ Woodgrain, Natural White				FULL UNIT			HALF UNIT		
	Nominal	Actual	Order Number *	PCS/UNIT	LF/UNIT	Weight ** lbs/UNIT	PCS/UNIT	LF/UNIT	Weight ** lbs/UNIT
 Built-in J-Pocket for siding	5/4 in. x 4 in. x12 ft. J-Pocket	1 in. x 3-1/2 in. x12 ft.	12160412005F	156	1,872	1,591	—	—	—
	5/4 in. x 6 in. x12 ft. J-Pocket	1 in. x 5-1/2 in. x12 ft.	12160612005F	96	1,152	1,344	—	—	—
	5/4 in. x 4 in. x18 ft. J-Pocket	1 in. x 3-1/2 in. x18 ft.	12160418005	156	2,808	2,400	104	1,872	1,663
	5/4 in. x 6 in. x18 ft. J-Pocket	1 in. x 5-1/2 in. x18 ft.	12160618005	96	1,728	2,028	64	1,152	1,411

InvisiPro® Casing Smooth, Natural White				FULL UNIT			HALF UNIT		
	Nominal	Actual	Order Number *	PCS/UNIT	LF/UNIT	Weight ** lbs/UNIT	PCS/UNIT	LF/UNIT	Weight ** lbs/UNIT
 NEW	5/4 in. x 4 in. x 18 ft.	1.125 in. x 3.5 in. x 18 ft.	12260417005	162	2,916	2,943	81	1,458	1,601

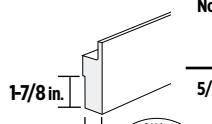
Hard Siding Skirtboards

TrueTexture™ Woodgrain/Smooth, Natural White				FULL UNIT		
	Nominal	Actual	Order Number *	PCS/UNIT	LF/UNIT	Weight ** lbs/UNIT
	5/4 in. x 6 in. x12 ft.	1 in. x 5-1/2 in. x12 ft.	12360612005F	64	768	879
	5/4 in. x 8 in. x12 ft.	1 in. x 7-1/4 in. x12 ft.	12360812005F	48	576	1,018

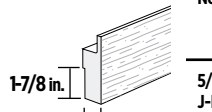
*To order full units, add F to the end of the order number. To order a half unit, add H to the end of the order number, where applicable.

**Weights include pallet.

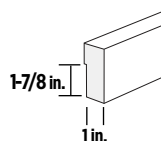
Trimboards with Cut-Outs

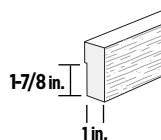
J-Pocket Smooth, Natural White				FULL UNIT			HALF UNIT		
	Nominal	Actual	Order Number*	PCS/UNIT	LF/UNIT	Weight** lbs/UNIT	PCS/UNIT	LF/UNIT	Weight** lbs/UNIT
	5/4 in. x 4 in. x 18 ft.	1 in. x 3-1/2 in. x 18 ft.	11165018005	156	2,808	2,556	104	1,872	1,900

Built-in J-Pocket for siding and cut-out for Window Flange

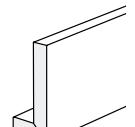
J-Pocket TrueTexture™ Woodgrain, Natural White				FULL UNIT			HALF UNIT		
	Nominal	Actual	Order Number*	PCS/UNIT	LF/UNIT	Weight** lbs/UNIT	PCS/UNIT	LF/UNIT	Weight** lbs/UNIT
	5/4 in. x 4 in. x 18 ft. J-Pocket	1 in. x 3-1/2 in. x 18 ft.	12165018005	156	2,808	2,551	104	1,872	1,900

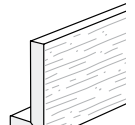
Built-in J-Pocket for siding and cut-out for Window Flange

Smooth, Natural White				FULL UNIT			HALF UNIT		
	Nominal	Actual	Order Number*	PCS/UNIT	LF/UNIT	Weight** lbs/UNIT	PCS/UNIT	LF/UNIT	Weight** lbs/UNIT
	5/4 in. x 4 in. x 18 ft.	1 in. x 3-1/2 in. x 18 ft.	11065018005	156	2,808	4,611	104	1,872	2,409

TrueTexture™ Woodgrain, Natural White				FULL UNIT			HALF UNIT		
	Nominal	Actual	Order Number*	PCS/UNIT	LF/UNIT	Weight** lbs/UNIT	PCS/UNIT	LF/UNIT	Weight** lbs/UNIT
	5/4 in. x 4 in. x 18 ft.	1 in. x 3-1/2 in. x 18 ft.	12065018005	156	2,808	4,611	104	1,872	2,409

Fascia

Smooth, Natural White				FULL UNIT		
	Nominal	Actual	Order Number	PCS/UNIT	LF/UNIT	Weight** lbs/UNIT
	3/4 in. x 8 in. x 18 ft.	3/4 in. x 7-1/4 in. x 18 ft.	11430818005F	36	648	1,205
	3/4 in. x 10 in. x 18 ft.	3/4 in. x 9-1/4 in. x 18 ft.	11431018005F	32	576	1,260


TrueTexture™ Woodgrain, Natural White				FULL UNIT		
	Nominal	Actual	Order Number	PCS/UNIT	LF/UNIT	Weight** lbs/UNIT
	3/4 in. x 8 in. x 18 ft.	3/4 in. x 7-1/4 in. x 18 ft.	13430818005F	36	648	1,205
	3/4 in. x 10 in. x 18 ft.	3/4 in. x 9-1/4 in. x 18 ft.	13431018005F	32	576	1,260

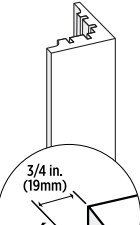
*To order full units, add F to the end of the order number. To order a half unit, add H to the end of the order number, where applicable.

**Weights include pallet.

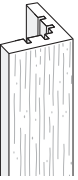
For more information call 800-233-8990
www.certainteed.com

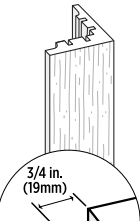
One-piece Corners

Smooth, Natural White				FULL UNIT			HALF UNIT		
Nominal	Actual	Order Number*		PCS/UNIT	LF/UNIT	Weight** lbs/UNIT	PCS/UNIT	LF/UNIT	Weight** lbs/UNIT
	5/4 in. x 4 in. x 4 in. x 10 ft.	1 in. x 3-1/2 in. x 3-1/2 in. x 10 ft.	31060410005	72	720	1,288	36	360	693
	5/4 in. x 4 in. x 4 in. x 20 ft.	1 in. x 3-1/2 in. x 3-1/2 in. x 20 ft.	31060420005	72	1,440	2,499	36	720	1,422
	5/4 in. x 6 in. x 6 in. x 10 ft.	1 in. x 5-1/2 in. x 5-1/2 in. x 10 ft.	31060610005	48	480	1,370	24	240	734
	5/4 in. x 6 in. x 6 in. x 20 ft.	1 in. x 5-1/2 in. x 5-1/2 in. x 20 ft.	31060620005	48	960	2,772	24	480	1,502

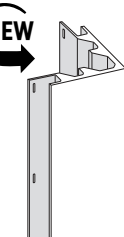
J-Pocket Smooth, Natural White				FULL UNIT			HALF UNIT		
Nominal	Actual	Order Number*		PCS/UNIT	LF/UNIT	Weight** lbs/UNIT	PCS/UNIT	LF/UNIT	Weight** lbs/UNIT
	5/4 in. x 4 in. x 4 in. x 10 ft. J-Pocket	1 in. x 3-1/2 in. x 3-1/2 in. x 10 ft.	31160410005	72	720	1,059	36	360	579
	5/4 in. x 4 in. x 4 in. x 20 ft. J-Pocket	1 in. x 3-1/2 in. x 3-1/2 in. x 20 ft.	31160420005	72	1,440	2,095	36	720	1,163
	5/4 in. x 6 in. x 6 in. x 10 ft. J-Pocket	1 in. x 5-1/2 in. x 5-1/2 in. x 10 ft.	31160610005	48	480	1,129	24	240	615
	5/4 in. x 6 in. x 6 in. x 20 ft. J-Pocket	1 in. x 5-1/2 in. x 5-1/2 in. x 20 ft.	31160620005	48	960	2,157	24	480	1,128

Built-in J-Pocket for siding

TrueTexture™ Woodgrain, Natural White				FULL UNIT			HALF UNIT		
Nominal	Actual	Order Number*		PCS/UNIT	LF/UNIT	Weight** lbs/UNIT	PCS/UNIT	LF/UNIT	Weight** lbs/UNIT
	5/4 in. x 4 in. x 4 in. x 10 ft.	1 in. x 3-1/2 in. x 3-1/2 in. x 10 ft.	33060410005	72	720	1,288	36	360	693
	5/4 in. x 4 in. x 4 in. x 20 ft.	1 in. x 3-1/2 in. x 3-1/2 in. x 20 ft.	33060420005	72	1,440	2,499	36	720	1,365
	5/4 in. x 6 in. x 6 in. x 10 ft.	1 in. x 5-1/2 in. x 5-1/2 in. x 10 ft.	33060610005	48	480	1,370	24	240	734
	5/4 in. x 6 in. x 6 in. x 20 ft.	1 in. x 5-1/2 in. x 5-1/2 in. x 20 ft.	33060620005	48	960	2,772	24	480	1,502

J-Pocket TrueTexture™ Woodgrain, Natural White				FULL UNIT			HALF UNIT		
Nominal	Actual	Order Number*		PCS/UNIT	LF/UNIT	Weight** lbs/UNIT	PCS/UNIT	LF/UNIT	Weight** lbs/UNIT
	5/4 in. x 4 in. x 4 in. x 10 ft. J-Pocket	1 in. x 3-1/2 in. x 3-1/2 in. x 10 ft.	33160410005	72	720	1,059	36	360	579
	5/4 in. x 4 in. x 4 in. x 20 ft. J-Pocket	1 in. x 3-1/2 in. x 3-1/2 in. x 20 ft.	33160420005	72	1,440	2,095	36	720	1,163
	5/4 in. x 6 in. x 6 in. x 10 ft. J-Pocket	1 in. x 5-1/2 in. x 5-1/2 in. x 10 ft.	33160610005	48	480	1,129	24	240	615
	5/4 in. x 6 in. x 6 in. x 20 ft. J-Pocket	1 in. x 5-1/2 in. x 5-1/2 in. x 20 ft.	33160620005	48	960	2,290	24	480	1,261

Built-in J-Pocket for siding

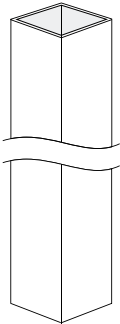
InvisiPro® Corner Smooth, Natural White				FULL UNIT			
Nominal	Actual	Order Number*		PCS/UNIT	LF/UNIT	Weight** lbs/UNIT	Cartons/Unit
	5/4 in. x 6 in. x 6 in. x 20 ft.	1 in. x 5-1/2 in. x 5-1/2 in. x 20 ft.	31360620005F	30	600	1,200	15

*To order full units, add F to the end of the order number. To order a half unit, add H to the end of the order number, where applicable.

**Weights include pallet. †Weights include carton.

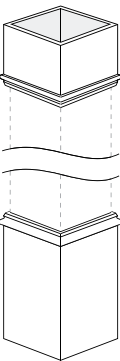
Column Wraps

Column Wrap Smooth, Natural White				FULL UNIT		
Nominal	Actual	Order Number		PCS/UNIT	LF/UNIT	Weight** lbs/UNIT
8 in. x 8 in. x 9 ft.	8 in. x 8 in. x 9 ft.	71380809005F		12	108	515
10 in. x 10 in. x 9 ft.	10 in. x 10 in. x 9 ft.	71301009005F		12	108	685



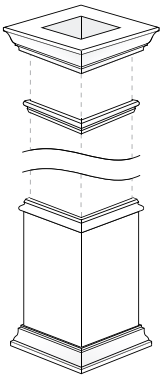
Must order Column Wrap and Trim Kit for complete Column.

Classic Cap/Base Trim Kit* Smooth, Natural White				FULL UNIT		
Nominal	Actual	Order Number		PCS/UNIT	LF/UNIT	Weight** lbs/UNIT
8 in. x 8 in.	8 in. x 8 in.	61480801005F		4	n/a	57
10 in. x 10 in.	10 in. x 10 in.	61401001005F		4	n/a	66



*Column Wrap not included. Must order Column Wrap and Trim Kit for complete Column.

Estate Cap/Base Trim Kit* Smooth, Natural White				FULL UNIT		
Nominal	Actual	Order Number		PCS/UNIT	LF/UNIT	Weight** lbs/UNIT
8 in. x 8 in.	8 in. x 8 in.	61680801005F		4	n/a	61
10 in. x 10 in.	10 in. x 10 in.	61601001005F		4	n/a	73

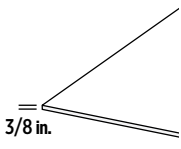
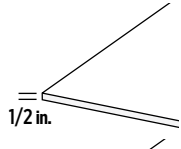
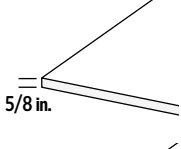
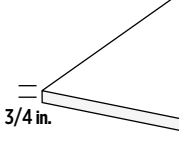



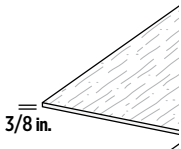
*Column Wrap not included. Must order Column Wrap and Trim Kit for complete Column.

*To order full units, add F to the end of the order number. To order a half unit, add H to the end of the order number, where applicable.

**Weights include pallet.

Sheets

Smooth/Smooth, Natural White				FULL UNIT			HALF UNIT		
	Nominal	Actual	Order Number*	PCS/UNIT	LF/UNIT	Weight** lbs/UNIT	PCS/UNIT	LF/UNIT	Weight** lbs/UNIT
	3/8 in. x 4 ft. x 8 ft.	3/8 in. x 4 ft. x 8 ft.	21014808005	25	200	1,077	12	96	553
	3/8 in. x 4 ft. x 10 ft.	3/8 in. x 4 ft. x 10 ft.	21014810005	25	250	1,270	12	120	661
	3/8 in. x 4 ft. x 18 ft.	3/8 in. x 4 ft. x 18 ft.	21014818005	25	450	2,313	12	216	1,220
	1/2 in. x 4 ft. x 8 ft.	1/2 in. x 4 ft. x 8 ft.	21024808005	25	200	1,247	12	96	635
	1/2 in. x 4 ft. x 10 ft.	1/2 in. x 4 ft. x 10 ft.	21024810005	25	250	1,602	12	120	820
	1/2 in. x 4 ft. x 18 ft.	1/2 in. x 4 ft. x 18 ft.	21024818005	25	450	2,826	12	216	1,465
	5/8 in. x 4 ft. x 8 ft.	5/8 in. x 4 ft. x 8 ft.	21044808005	25	200	1,686	12	96	847
	5/8 in. x 4 ft. x 10 ft.	5/8 in. x 4 ft. x 10 ft.	21044810005	25	250	2,065	12	120	1,043
	5/8 in. x 4 ft. x 18 ft.	5/8 in. x 4 ft. x 18 ft.	21044818005	25	450	3,621	12	216	1,847
	3/4 in. x 4 ft. x 8 ft.	3/4 in. x 4 ft. x 8 ft.	21034808005	20	160	1,638	10	80	854
	3/4 in. x 4 ft. x 10 ft.	3/4 in. x 4 ft. x 10 ft.	21034810005	20	200	2,058	10	100	1,078
	3/4 in. x 4 ft. x 12 ft.	3/4 in. x 4 ft. x 12 ft.	21034812005	20	240	2,464	10	120	1,289
	3/4 in. x 4 ft. x 18 ft.	3/4 in. x 4 ft. x 18 ft.	21034818005	21	378	3,907	10	180	1,945
	3/4 in. x 4 ft. x 20 ft.	3/4 in. x 4 ft. x 20 ft.	21034820005	21	420	4,070	10	200	2,125
	1 in. x 4 ft. x 8 ft.	1 in. x 4 ft. x 8 ft.	21054808005	20	160	2,215	10	80	1,143
	1 in. x 4 ft. x 10 ft.	1 in. x 4 ft. x 10 ft.	21054810005	20	200	2,745	10	100	1,421
	1 in. x 4 ft. x 12 ft.	1 in. x 4 ft. x 12 ft.	21054812005	20	240	3,271	10	120	1,693
	1 in. x 4 ft. x 18 ft.	1 in. x 4 ft. x 18 ft.	21054818005	18	324	4,412	9	162	2,309
	1 in. x 4 ft. x 20 ft.	1 in. x 4 ft. x 20 ft.	21054820005	16	320	4,407	8	160	2,319

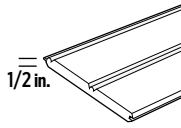
TrueTexture™ Woodgrain/Smooth, Natural White				FULL UNIT			HALF UNIT		
	Nominal	Actual	Order Number*	PCS/UNIT	LF/UNIT	Weight** lbs/UNIT	PCS/UNIT	LF/UNIT	Weight** lbs/UNIT
	3/8 in. x 4 ft. x 8 ft.	3/8 in. x 4 ft. x 8 ft.	22014808005	25	200	1,077	12	96	553
	1/2 in. x 4 ft. x 8 ft.	1/2 in. x 4 ft. x 8 ft.	22024808005	25	200	1,247	12	96	634
	3/4 in. x 4 ft. x 8 ft.	3/4 in. x 4 ft. x 8 ft.	22034808005	20	160	1,638	10	80	854

*To order full units, add F to the end of the order number. To order a half unit, add H to the end of the order number, where applicable.

**Weights include pallet. †Weights include carton.

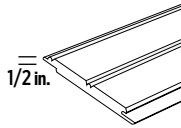
Beadboard Reversible Panels

Traditional Tongue & Groove, Natural White ¹			FULL UNIT			HALF UNIT		
Nominal	Actual	Order Number *	PCS/UNIT	LF/UNIT	Weight ** lbs/UNIT	PCS/UNIT	LF/UNIT	Weight ** lbs/UNIT
1/2 in. x 5-1/2 in. x 18 ft.	1/2 in. x 5-1/8 in. x 18 ft.	8300005	200	3,600	2,642	100	1,800	1,430



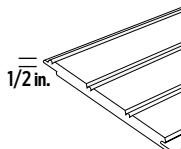
¹Reversible beaded or channel repeat

2TL, TightLap, Natural White ¹			FULL UNIT			HALF UNIT		
Nominal	Actual	Order Number *	PCS/UNIT	LF/UNIT	Weight ** lbs/UNIT	PCS/UNIT	LF/UNIT	Weight ** lbs/UNIT
1/2 in. x 6 in. x 18 ft.	1/2 in. x 5-3/4 in. x 18 ft.	11225318005	224	4,032	2,648	96	1,728	1,255



¹Reversible beaded or channel repeat

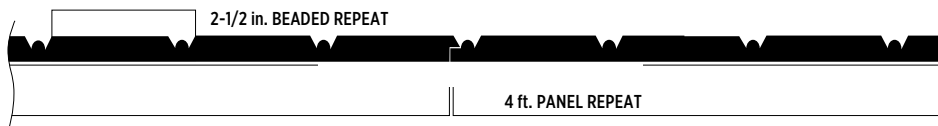
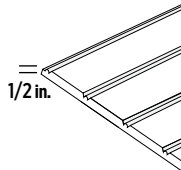
3TL, TightLap, Natural White ¹			FULL UNIT			HALF UNIT		
Nominal	Actual	Order Number *	PCS/UNIT	LF/UNIT	Weight ** lbs/UNIT	PCS/UNIT	LF/UNIT	Weight ** lbs/UNIT
1/2 in. x 8-1/2 in. x 18 ft.	1/2 in. x 8-1/4 in. x 18 ft.	11225418005	200	3,600	3,884	100	1,800	1,852



¹Reversible beaded or channel repeat

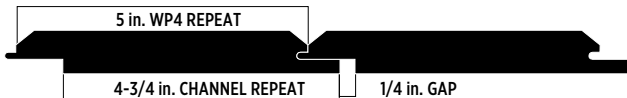
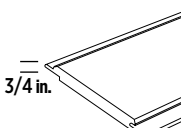
Beadboard Panels Non-Reversible Panels

Beaded, Natural White			FULL UNIT			HALF UNIT		
Nominal	Actual	Order Number *	PCS/UNIT	LF/UNIT	Weight ** lbs/UNIT	PCS/UNIT	LF/UNIT	Weight ** lbs/UNIT
1/2 in. x 4 ft. x 8 ft.	1/2 in. x 4 ft. x 8 ft.	21224808005	25	200	1,218	12	96	621
1/2 in. x 4 ft. x 10 ft.	1/2 in. x 4 ft. x 10 ft.	21224810005	25	250	1,709	12	120	872



WP4/Nickel Gap Reversible Panel

WP4/Nickel Gap, TightLap™, Natural White ¹			FULL UNIT			HALF UNIT		
Nominal	Actual	Order Number *	PCS/UNIT	LF/UNIT	Weight ** lbs/UNIT	PCS/UNIT	LF/UNIT	Weight ** lbs/UNIT
3/4 in. x 6 in. x 18 ft.	3/4 in. x 5-3/4 in. x 18 ft.	11935318005F	72	1,296	1,800	--	--	--



¹Reversible WP4 or Nickel Gap repeat

*To order full units, add F to the end of the order number. To order a half unit, add H to the end of the order number, where applicable.

**Weights include pallet.

For more information call 800-233-8990
www.certainteed.com

Profiles

Smooth, Satin Finish, Natural White		CARTONS			
Nominal/Actual	Order Number	Length	PCS/CTN	LF/CTN	Weight [†] lbs/CTN
BRICKMOULD					
1-1/8 in. x 2 in. x 7 ft.	41020207005B	7 ft.	14	98	50
1-1/8 in. x 2 in. x 10 ft.	41020210005B	10 ft.	14	140	65
1-1/8 in. x 2 in. x 17 ft.	41020217005B	17 ft.	14	238	100
PAINT GRADE BRICKMOULD					
1-1/8 in. x 2 in. x 7 ft.	41025107005B	7 ft.	14	98	45
1-1/8 in. x 2 in. x 10 ft.	41025100005B	10 ft.	14	140	60
1-1/8 in. x 2 in. x 17 ft.	41025116005B	17 ft.	14	238	100
J-CHANNEL BRICKMOULD					
1-1/4 in. x 2 in. x 17 ft.	41151517005B	17 ft.	12	204	90
#49 CROWN					
11/16 in. x 3-5/8 in. x 16 ft.	41040416005B	16 ft.	8	128	50
#47 CROWN					
11/16 in. x 4-5/8 in. x 16 ft.	41040516005B	16 ft.	6	96	50
#45 CROWN					
9/16 in. x 5-1/4 in. x 16 ft.	41041316005B	16 ft.	7	112	45
RAMS CROWN					
1-13/32 in. x 2-1/16 in. x 16 ft.	41141616005B	16 ft.	8	128	55
BASE CAP					
11/16 in. x 1-1/8 in. x 16 ft.	41070816005B	16 ft.	32	512	50
RAKE					
1 in. x 2 in. x 16 ft.	41111216005B	16 ft.	10	160	50
QUARTER ROUND					
3/4 in. x 3/4 in. x 16 ft.	41062116005B	16 ft.	38	608	65
DRIP CAP					
11/16 in. x 1-5/8 in. x 16 ft.	41030316005B	16 ft.	22	352	60
SHINGLE MOULD					
11/16 in. x 1-5/8 in. x 16 ft.	41080316005B	16 ft.	18	288	30
BED MOULD					
9/16 in. x 1-5/8 in. x 16 ft.	41050616005B	16 ft.	24	384	50
LATTICE					
1/4 in. x 1-1/2 in. x 16 ft.	41202016005B	16 ft.	50	800	75

[†]Weights include carton.

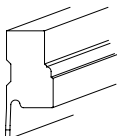
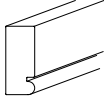

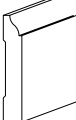
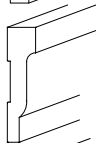
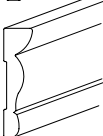
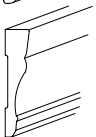
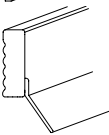
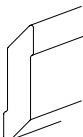
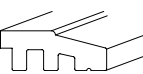
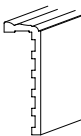

Profiles continued

Smooth, Satin Finish, Natural White		CARTONS				
Nominal/Actual	Order Number	Length	PCS/CTN	LF/CTN	Weight [†] lbs/CTN	
SILL NOSE						
1-5/16 in. x 1-3/8 in. x 16 ft.	41101116005B	16 ft.	9	144	50	
SILL						
1-1/4 in. x 5 in. x 16 ft.	41131416005B	16 ft.	3	48	50	
HISTORIC SILL						
1-3/4 in. x 2-13/16 in. x 16 ft.	41122416005B	16 ft.	4	64	50	
NEW ENGLAND SILL						
1-3/4 in. x 2-1/32 in. x 16 ft.	41123016005B	16 ft.	6	96	70	
WATER TABLE						
2 in. x 2-3/4 in. x 16 ft.	41253216005B	16 ft.	5	80	60	
356 CASING						
1 1/16 in. x 2-1/4 in. x 16 ft.	41181816005B	16 ft.	16	256	50	
RB3 CASING						
1-7/64 in. x 3-7/16 in. x 16 ft.	41171716005B	16 ft.	8	128	55	
BACK BAND						
1-3/16 in. x 4-1/2 in. x 16 ft.	41090916005B	16 ft.	4	64	45	
ADJUSTABLE BACK BAND						
1-11/32 in. x 1-13/32 in. x 16 ft.	41161916005B	16 ft.	10	160	50	
COVE MOULDING						
3/4 in. x 3/4 in. x 16 ft.	41192116005B	16 ft.	50	800	60	
INSIDE CORNER POST						
1-1/4 in. x 1-1/4 in. x 10 ft.	41010110005B	10 ft.	9	90	30	

[†]Weights include carton.

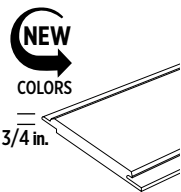
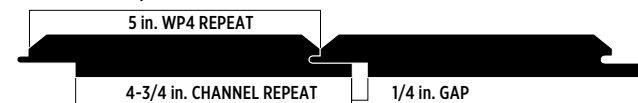
Special Order Profiles

Special Order Profiles must be ordered in full carton quantities.
Extended lead times will apply. Contact your CertainTeed Territory Manager
for product guidelines, minimum quantities and pricing.

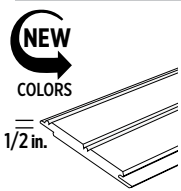

Smooth, Satin Finish, Natural White			CARTONS			
	Nominal/Actual	Order Number	Length	PCS/CTN	LF/CTN	Weight [†] lbs/CTN
	FLANGED BRICKMOULD					
	1-1/4 in. x 2 in. x 17 ft.	41024617005B	17 ft.	12	204	100
	FLORIDA BRICKMOULD					
	11/16 in. x 1-5/8 in. x 17 ft.	41020317005B	17 ft.	28	476	140
	#49 CROWN SCANT					
	9/16 in. x 3-5/8 in. x 16 ft.	41044016005B	16 ft.	10	160	53
	#623 CENTURY BASEBOARD					
	9/16 in. x 3-1/4 in. x 16 ft.	41075016005B	16 ft.	10	160	55
	3" SHINGLE RAKE					
	3/4 in. x 3-1/8 in. x 16 ft.	41114116005B	16 ft.	10	160	60
	A-3 COLONIAL CASING					
	1/2 in. x 2 in. x 16 ft.	41184216005B	16 ft.	22	362	64
	A-6 CLASSIC CASING					
	9/16 in. x 2-3/4 in. x 16 ft.	41184316005B	16 ft.	14	224	47
	GARAGE DOOR STOP					
	7/16 in. x 1-15/16 in. x 16 ft.	41224716005B	16 ft.	14	224	40
	ATTIC (GABLE) VENT LOUVER					
	11/16 in. x 3-1/2 in. x 16 ft.	41214416005B	16 ft.	7	112	60
	ATTIC (GABLE) VENT SILL					
	1-1/8 in. x 3-1/4 in. x 16 ft.	41214516005B	16 ft.	5	80	65
	WINDOW SILL WITH CASING					
	2-3/16 in. x 6-3/4 in. x 16 ft.	41134916005B	16 ft.	2	32	45
	TRANSOM MULL					
	1-1/16 in. x 1-1/2 in. x 16 ft.	41134816005B	16 ft.	12	192	80

[†]Weights include carton.

WP4/Nickel Gap Woodgrain

WP4/Nickel Gap, TightLap™, Woodgrain				HALF UNIT		
	Nominal	Actual	Order Number	PCS/UNIT	LF/UNIT	Weight** lbs/UNIT
 <p>NEW COLORS</p> <p>3/4 in.</p>	3/4 in. x 6 in. x 18 ft.	3/4 in. x 5-3/4 in. x 18 ft.	L119353180	72	1,296	1,180
 <p>5 in. WP4 REPEAT</p> <p>4-3/4 in. CHANNEL REPEAT</p> <p>1/4 in. GAP</p>						



Beadboard Woodgrain

Beadboard 2TL, TightLap™, Woodgrain				HALF UNIT		
	Nominal	Actual	Order Number	PCS/UNIT	LF/UNIT	Weight** lbs/UNIT
 <p>NEW COLORS</p> <p>1/2 in.</p>	1/2 in. x 6 in. x 18 ft.	1/2 in. x 5-3/4 in. x 18 ft.	L112253180	96	1,728	1,380
 <p>2-1/2 in. BEADED REPEAT</p> <p>5 in. CHANNEL REPEAT</p>						

Product Code		L119353180 WP4/Nickel Gap, TightLap™ (Woodgrain)	L112253180 Beadboard, 2TL, TightLap™ (Woodgrain)
COLOR	Ashstone Gray (07H)	★	★
	Auburn (09H)	★	★
	Deep Woodland (06H)	★	★
	Golden Harvest (10H)	★	★
	Warm Honey (08H)	★	★

★ NEW COLOR

Profiles Woodgrain

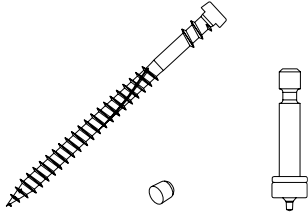
#49 Crown Scant and Bed Mould, Woodgrain				CARTONS		
	Nominal/Actual	Order Number	Length	PCS/CTN	LF/CTN	Weight† lbs/CTN
 <p>NEW COLORS</p>	#49 Crown Scant					
	9/16 in. x 3-5/8 in. x 16 ft.	410440160	16 ft.	12	192	66
	Bed Mould					
	9/16 in. x 1-5/8 in. x 16 ft.	410506160	16 ft.	27	432	72

Product Code		410440160 #49 Crown Scant, (Woodgrain)	410506160 Bed Mould, (Woodgrain)
COLOR	Ashstone Gray (07B)	★	★
	Auburn (09B)	★	★
	Deep Woodland (06B)	★	★
	Golden Harvest (10B)	★	★
	Warm Honey (08B)	★	★

★ NEW COLOR

**Weights include pallet. †Weights include carton.

Hidden Fastening System



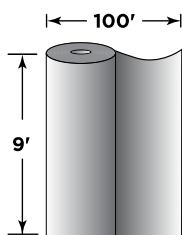
Smooth – 2 in. Screws		CARTONS		
Description	Order Number	Boxes/CTN	Net Weight lbs/CTN	CTN/Pallet
50 LF Box- 75 screws (2 in.), 80 plugs 1 setting tool	63170015005C	6	11	48
250 LF Box- 375 screws (2 in.), 400 plugs 3 setting tools	63170020005C	4	7.75	32
750 LF Box- 1,125 Screws (2 in.) 1,200 plugs 6 setting tools	63170030005C	1	15	75
TrueTexture™ Woodgrain – 2 in. Screws		CARTONS		
Description	Order Number	Boxes/CTN	Net Weight lbs/CTN	CTN/Pallet
50 LF Box- 75 screws (2 in.), 80 plugs 1 setting tool	63770015005C	6	11	48
250 LF Box- 375 screws (2 in.), 400 plugs 3 setting tools	63370020005C	4	7.75	32
750 LF Box- 1,125 Screws (2 in.) 1,200 plugs 6 setting tools	63370030005C	1	15	75
Smooth – 2-3/4 in. Screws		CARTONS		
Description	Order Number	Boxes/CTN	Net Weight lbs/CTN	CTN/Pallet
250 LF Box- 375 screws (2-3/4 in.), 400 plugs 3 setting tools	63170025005C	4	7.75	32
750 LF Box- 1,125 Screws (2-3/4 in.) 1,200 plugs 6 setting tools	63170035005C	1	15	75
TrueTexture™ Woodgrain – 2-3/4 in. Screws		CARTONS		
Description	Order Number	Boxes/CTN	Net Weight lbs/CTN	CTN/Pallet
250 LF Box- 375 screws (2-3/4 in.), 400 plugs 3 setting tools	63370025005C	4	7.75	32
Replacement Plugs Smooth		CARTONS		
Description	Order Number	Boxes/CTN	Net Weight lbs/CTN	CTN/Pallet
40 LF Bag- Plug only 40 plugs	63170010005C	10	1.25	150
Replacement Plugs TrueTexture™		CARTONS		
Description	Order Number	Boxes/CTN	Net Weight lbs/CTN	CTN/Pallet
40 LF Bag- Plug only 40 plugs	63370010005C	10	1.25	150

Certawrap™ Premium Roll

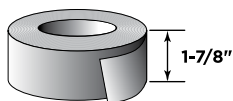
 AVAILABLE IN
 CO-BRANDING
 OPTIONS

	Material Number	Finish/Color	Width (ft.)	Length (ft.)	Thickness (Mils)	SF/Roll	lbs./Roll	Rolls/Pallet	Net. Weight lbs/Pallet
CertaWrap™ Premium (3 ft. x 100 ft.) (sold per pallet – 144 rolls per pallet)	6923062	No Finish / White	3 ft.	100 ft.	12.9	300	≤ 7	144	≤ 1,008
CertaWrap™ Premium (3 ft. x 165 ft.) (sold per pallet – 96 rolls per pallet)	6923662	No Finish White	3 ft.	165 ft.	12.9	495	≤ 12	96	≤ 1,152
CertaWrap™ Premium (4-1/2 ft. x 200 ft.) (sold per pallet – 32 rolls per pallet)	6923162	No Finish / White	4-1/2 ft.	200 ft.	12.9	400	≤ 20	32	≤ 640
CertaWrap™ Premium (5 ft. x 200 ft.) (sold per pallet – 32 rolls per pallet)	6923762	No Finish / White	5 ft.	200 ft.	12.9	900	≤ 22	32	≤ 704
CertaWrap™ Premium (9 ft. x 100 ft.)* (sold per pallet – 40 rolls per pallet)	6923262	No Finish / White	9 ft.	100 ft.	12.9	1,000	≤ 21	40	≤ 840
CertaWrap™ Premium (9 ft. x 150 ft.) (sold per pallet – 36 rolls per pallet)	6923362	No Finish / White	9 ft.	150 ft.	12.9	1,350	≤ 31	36	≤ 1,116

*9 ft. x 100 ft. is also available in a co-branding option.
 (3 pallet order minimum – 120 roll minimum)

Certawrap™ Standard Roll


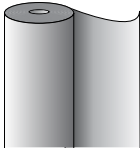
	Material Number	Finish/Color	Width (ft.)	Length (ft.)	Thickness (Mils)	SF/Roll	lbs./Roll	Rolls/Pallet	Net. Weight lbs/Pallet
Certawrap™ Standard (9 ft. x 100 ft.) (sold per pallet – 78 rolls per pallet)	6924100	No Finish / No Color	9 ft.	100 ft.	5.0	900	≤ 15	78	≤ 840

Certawrap™ Construction Tape


	Material Number	Finish/Color	Width (in.)	Length (ft.)	lbs./Roll	Rolls/Carton	Cartons/Pallet	Net. Weight lbs/Carton
Certawrap™ Standard (1-7/8 in. x 165 ft.)	6992115	No Finish / Sandstone Beige	1-7/8 in.	165 ft.	≤ 1	24	48	≤ 18

For use to seal overlaps, seams, and penetrations.

CertaShield™ SA - Formerly VYCOR enV-S®



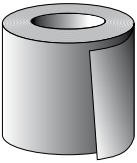
	Material Number	Width (in.)	Length (ft.)	Thickness (Mils)	SF/Roll	lbs./Roll	Rolls/ Carton	lbs./ Carton	Cartons/ Pallet	Rolls/ Pallet	Net. Weight lbs/Pallet
CertaShield™ SA (40 in x 120 ft.)	112125	40 in.	120 ft.	16	400	22	1	22	42	42	916
CertaShield™ SA (12 in x 120 ft.)	112126	12 in.	120 ft.	16	120	9	3	28	42	126	1,172
CertaShield™ SA (9 in x 120 ft.)	112129	9 in.	120 ft.	16	90	7	4	28	42	168	1,176
CertaShield™ SA (6 in x 120 ft.)	112128	6 in.	120 ft.	16	60	5	6	28	42	252	1,159
CertaShield™ SA (4 in x 120 ft.)	112127	4 in.	120 ft.	16	40	3	9	28	47	420	1,302

Flashing Tape

Weather Resistant Barrier

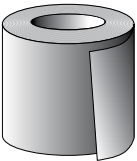
House Wrap

VYCOR® RA25 4"



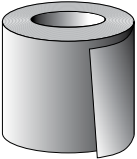
	Material Number	Width (in.)	Length (ft.)	Thickness (Mils)	SF/Roll	lbs./Roll	Rolls/ Carton	lbs./ Carton	Cartons/ Pallet	Rolls/ Pallet	Net. Weight lbs/Pallet
VYCOR® RA25 4" (12 ROLL BOX)	133722	4 in.	75 ft.	25	25	4	12	50	36	432	1,814
VYCOR® RA25 4" (BULK PACK)	28902	4 in.	75 ft.	25	25	4	18	79	30	540	2,376

VYCOR® RA25 6"



	Material Number	Width (in.)	Length (ft.)	Thickness (Mils)	SF/Roll	lbs./Roll	Rolls/ Carton	lbs./ Carton	Cartons/ Pallet	Rolls/ Pallet	Net. Weight lbs/Pallet
VYCOR® RA25 6" (8 ROLL BOX)	133721	6 in.	75 ft.	25	38	4	8	32	36	288	1,152
VYCOR® RA25 6" (BULK PACK)	28903	6 in.	75 ft.	25	38	7	12	82	30	360	2,448

VYCOR® RA25 9"



	Material Number	Width (in.)	Length (ft.)	Thickness (Mils)	SF/Roll	lbs./Roll	Rolls/ Carton	lbs./ Carton	Cartons/ Pallet	Rolls/ Pallet	Net. Weight lbs/Pallet
VYCOR® RA25 9" (4 ROLL BOX)	133720	9 in.	75 ft.	25	56	8	4	32	48	192	1,536
VYCOR® RA25 9" (BULK PACK)	29578	9 in.	75 ft.	25	56	10	6	62	30	180	1,872

VYCOR® RA25 12"



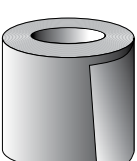
	Material Number	Width (in.)	Length (ft.)	Thickness (Mils)	SF/Roll	lbs./Roll	Rolls/ Carton	lbs./ Carton	Cartons/ Pallet	Rolls/ Pallet	Net. Weight lbs/Pallet
VYCOR® RA25 12" (4 ROLL BOX)	133719	12 in.	75 ft.	25	75	12	4	50	36	144	1,786
VYCOR® RA25 12" (BULK PACK)	29579	12 in.	75 ft.	25	75	13	6	80	30	180	2,394

VYCOR® RA25 18"



	Material Number	Width (in.)	Length (ft.)	Thickness (Mils)	SF/Roll	lbs./Roll	Rolls/ Carton	lbs./ Carton	Cartons/ Pallet	Rolls/ Pallet	Net. Weight lbs/Pallet
VYCOR® RA25 18" (BULK PACK)	29580	18 in.	75 ft.	25	113	17	2	35	25	50	870

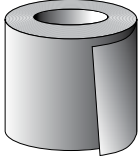
VYCOR® RA40



	Material Number	Width (in.)	Length (ft.)	Thickness (Mils)	SF/Roll	lbs./Roll	Rolls/ Carton	lbs./ Carton	Cartons/ Pallet	Rolls/ Pallet	Net. Weight lbs/Pallet
VYCOR® RA40 (4 in. x 50 ft., Shrink-wrapped)	98626	4 in.	50 ft.	40	17	4	18	79	30	540	2,376
VYCOR® RA40 (6 in. x 50 ft., Shrink-wrapped)	87955	6 in.	50 ft.	40	25	7	12	79	30	360	2,376
VYCOR® RA40 (9 in. x 50 ft., Shrink-wrapped)	87960	9 in.	50 ft.	40	38	10	6	61	30	180	1,818
VYCOR® RA40 (12 in. x 50 ft., Shrink-wrapped)	87961	12 in.	50 ft.	40	50	12	6	72	30	180	2,160

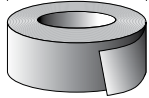
≤ Heaviest weight listed.

VYCOR® BUTYL



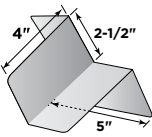
	Material Number	Width (in.)	Length (ft.)	Thickness (Mils)	SF/Roll	lbs./Roll	Rolls/ Carton	lbs./ Carton	Cartons/ Pallet	Rolls/ Pallet	Net. Weight lbs/Pallet
VYCOR® BUTYL 4"	103027	4 in.	75 ft.	14	25	3	12	31	60	720	1,872
VYCOR® BUTYL 6"	103026	6 in.	75 ft.	14	38	4	8	30	60	480	1,776
VYCOR® BUTYL 9"	103025	9 in.	75 ft.	14	56	5	4	22	84	336	1,831
VYCOR® BUTYL 12"	102974	12 in.	75 ft.	14	75	8	4	30	60	240	1,800

VYCOR® DECK PROTECTOR 4"



	Material Number	Width (in.)	Length (ft.)	Thickness (Mils)	SF/Roll	lbs./Roll	Rolls/ Carton	lbs./ Carton	Cartons/ Pallet	Rolls/ Pallet	Net. Weight lbs/Pallet
DECK PROTECTOR 4"	45639	4 in.	75 ft.	25	25	4	18	70	30	540	2,106

VYCORNER™



	Material Number	Rolls/ Carton	lbs./ Carton	Cartons/Pallet	Rolls/ Pallet	Net. Weight lbs/Pallet
VYCORNER™	54119	50	3	288	288	982



**For more
information**



CertainTeed

Ceilings • Gypsum • Insulation • Roofing • Siding • Trim
20 Moores Road, Malvern, PA 19355 | 800-233-8990 | certainteed.com

©04/26 CertainTeed, Printed in the USA, Code No. 04-08-30-US-EN